



**LSU Board of Supervisors**

**Friday, March 16, 2018**

**10:00 AM**

LSU University Administration Building

Board Room

3810 W. Lakeshore Drive

Baton Rouge, Louisiana 70808

**PUBLIC COMMENT**

Public Comments may be made only (1) when they relate to a matter on the agenda and (2) when individuals desiring to make public comments have registered at least one hour prior to the meeting. For additional information see: <http://www.lsu.edu/bos/public-comments.php>

**A. ACADEMIC AND STUDENT AFFAIRS, ACHIEVEMENT AND DISTINCTION  
COMMITTEE**

**Mr. Glenn Armentor, Chair**

1. Request from LSU A&M to Establish the Innovation Award
2. Request from LSU A&M to Establish the Transformation Merit Scholarship Program
3. Request from LSU A&M to Augment the Value of the Tiger Excellence Nonresident Award
4. CONSENT AGENDA
  - i. Request from LSU Alexandria for Approval of a Letter of Intent for a BS in Kinesiology
  - ii. Request from LSU A&M to Change the Name of the MS and PhD in Human Resource Education to the MS and PhD in Leadership and Human Resource Development in the School of Leadership and Human Resource Development
  - iii. Request from LSU Health Sciences Center - Shreveport to Change the Names of the Clinical Laboratory Science Program and the BS in Medical Technology to the Medical Laboratory Science Program and the BS in Medical Laboratory Science
  - iv. Request from LSU Health Sciences Center - Shreveport to Establish 2 Endowed Superior Graduate Student Scholarships
    - Sandra and Jerry Martin Endowed Scholarship for Medical Students
    - Charles G. Hargon Jr. Memorial Scholarship for Medical Students

- v. Request from LSU Health Sciences Center - Shreveport to Establish 2 Endowed Professorships
  - Alice Coleman Endowed Professorship in Pediatric Rheumatology
  - Tilakram and Bhagwanti Devi Distinguished Professorship in Cleft Lip and Palate Surgery and Training
- vi. Request from LSU A&M to Convert 2 Endowed Chairs into 4 Endowed Professorships
  - Convert the Ourso Distinguished Chair of Accounting into the Ourso Eminent Scholar Professorship in Accounting and the Ourso Distinguished Professorship in Accounting
  - Convert the Ourso Distinguished Chair of Management into the Ourso Professorship of Management #1 and Ourso Professorship of Management #2
- vii. Request from LSU A&M to Award a Posthumous Degree
- viii. Request from the Health Care Services Division to Name the LSU Health North Clinic and Urgent Care Facility in Baton Rouge the "Willie F. Hawkins Emergency Care Center"

**B. FINANCE, INFRASTRUCTURE, AND CORE DEVELOPMENT COMMITTEE**  
**Mr. Blake Chatelain, Chair**

1. Supplier Diversity Program Draft Plan - Presentation
2. Request from LSU Health Sciences Center - Shreveport to Authorize Tuition Waivers in the School of Medicine to Enhance Growth and Diversity in Medical Education

**C. PROPERTY AND FACILITIES COMMITTEE**  
**Ms. Mary Werner, Chair**

1. Request from LSU A&M to Accept a Donation of Property at Laurel Hill in West Feliciana Parish, Louisiana
2. Request from LSU A&M to Authorize the President to Execute a Lease for Construction of Alex Box Batting Cage Renovations and Additions with Tiger Athletic Foundation
3. Request from LSU A&M to Approve the Schematic Design of the LSU Alex Box Batting Cage Renovations and Additions
4. Request from LSU A&M to Authorize the President to Determine an Acceptable University Purpose for Purchase by the LSU REFF of Property Near Campus Boundaries

5. Request from LSU HSC–NO to Authorize the President to Determine an Acceptable University Purpose for Purchase by the LSU Health Foundation of Property Near Campus Boundaries
6. Update on Charity Hospital Redevelopment Project

**D. ATHLETIC COMMITTEE**  
**Mr. James Moore, Chair**

1. Request from LSU Alexandria to Approve Proposed Employment Contract with Larry M. Cordaro, Head Coach Men's Basketball



**LSU Board of Supervisors**

**Friday, March 16, 2018**

**~1:00 PM**

LSU University Administration Building

Board Room

3810 W. Lakeshore Drive

Baton Rouge, Louisiana 70808

1. Call to Order and Roll Call
2. Invocation and Pledge of Allegiance
3. Approval of the Minutes of the Board Meeting held on February 2, 2018
4. Personnel Actions Requiring Board Approval
5. Reports from Staff Advisors and Faculty Advisors
6. President's Report
7. Reports to the Board
  - a. FY 2018 Louisiana State University Metric Data
  - b. FY 2017-18 2nd Quarter Consolidated Report on Personnel Actions Not Requiring Board Approval
  - c. FY18 2nd Quarter Audit Summary Report
8. Committee Reports
9. Approval of the 2018-2019 Board of Supervisors Meeting Schedule
10. Chairman's Report
11. Adjournment



## **LSU Board of Supervisors Committee Meetings**

**Friday, 3/16/2018**

**10:00 AM - 12:00 PM CT**

LSU University Administration Building

Board Room

3810 W. Lakeshore Drive

Baton Rouge, Louisiana 70808

### **PUBLIC COMMENT**

Public Comments may be made only (1) when they relate to a matter on the agenda and (2) when individuals desiring to make public comments have registered at least one hour prior to the meeting. For additional information see:

<http://www.lsu.edu/bos/public-comments.php>

#### **A. ACADEMIC AND STUDENT AFFAIRS, ACHIEVEMENT AND DISTINCTION COMMITTEE Mr. Glenn Armentor, Chair**

1. Request from LSU A&M to Establish the Innovation Award  
*ACADEMIC AFFAIRS REQUEST from LSU Innovation Award*  
*ACADEMIC AFFAIRS Attachment I Innovation Award*
2. Request from LSU A&M to Establish the Transformation Merit Scholarship Program  
*ACADEMIC AFFAIRS Request from LSU Transformation Merit Award*  
*ACADEMIC AFFAIRS Attachment I Transformation Merit Award*
3. Request from LSU A&M to Augment the Value of the Tiger Excellence Nonresident Award  
*ACADEMIC AFFAIRS Request from LSU Tiger Excellence Award*  
*ACADEMIC AFFAIRS Tiger Excellence Award*
4. CONSENT
  - i. Request from LSU Alexandria for Approval of a Letter of Intent for a BS in Kinesiology  
*ACADEMIC AFFAIRS CONSENT LSU-A LoI for a BS Kinesiology*
  - ii. Request from LSU A&M to Change the Name of the MS and PhD in Human Resource Education to the MS and PhD in Leadership and Human Resource Development in the School of Leadership and Human Resource Development  
*ACADEMIC AFFAIRS CONSENT LSU A&M MS and PhD name change*
  - iii. Request from LSU Health Sciences Center - Shreveport to Change the Names of the Clinical Laboratory Science Program and the BS in Medical Technology to the Medical Laboratory Science Program and the BS in Medical Laboratory Science  
*ACADEMIC AFFAIRS CONSENT LSUHSC-S BS and Program Name Change*
  - iv. Request from LSU Health Sciences Center - Shreveport to Establish 2 Endowed Superior Graduate Student Scholarships  
*ACADEMIC AFFAIRS CONSENT LSU HSC-S Graduate Student Scholarships*

- Sandra and Jerry Martin Endowed Scholarship for Medical Students
  - Charles G. Hargon Jr. Memorial Scholarship for Medical Students
- v. Request from LSU Health Sciences Center - Shreveport to Establish 2 Endowed Professorships  
*ACADEMIC AFFAIRS CONSENT LSU HSC-S Professorships*
- Alice Coleman Endowed Professorship in Pediatric Rheumatology
  - Tilakram and Bhagwanti Devi Distinguished Professorship in Cleft Lip and Palate Surgery and Training
- vi. Request from LSU A&M to Convert 2 Endowed Chairs into 4 Endowed Professorships  
*ACADEMIC AFFAIRS CONSENT LSU A&M Endowed Chair Conversions*
- Convert the Ourso Distinguished Chair of Accounting into the Ourso Eminent Scholar Professorship in Accounting and the Ourso Distinguished Professorship in Accounting
  - Convert the Ourso Distinguished Chair of Management into the Ourso Professorship of Management #1 and Ourso Professorship of Management #2
- vii. Request from LSU A&M to Award a Posthumous Degree  
*ACADEMIC AFFAIRS CONSENT Posthumous degree at LSU A&M*
- viii. Request from the Health Care Services Division to Name the LSU Health North Clinic and Urgent Care Facility in Baton Rouge the "Willie F. Hawkins Emergency Care Center"  
*ACADEMIC AFFAIRS CONSENT Willie F. Hawkins Emergency Care Center*

**B. FINANCE, INFRASTRUCTURE, AND CORE DEVELOPMENT COMMITTEE Mr. Blake Chatelain, Chair**

1. Supplier Diversity Program Draft Plan - Presentation
2. Request from LSU Health Sciences Center - Shreveport to Authorize Tuition Waivers in the School of Medicine to Enhance Growth and Diversity in Medical Education  
*FINANCE Resolution LSUHSC-S School of Medicine Tuition Waivers Proposal\_02.01.18v.2*  
*ATTACHMENT I LSUHSC-S In-State Tuition Waivers Proposal Memo\_02.01.18*  
*ATTACHMENT II LSUHSC-S School of Medicine Tuition Waiver\_Academic Achievement Policy\_02.01.18*  
*ATTACHMENT II LSUHSC-S School of Medicine Tuition Waiver\_Disadvantaged Background Policy\_02.01.18*  
*ATTACHMENT II LSUHSC-S School of Medicine Tuition Waiver\_Underrepresented Ethnic or Racial Group Policy\_02.01.18*  
*ATTACHMENT III Tuition Fee Schedule and Waiver Costs*  
*ATTACHMENT IV Administrative Directive 6.14 Updated 01.11.18*  
*ATTACHMENT V Administrative Directive 6.9*

**C. PROPERTY AND FACILITIES COMMITTEE Ms. Mary Werner, Chair**

1. Request from LSU A&M to Accept a Donation of Property at Laurel Hill in West Feliciana Parish, Louisiana  
*PROPERTY Resolution Laurel\_Hill v.2*  
*ATTACHMENT I - BoS\_Mar\_2018\_Laurel\_Hill\_Transmittal*  
*ATTACHMENT II - BoS\_March\_2018\_Laurel\_Hill\_Attachment\_II*
2. Request from LSU A&M to Authorize the President to Execute a Lease for Construction of Alex Box Batting Cage Renovations and Additions with Tiger Athletic Foundation

*PROPERTY Resolution\_TAF Alex Box Batting Cage Addition\_03-16-2018*

*ATTACHMENT I\_Alex Box Batting Cage Addition Lease for Construction*

3. Request from LSU A&M to Approve the Schematic Design of the LSU Alex Box Batting Cage Renovations and Additions

*PROPERTY Resolution Schematic Design Alex Box Batting Cage Renovations*

*ATTACHMENT I - 18030127473*

*ATTACHMENT II -01 Alex Box Batting Cage Renov SD-100*

4. Request from LSU A&M to Authorize the President to Determine an Acceptable University Purpose for Purchase by the LSU REFF of Property Near Campus Boundaries

*PROPERTY Resolution Campus\_Periphery*

*ATTACHMENT I - BoS\_Mar\_2018\_Campus\_Periphery\_Transmittal*

5. Request from LSU HSC–NO to Authorize the President to Determine an Acceptable University Purpose for Purchase by the LSU Health Foundation of Property Near Campus Boundaries

*PROPERTY Resolution LSU Health Foundation to Purchase Property*

*ATTACHMENT I - BoS\_Mar\_2018\_HSCNO\_Campus\_Periphery\_Transmittal*

6. Update on Charity Hospital Redevelopment Project

**D. ATHLETIC COMMITTEE Mr. James Moore, Chair**

1. Request from LSU Alexandria to Approve Proposed Employment Contract with Larry M. Cordaro, Head Coach Men's Basketball

*ATHLETICS Resolution HC Basketball\_Cordaro*

*ATTACHMENT I -SKMBT\_28318030110400*



**Request from LSU A&M to Establish the Innovation Award**

**To:** Members of the Board of Supervisors

**Date:** March 16, 2018

Pursuant to Article VII, Section 9 of the Bylaws of the Louisiana State University Board of Supervisors, this matter is a significant board matter.

A.1. Any matter having a significant or long term impact, directly or indirectly, on the finances or the academic, educational, research, and service missions of the University or any of its campuses.

**1. Summary of Matter**

LSU A&M is requesting approval to establish the Innovation Award. The proposed need based award funding will be included in the institution’s existing suite of awards designed to aid in the successful recruitment and retention of incoming freshmen. This need-based program will specifically target prospective students with an Expected Family Contribution (EFC) range of \$0-\$12,499 within all ACT/SAT bands. The targeted students would be freshman full time resident students, who are not eligible for Pelican Promise.

As the flagship campus, Louisiana State University and A&M College has a unique role, scope, and mission to attract a diverse student population of the highest caliber from the state, the nation, and the world. The institution’s enrollment management strategy seeks to attract and retain high quality students, ensure accessibility, and achieve a student population that maximizes the capacity of the campus. LSU is currently working with the enrollment management-consulting firm Ruffalo Noel Levitz (RNL) to determine adequate scholarship amounts to achieve the institution’s goal of maximizing enrollment. According to RNL, awarding financial aid requires sophisticated analysis that allows an institution to consider many scenarios to balance strategic enrollment goals, student need, and institutional finances in order to optimize yield and net revenue. An econometric model was used to develop a plan that will balance affordability and resources with maximized enrollment and net tuition revenue. The data demonstrates a loss of nearly 200 students in these EFC bands in fall 2017 compared to fall 2016. This is a significant loss of headcount that needs to be addressed intentionally.

The proposed Innovation Award will begin for the 2018-2019 academic year and includes a resident award detailed below based on a student’s ACT/SAT equivalent and EFC.

	33 + ACT	30-32	28-29	26-27	25 and below
EFC 0	3,000	2,500	2,000	1,500	3,000
EFC 1-12,499	2,500	2,000	1,500	1,000	2,500



The scholarship will be awarded to qualified incoming freshman full time resident students annually for a maximum of 4 years unless a student is enrolled in an approved 5-year program. In order to be qualify each year thereafter, a student must submit a FAFSA and demonstrate the required EFC.

## **2. Fiscal Impact**

The Innovation Award is a strategic investment of institutional funds to aid in yield beginning with the fall 2018 incoming freshman class. The scholarship program will be funded using institutional unrestricted operating funds generated from the increased enrollment and net tuition revenues. The estimated cost of the proposed scholarship program is \$2,674,500 for the 2018-2019 academic year with full implementation over 4 years costing \$10,698,000 per year starting in year 4 (see Attachment I). It should be noted that while these numbers are estimates, the annual budget for these funds is included in the institution's annual operating budget approval process, which includes approval by the Board of Supervisors.

## **3. Certification of Compliance with Article VII, Section 9, Paragraph C of the Bylaws of Louisiana State University Board of Supervisors**

The campus has provided appropriate certification, and this executive report includes all applicable information required by the Bylaws.

## **ATTACHMENTS**

- I. Potential Fiscal Impact of the Innovation Award

## **RESOLUTION**

**NOW, THEREFORE, BE IT RESOLVED** that the Board of Supervisors does hereby approve the request to establish the Innovation Award, which includes an award for qualified incoming Louisiana resident freshmen ranging from \$1,000 up to \$3,000 per student, per year based on Expected Family Contribution at LSU A&M.

**Attachment I**  
**Louisiana State University**  
**Innovation Award Projection**  
**Projected Resident Freshman meeting the Innovation Award Criteria**

	<u>FY 17-18 Resident</u>
<u>Tuition &amp; Fees (15 hours):</u>	<u>Fee Total</u>
Fall	\$5,688
Spring	\$5,686
Total	<u>\$11,374</u>

<u>ACT Score</u>	<u>Headcount</u>	<u>Award Amount</u>	<u>Annual Amount</u>	<u>4 Year Total</u>	<u>Required Additional Students Per Year</u>
<b>Projected Innovation Award with zero EFC</b>					
33+ ACT with 3.0 GPA	3	\$3,000	\$9,000	\$36,000	2
30-32 ACT with 3.0 GPA	12	\$2,500	\$30,000	\$120,000	6
28-29 ACT with 3.0 GPA	14	\$2,000	\$28,000	\$112,000	5
26-27 ACT with 3.0 GPA	19	\$1,500	\$28,500	\$114,000	4
All other students	75	\$3,000	\$225,000	\$900,000	46
<b>Projected Innovation Award with EFC 1-12,499</b>					
33+ ACT with 3.0 GPA	39	\$2,500	\$97,500	\$390,000	18
30-32 ACT with 3.0 GPA	130	\$2,000	\$260,000	\$1,040,000	44
28-29 ACT with 3.0 GPA	121	\$1,500	\$181,500	\$726,000	28
26-27 ACT with 3.0 GPA	155	\$1,000	\$155,000	\$620,000	22
All other students	664	\$2,500	\$1,660,000	\$6,640,000	308
TOTAL			\$2,674,500	\$10,698,000	
<b>ENROLLMENT NEEDED TO FUND SCHOLARSHIP INCREASE</b>					<b>483</b>

Notes:

- 1) New freshmen are defined as full-time new freshmen enrolled in the fall semester or prior summer term. Included are projected and resident freshmen who meet the criteria of each award.
- 2) The calculation of the required additional students uses the university's net tuition and fees received from a resident student less the increased award amount for the scholarship programs.



## **Request from LSU A&M to Establish the Transformation Merit Scholarship Program**

**To:** Members of the Board of Supervisors

**Date:** March 16, 2018

Pursuant to Article VII, Section 9 of the Bylaws of the Louisiana State University Board of Supervisors, this matter is a significant board matter.

A.1. Any matter having a significant or long term impact, directly or indirectly, on the finances or the academic, educational, research, and service missions of the University or any of its campuses.

### **1. Summary of Matter**

LSU A&M is requesting approval to establish the Transformation Merit Scholarship Program. The proposed Louisiana resident and non-resident scholarships will be included in the institution's existing suite of awards designed to aid in the successful recruitment and retention of incoming freshmen. This merit-based program will specifically target prospective students with a 26 or 27 ACT/SAT equivalent and minimum 3.0 high school GPA.

As the flagship campus, Louisiana State University and A&M College has a unique role, scope, and mission to attract a diverse student population of the highest caliber from the state, the nation, and the world. The institution's enrollment management strategy aims to attract and retain high quality students, ensure accessibility, and achieve a student population that maximizes the capacity of the campus. LSU is currently working with the enrollment management-consulting firm Ruffalo Noel Levitz (RNL) to determine adequate scholarship amounts to achieve the institution's goal of maximizing enrollment. According to RNL, awarding financial aid requires sophisticated analysis that allows an institution to consider many scenarios to balance strategic enrollment goals, student need, and institutional finances in order to optimize yield and net revenue. An econometric model was used to develop a plan that will balance affordability and resources with maximized enrollment and net tuition revenue. This analysis revealed that a significant opportunity exists in the recruitment of resident and non-resident students with a 26 or 27 ACT/SAT equivalent. There is currently no institutional scholarship program for resident students in this group, and the existing programs for non-resident students are currently set at amounts found to be significantly below competitive offers. The successful recruitment and retention of these prospective students is critical to achieving university enrollment goals.

The proposed Transformation Merit Scholarship Program will begin for the 2018-2019 academic year and includes a resident and a non-resident award. The 2018-19 resident program is a scholarship of \$500 awarded to qualified incoming freshman full time resident students each year over a four-year period. The 2018-19 non-resident program is a scholarship of up to \$13,335, depending on the value of a student's other scholarships awarded to qualified incoming freshman full time non-resident students each year over a four-year period. In order to be

eligible, incoming freshman must have a 26 or 27 ACT/SAT equivalent and minimum 3.0 high school GPA.

## **2. Fiscal Impact**

The Transformation Merit Scholarship program is a strategic investment of institutional funds to aid in yield beginning with the fall 2018 incoming freshman class. The scholarship program will be funded using institutional unrestricted operating funds generated from the increased enrollment and net tuition revenues. The estimated cost of the proposed scholarship program is \$2,188,500 for the 2018-2019 academic year with full implementation over 4 years costing \$8,754,000 per year starting in year 4 (see Attachment I). It should be noted that while these numbers are estimates, the annual budget for these funds is included in the institution's annual operating budget approval process, which includes approval by the Board of Supervisors.

## **3. Certification of Compliance with Article VII, Section 9, Paragraph C of the Bylaws of Louisiana State University Board of Supervisors**

The campus has provided appropriate certification, and this executive report includes all applicable information required by the Bylaws.

## **ATTACHMENTS**

- I. Potential Fiscal Impact of the Transformation Merit scholarship program

## **RESOLUTION**

**NOW, THEREFORE, BE IT RESOLVED** that the Board of Supervisors does hereby approve the request to establish the Transformation Merit Scholarship Program, which includes an award for qualified incoming Louisiana resident freshmen of \$500 per student per year for four years and an award for qualified incoming non-resident freshmen of up to \$13,335 per student per year, up from \$3,335, for four years at LSU A&M.

**Attachment I**

**Louisiana State University**

**Transformation Merit Scholarship Program Projection**

**Projected Resident and Nonresident Freshmen meeting Transformation Merit Scholarship Criteria**

Tuition & Fees (15 hours):	FY 17-18 Resident		FY 17-18 Nonresident	
	Total	Award	Total	Award
Fall	\$5,688	\$250	\$14,030	\$6,668
Spring	\$5,686	\$250	\$14,021	\$6,667
<b>Total</b>	<b>\$11,374</b>	<b>\$500</b>	<b>\$28,051</b>	<b>\$13,335</b>

ACT Score	Headcount	Annual Amount	4 Year Total	Required Additional Students Per Year
<b>Projected Resident</b>				
26-27 ACT with 3.0 GPA	637	\$318,500	\$1,274,000	43
<b>Projected Nonresident</b>				
26-27 ACT with 3.0 GPA	187	\$1,870,000	\$7,480,000	166
<b>TOTAL</b>		<b>\$2,188,500</b>	<b>\$8,754,000</b>	
Enrollment needed to fund award				<b>209</b>

**Notes:**

- 1) New freshmen are defined as full-time new freshmen enrolled in the fall semester or prior summer term. Included are projected new freshmen who meet the criteria of 26 or 27 ACT/SAT and 3.0 GPA.
- 2) The calculation of the required additional students uses the university's net tuition and fees received from a resident or nonresident student less the Transformation award for resident and award increase for nonresident.
- 3) The resident annual amount was projected using the award for resident students.
- 4) The nonresident annual amount was projected using the award increase for nonresident students of \$10,000.



## **Request from LSU A&M to Augment the Value Of the Tiger Excellence Nonresident Award**

**To:** Members of the Board of Supervisors

**Date:** March 16, 2018

Pursuant to Article VII, Section 8 of the Bylaws of the Louisiana State University Board of Supervisors, this matter is a significant board matter.

D.1. Any matter having a significant fiscal (primary or secondary) or long-term educational or policy impact on the University or any of its campuses or divisions.

### **1. Summary of Matter**

LSU A&M is requesting approval to increase the value of the Tiger Excellence Nonresident award by up to \$15,335 annually depending on the value of the student's other scholarship awards, effective Fall 2018. The current Tiger Excellence Nonresident award is an award given to entering freshman nonresident students with a 28-29 ACT/SAT equivalent. LSU is currently working with the enrollment management-consulting firm Ruffalo Noel Levitz (RNL) to determine adequate scholarship amounts to achieve the institution's goal of maximizing enrollment. An econometric model was used to determine if current scholarship values were adequate to achieve the university's enrollment goals. This analysis revealed that the existing program for non-resident students are currently set at amounts found to be significantly below competitive offers. The successful recruitment and retention of these prospective students is critical to achieving university enrollment goals.

The proposed Tiger Excellence Nonresident award will begin for the 2018-2019 academic year and is a scholarship of \$15,335 awarded to qualified incoming freshman full time resident students each year over a four-year period. Currently students in this ACT/SAT band receive \$10,935 annually in merit based funds. In order to be eligible, incoming freshman must have a 28 or 29 ACT/SAT equivalent and minimum 3.0 high school GPA.

### **2. Fiscal Impact**

The increase to the Tiger Excellence Nonresident award will be funded using institutional unrestricted operating funds generated from the increased enrollment and net tuition revenues. Based on the econometric models projected Fall 2018 enrollment and the requirements of the proposed scholarship programs, the projected fiscal impact of the increased Tiger Excellence Nonresident scholarship program would be approximately \$536,800 for next fiscal year with full implementation over 4 years being \$2,147,200. It should be noted that while these numbers are estimates, the annual budget for these funds is included in the institution's annual operating budget approval process, which includes approval by the Board of Supervisors.

**3. Certification of Compliance with Article VII, Section 8, Paragraph E of the Bylaws of Louisiana State University Board of Supervisors**

The campus has provided appropriate certification, and this executive report includes all applicable information required by the Bylaws.

**ATTACHMENT**

- I. Potential Fiscal Impact of the increased amounts for the Tiger Excellence Nonresident Award scholarship program.

**RESOLUTION**

**NOW, THEREFORE, BE IT RESOLVED** that the Board of Supervisors does hereby approve the request to increase the value of the Tiger Excellence Nonresident award from \$10,935 up to a maximum of \$15,335 annually.

**Projected Nonresident Freshman meeting the Tiger Excellence Nonresident Scholarship Criteria**

Tuition & Fees (15 hours):	FY 17-18 Nonresident	
	Total	Award
Fall	\$14,030	\$7,668
Spring	\$14,021	\$7,667
Total	\$28,051	\$15,335

ACT Score	Headcount	Annual Amount	4 Year Total	Required Additional Students Per Year
<b>Projected Tiger Excellence Nonresident Award</b>				
28-29 ACT with 3.0 GPA	122	\$536,800	\$2,147,200	32
<b>Enrollment needed to fund program</b>				<b>32</b>

Notes:

- 1) New freshmen are defined as full-time new freshmen enrolled in the fall semester or prior summer term. Included are projected and nonresident freshmen who meet the criteria of each award.
- 2) The calculation of the required additional students uses the university's net tuition and fees received from a nonresident student less the increased award amount for the scholarship programs.
- 3) The annual amount was projected using the award increase which amounts to \$4,400.





**Request from LSU Alexandria for Approval of a Letter of Intent to  
Develop a Bachelor of Science in Kinesiology**

**To: Members of the Board of Supervisors**

**Date: March 16, 2018**

Pursuant to Article VII, Section 9 of the Bylaws of the Louisiana State University Board of Supervisors, this matter is a significant board matter.

A.1. Any matter having a significant or long term impact, directly or indirectly, on the finances or the academic, educational, research, and service missions of the University or any of its campuses.

**1. Summary of Matter**

Description and Need

LSU Alexandria is seeking approval of a letter of intent to develop a Bachelor of Science in Kinesiology. For several years, the university has offered a Bachelor of General studies with a 27-hour concentration in kinesiology. There is substantial enrollment in the concentration, and the addition of a fully-fledged bachelor's degree would offer two principle advantages to interested students:

- 1) Students would acquire a more complete and more structured foundation in the discipline of kinesiology, a foundation that would include required courses in personal and community health, diet and nutrition, physical conditioning, and physical education;
- 2) Students would have the opportunity to pursue a concentration in one of three more specialized areas: health and physical education; sports management and administration; and health and fitness studies.

The more complete and diverse curriculum of the proposed degree would better accommodate the educational goals of students interested in kinesiology and place them in a better position to compete for employment opportunities in their specific area of interest after graduation. The curriculum for the BS in Kinesiology would include 41 hours of general education courses, 24 hours of required kinesiology foundation courses, 13-22 hours of electives, and 33-42 hours of requirements in the student's chosen concentration.

The growing problems of obesity, type II diabetes, and other chronic diseases means that more and more people are interested in achieving healthier lifestyles and are seeking professional help in doing so. The latest U.S. Department of Labor statistics indicate that employment opportunities for personal trainers, group fitness instructors and health coaches are expected to increase 13% through 2022. Students enrolled in kinesiology programs are in a prime position to take advantage of such opportunities either directly after graduation or after earning post-graduate professional certifications in health-related fields or in K-12 physical education.

The ability of LSU-A students to earn a kinesiology degree in their region and subsequently to secure employment in that region will surely have a positive impact on the both the health and economic outcomes of Central Louisiana. In a letter of support for the proposed kinesiology degree at LSUA, Dr. David Holcombe, the Regional Administrator for the Louisiana Office of Public Health (Region VI), has noted the following: “There is a direct correlation between incomes, education level, social status and health outcomes. Consequently, anything that can be done to increase the supply of educated adults must have a positive effect on health outcomes.”

### Students

Currently, 109 students are enrolled in the existing kinesiology concentration. This enrollment far exceeds that of any of the other ten concentrations that can be chosen by students pursuing the Bachelor of General Studies (BGS). In Fall 2017, 10 of the 21 BGS graduates had a concentration in kinesiology. Both current and prospective students have repeatedly requested that LSU-A add a BS in Kinesiology to its array of degree programs.

The fact that the existing kinesiology curriculum, even with its structural limitations, already has both substantial enrollment and healthy graduation rates suggest that a more comprehensive degree program that offers students the opportunity to specialized in one of three areas would attract significant numbers of new and continuing students. The following figures represent the projected number of majors in, and graduates from, the proposed Bachelor of Science in Kinesiology:

- Year 1: 55 majors, 15 graduates
- Year 2: 65 majors, 20 graduates
- Year 3: 80 majors, 30 graduates
- Year 4: 100 majors, 45 graduates
- Year 5: 125 majors, 60 graduates

## **2. Review of Business Plan**

LSU-A will be able to offer the BS in Kinesiology at minimal additional cost as it will not have to hire additional full-time faculty during the first year of the program’s life; courses in the major will be taught by existing full-time and part-time faculty. It is anticipated that the university will hire a tenure-track kinesiology professor at approximately \$90K to teach additional courses beginning in year two.

## **3. Review of Documents Related to Referenced Matter**

A complete Board of Regents Letter of Intent to Develop a New Academic Program form and budget are on file with the LSU Office of Academic Affairs.

## **4. Certification of Compliance with Article VII, Section 9, Paragraph C of the Bylaws of Louisiana State University Board of Supervisors**

Appropriate certification has been provided by the campus, and this executive report includes all applicable information required by the Bylaws.

## **RESOLUTION**

**NOW, THEREFORE, BE IT RESOLVED** that the Board of Supervisors does hereby approve the Letter of Intent to develop a proposal for a Bachelor of Science in Kinesiology at LSU Alexandria, subject to approval by the Louisiana Board of Regents.



**Request from LSU A&M to Change the Names of the  
MS and PhD in Human Resource Education to the  
MS and PhD in Leadership and Human Resource Development**

**To: Members of the Board of Supervisors**

**Date: March 16, 2018**

Pursuant to Article VII, Section 9 of the Bylaws of the Louisiana State University Board of Supervisors, this matter is a significant board matter.

A.1. Any matter having a significant fiscal (primary or secondary) or long-term educational or policy impact on the University or any of its campuses or divisions.

**1. Summary of Matter**

LSU A&M's recently renamed School of Leadership and Human Resource Development (formerly the School of Human Resource Education & Workforce Development) is requesting approval to change the name of the MS and PhD in Human Resource Education (CIP: 13.1201) to the MS and PhD in Leadership and Human Resource Development (CIP: 52.1005). The renaming of the school was approved by the Board of Regents at its August 23, 2017 meeting, and the BS program name change was approved by the Regents at the January 8, 2018 meeting. Changing the names of the two graduate programs offered in the school along with the CIP code will be the final step in the school's transition to the new nomenclature.

The name changes and adjusted CIP codes were initiated within the school to reflect the conscious evolution of the school, its expertise, and an understanding of where it can have the biggest impact on student learning and the leadership and human resource development needs in Louisiana and elsewhere. The term "Human Resource Education" does not have a standard definition and has little meaning with the faculty and students the school wishes to attract, nor with the future employers of the school's graduates. The changes to the name of the school along with its degree programs have corresponded with substantial modifications in program curricula and courses offered, revisions in the mission and vision of the school, and faculty hiring priorities that fall in line with the emerging focus on leadership within the human resource development community.

**2. Review of Documents Related to Referenced Matter**

A memo requesting the proposed changes is on file with the Office of Academic Affairs.

### **3. Certification of Compliance with Article VII, Section 8, Paragraph E of the Bylaws of Louisiana State University Board of Supervisors**

Appropriate certification has been provided by the campus, and this executive report includes all applicable information required by the Bylaws.

#### **RESOLUTION**

**NOW, THEREFORE, BE IT RESOLVED** that the LSU Board of Supervisors does hereby approve the request from LSU A&M to change the name of the MS and PhD in Human Resource Education to the MS and PhD in Leadership and Human Resource Development in the School of Leadership and Human Resource Development, along with the corresponding CIP code change of the MS and PhD programs from 13.1201 to 52.1005, subject to approval by the Louisiana Board of Regents.



**Request from LSU Health Sciences Center—Shreveport to Change the Names of the Clinical Laboratory Science Program and the BS in Medical Technology to the Medical Laboratory Science Program and the BS in Medical Laboratory Science**

**To: Members of the Board of Supervisors**

**Date: March 16, 2018**

Pursuant to Article VII, Section 9 of the Bylaws of the Louisiana State University Board of Supervisors, this matter is a significant board matter.

A.1. Any matter having a significant or long term impact, directly or indirectly, on the finances or the academic, educational, research, and service missions of the University or any of its campuses.

**1. Summary of Matter**

LSU Health Sciences Center – Shreveport (LSU HSC-S) is requesting approval to change the name of the Clinical Laboratory Science Program to the Medical Laboratory Science Program, and the name of the BS in Medical Technology to the BS in Medical Laboratory Science.

The clinical laboratory community has changed the professional nomenclature from Medical Technologist (MT) to Medical Laboratory Scientist (MLS) in order to better describe the realm of the profession and to distinguish persons with a 4-year degree from those with only a 2-year degree (Medical Laboratory Technicians). Graduates from the current BS in Medical Technology are eligible to sit for the American Society for Clinical Pathology Board Certification exam. Upon passing the exam, graduates are certified as Medical Laboratory Scientists. The change in name for the BS program will bring it in line with the industry standard terminology.

The School of Allied Health Professions at LSU HSC-S uses the term “program” to describe degree granting units, and therefore is also requesting approval to rename the program as the Medical Laboratory Science Program to correspond with the renamed bachelor’s degree.

**3. Review of Documents Related to Referenced Matter**

A memo of request from the Dean of the School of Allied Health Professions and a memo of approval from the Vice Chancellor for Academic Affairs at LSU HSC-S are on file with the LSU Office of Academic Affairs.

#### **4. Certification of Compliance with Article VII, Section 9, Paragraph C of the Bylaws of Louisiana State University Board of Supervisors**

Appropriate certification has been provided by the campus, and this executive report includes all applicable information required by the Bylaws.

#### **RESOLUTION**

**NOW, THEREFORE, BE IT RESOLVED** that the LSU Board of Supervisors does hereby approve the request from LSU Health Sciences Center – Shreveport to change the names of the Clinical Laboratory Science Program and the BS in Medical Technology to the Medical Laboratory Science Program and the BS in Medical Laboratory Science, subject to approval by the Louisiana Board of Regents.



**Request from LSU Health Sciences Center – Shreveport to Establish  
2 Endowed Superior Graduate Student Scholarships**

**To: Members of the Board of Supervisors**

**Date: March 16, 2018**

Pursuant to Article VII, Section 9 of the Bylaws of the Louisiana State University Board of Supervisors, this matter is a significant board matter.

A.1. Any matter having a significant fiscal (primary or secondary) or long-term educational or policy impact on the University or any of its campuses or divisions.

**1. Summary of Matter**

The Board of Regents Support Fund (BoRSF) for Endowed Superior Graduate Scholarships Subprogram provides competitive matching dollars to campuses to create endowed scholarships that provide academic and mission enhancement of the respective campus, as well as contribute to the economic development of Louisiana. Non-state contributions combined with a BoRSF match produce permanent endowments.

Recruiting outstanding medical students and providing them with world-class basic sciences and clinical education is a priority for LSU Health Sciences Center – Shreveport. Keeping graduates in Louisiana to practice is another, albeit just as important, priority for the Health Sciences Center. The proposed scholarships will help defray the cost of tuition for medical students, and will provide them with the opportunity and encouragement to practice medicine in Louisiana.

- 1) Contributions have been made to establish the **Charles G. Hargon Jr. Memorial Scholarship for Medical Students** at the LSU Health Sciences Center in Shreveport, subject to available matching funds from the Board of Regents. The fund was established in honor of Dr. Hargon, a School of Medicine graduate and renowned oncologist. The scholarship fund will support medical students who displays outstanding moral character and dedication to serving the community.
- 2) A contribution has been made to establish the **Sandra and Jerry Martin Endowed Scholarship for Medical Students** at the LSU Health Sciences Center in Shreveport, subject to available matching funds from the Board of Regents. The fund was established by School of Medicine alumna Dr. Cindy Martin in honor of her parents who are educators in Ashland, Louisiana. The scholarship fund will support medical students for rural communities in northern Louisiana.

**2. Review of Documents Related to Referenced Matter**

Memos from the LSU Health Sciences Center Chancellor’s Office requesting the establishment of the Charles G. Hargon Jr. Memorial Scholarship for Medical Students, and the Sandra and



Jerry Martin Endowed Scholarship for Medical Students are on file with the LSU Office of Academic Affairs

**3. Certification of Compliance with Article VII, Section 9, Paragraph C of the Bylaws of Louisiana State University Board of Supervisors**

Appropriate certification has been provided by the campus, and this executive report includes all applicable information required by the Bylaws.

**RESOLUTION**

**NOW, THEREFORE, BE IT RESOLVED** that the LSU Board of Supervisors does hereby approve the request from LSU Health Sciences Center in Shreveport to establish the following 2 Endowed Superior Graduate Student Scholarships, subject to approval by the Louisiana Board of Regents:

- 1) Charles G. Hargon Jr. Memorial Scholarship for Medical Students
- 2) Sandra and Jerry Martin Endowed Scholarship for Medical Students; and

**BE IT FURTHER RESOLVED** that the Chairman of the Board of Supervisors and/or the President, as may be appropriate, are hereby authorized and directed to execute any documents required to obtain the matching gift and otherwise complete the establishment of the Charles G. Hargon Jr. Memorial Scholarship for Medical Students, and the Sandra and Jerry Martin Endowed Scholarship for Medical Students.



**Request from LSU Health Sciences Center – Shreveport to  
Establish 2 Endowed Professorships**

**To: Members of the Board of Supervisors**

**Date: March 16, 2018**

Pursuant to Article VII, Section 9 of the Bylaws of the Louisiana State University Board of Supervisors, this matter is a significant board matter.

A.1. Any matter having a significant or long term impact, directly or indirectly, on the finances or the academic, educational, research, and service missions of the University or any of its campuses.

**1. Summary of Matter**

The Board of Regents Support Fund (BoRSF) for Endowed Professorships Program provides matching dollars to campuses to create endowed professorships that provide academic and mission enhancement of the respective campus, as well as contribute to the economic development of Louisiana. Non-State contributions combined with a BoRSF match produce permanent endowments. LSU Health Sciences Center – Shreveport has received contributions to establish the following endowed professorships:

- 1) Alice Coleman Endowed Professorship in Pediatric Rheumatology: Alice Coleman was diagnosed in the mid-1960s with rheumatoid arthritis, a disease which, at the time, had few treatment options. After Mrs. Coleman’s passing, funds were contributed in her memory to establish this endowed professorship, which will support pediatric rheumatology education, research, and patient care within the Center of Excellence for Arthritis and Rheumatology in the School of Medicine.
- 2) Tilakram and Bhagwanti Devi Distinguished Professorship in Cleft Lip and Palate Surgery and Training: Several members of the Gupta family have graduated from the School of Medicine, and in appreciation for their educational experience and in memory of Sham Gupta’s parents, this gift was given. This endowed professorship will support the training of Oral and Maxillofacial faculty, residents and fellows through international surgical experiences in the Department of Oral and Maxillofacial Surgery in the School of Medicine.

**2. Review of Documents Related to Referenced Matter**

Memos from the LSU HSC-S Chancellor’s office requesting approval of these professorships are on file with the LSU Office of Academic Affairs.

### **3. Certification of Compliance with Article VII, Section 9, Paragraph C of the Bylaws of Louisiana State University Board of Supervisors**

Appropriate certification has been provided by the campus, and this executive report includes all applicable information required by the Bylaws.

#### **RESOLUTION**

**NOW, THEREFORE, BE IT RESOLVED** that the LSU Board of Supervisors does hereby approve the request from LSU Health Sciences Center – Shreveport to establish the following 2 endowed professorships, subject to approval by the Louisiana Board of Regents:

- 1) Alice Coleman Endowed Professorship in Pediatric Rheumatology
- 2) Tilakram and Bhagwanti Devi Distinguished Professorship in Cleft Lip and Palate Surgery and Training; and

**BE IT FURTHER RESOLVED** that the Chairman of the Board of Supervisors and/or the President, as may be appropriate, are hereby authorized and directed to execute any documents required to obtain the matching gift and otherwise complete the establishment of the Alice Coleman Endowed Professorship in Pediatric Rheumatology, and the Tilakram and Bhagwanti Devi Distinguished Professorship in Cleft Lip and Palate Surgery and Training.



**Request from LSU A&M to  
Convert 2 Endowed Chairs into 4 Endowed Professorships**

**To: Members of the Board of Supervisors**

**Date: March 16, 2018**

Pursuant to Article VII, Section 9 of the Bylaws of the Louisiana State University Board of Supervisors, this matter is a significant board matter.

A.1. Any matter having a significant or long term impact, directly or indirectly, on the finances or the academic, educational, research, and service missions of the University or any of its campuses.

**1. Summary of Matter**

In August 2011, the Board of Regents approved policy revisions for the Board of Regents Support Fund (BoRSF) allowing the division of endowed chair funds to establish endowed professorships. The conversion policy was designed to maximize the usability of donor and BoRSF funds to meet the needs of the campus. LSU A&M is requesting approval to convert 2 \$1M endowed chairs from the E. J. Ourso College of Business into 4 new endowed professorships. The E. J. Ourso College of Business is requesting the following conversions:

- 1) Convert the Ourso Distinguished Chair of Accounting into the Ourso Eminent Scholar Professorship in Accounting and the Ourso Distinguished Professorship in Accounting
- 2) Convert the Ourso Distinguished Chair of Management into the Ourso Professorship of Management #1 and Ourso Professorship of Management #2

Currently, both chairs are unfilled. After consultation with the E.J. Ourso College of Business, the Donors' representative (Ourso Family Investment Company, L.L.C.), and the LSU Foundation, all parties have agreed to modify the Endowment Application Plan, retaining the matching funds as permitted by Board of Regents policy.

**2. Review of Documents Related to Referenced Matter**

A memo of request and donor consent are on file with the LSU Office of Academic Affairs.

**3. Certification of Compliance with Article VII, Section 9, Paragraph C of the Bylaws of Louisiana State University Board of Supervisors**

Appropriate certification has been provided by the campus, and this executive report includes all applicable information required by the Bylaws.

## **RESOLUTION**

**NOW, THEREFORE, BE IT RESOLVED** that the Board of Supervisors does hereby approve the request from LSU A&M to convert the following 2 endowed chairs into 4 endowed professorships, subject to approval by the Louisiana Board of Regents:

- 1) Convert the Ourso Distinguished Chair of Accounting into the Ourso Eminent Scholar Professorship in Accounting and the Ourso Distinguished Professorship in Accounting
- 2) Convert the Ourso Distinguished Chair of Management into the Ourso Professorship of Management #1 and Ourso Professorship of Management #2



**Request from LSU A&M to Award a Posthumous Degree to  
Ms. Micah Alexis Johnson**

**To: Members of the Board of Supervisors**

**Date: March 16, 2018**

Pursuant to Article VII, Section 9 of the Bylaws of the Louisiana State University Board of Supervisors, this matter is a significant board matter.

A.1. Any matter having a significant fiscal (primary or secondary) or long-term educational or policy impact on the University or any of its campuses or divisions.

**1. Summary of Matter**

Ms. Micah Alexis Johnson began her college studies at LSU A&M in the fall of 2014 to pursue a degree in Early Childhood Education: PK-3 Teacher Certification. During her final semester at LSU, Ms. Johnson was enrolled in required coursework for her major. She was on track to complete her degree during the spring 2019 semester.

During her academic career, Ms. Johnson received a Praxis waiver due to her high ACT score, took several Communication-Intensive courses, maintained a high GPA in her education coursework (3.78 GPA), and was a member of the Student Association for the Education of Young Children (AEYC) – a student organization on campus. She was also involved in undergraduate research and had completed a project entitled, “*Using multisensory intervention to increase number and quantity in a pre-kindergarten-aged child,*” which was presented at the Early Childhood Showcase during the fall of 2017.

Ms. Johnson’s life ended in January 2018. The School of Education at LSU considered Micah to be one of the School’s most promising students on track to becoming an outstanding early childhood professional.

The faculty of the School of Education, the Dean of the School, and the administration of Louisiana State University request that Ms. Micah Alexis Johnson be awarded the Bachelor of Science in Early Childhood Education: PK-3 Teacher Certification posthumously, having no doubt that she would have completed all program requirements in good standing. By awarding this degree, the University acknowledges Ms. Johnson’s academic achievements and provides her family with a symbol of appreciation of her talents and the life she shared with us.

**RESOLUTION**

**NOW, THEREFORE, BE IT RESOLVED** that the LSU Board of Supervisors does hereby authorize LSU A&M to award the Bachelor of Science in Early Childhood Education: PK-3 Teacher Certification to Ms. Micah Alexis Johnson, posthumously.



**Request from the Health Care Services Division to Name the LSU Health North Clinic and Urgent Care Facility in Baton Rouge the “Willie F. Hawkins Emergency Care Center”**

**To: Members of the Board of Supervisors**

**Date: March 16, 2018**

Pursuant to Article VII, Section 9 of the Bylaws of the Louisiana State University Board of Supervisors, this matter is a significant board matter.

A.1. Any matter having a significant fiscal (primary or secondary) or long-term educational or policy impact on the University or any of its campuses or divisions.

**1. Summary of Matter**

The Louisiana State University Agricultural and Mechanical College (LSU) Health Sciences Center New Orleans, Health Care Services Division would like to request the naming of the LSU Health North Clinic and Urgent Care facility in Baton Rouge for Mr. Willie F. Hawkins. Willie F. Hawkins passed away on September 17, 2016 at the age of 71. He was a 1965 Graduate of Southern University in Baton Rouge.

In 1967-1969 Willie Hawkins was a US Army Advisor with the Military Assistance Command in Vietnam

Willie was also a Vista Volunteer with the Columbia University School of Social Work, a position in which he took much pride.

From 1974-1976 Willie served as a Ford Foundation Fellow, combining study and experience in an area of special concern at various locations in the United States. Willie was among 20 individuals chosen from amongst thousands who applied from all over the US to receive this honor and position. In this role, Willie served communities in Des Moines Iowa, Geneva Illinois, San Diego California, Atlanta Georgia and Washington D.C.

Willie Hawkins was a compassionate and tireless man of and for the people; he was a dedicated professional for over forty-two years of distinguished service beginning in 1971 in Louisiana and Baton Rouge in the areas of higher education, health care and social services.

Willie was a lifelong resident of Louisiana and began his public career as Executive Director of the Eden Park Community Center in Baton Rouge.

His health care career spanned many years as the Administrator of East Baton Rouge Parish Health Care Services, Confidential Assistant to the CEO of the Louisiana Health Care Authority which at that time oversaw the public hospital system across Louisiana, was an Assistant Administrator at the now closed Earl K. Long Medical Center in Baton Rouge, then served as Acting Administrator at Earl K. Long, Assistant Vice Chancellor, LSU Health Sciences Center, New Orleans, Health Care Services Division, CEO of the Medical Center of Louisiana in New Orleans. Willie ended his professional career as the Director of Institutional Relations at the LSU System’s Office, retiring in July of 2013.

Willie provided professional administrative leadership in public health care for many years and he personally took on the task of ensuring that thousands of patients were able to obtain medical appointments and emergency treatment regardless of their ability to pay.

Willie was known to all who served as city, parish, or state officials, all city-parish department heads, and community leaders and he continued on a firsthand basis with those who served the citizens of Louisiana, such was his dedication to his state and to his people.

With the closure of Earl K. Long in Baton Rouge, LA, Willie worked with Mr. Herbert Brown, a successful real estate entrepreneur, and was extremely instrumental in securing from the Brown family a generous donation, which allowed Louisiana State University to purchase the property upon which the North Baton Rouge clinic and urgent care center campus now stands in North Baton Rouge.

Willie's legacy will live on for many years; in Louisiana as a dedicated and professional public servant and for his selfless contribution to the health care of Louisiana residents.

The citizens of Baton Rouge and Louisiana would like to honor and remember Willie F. Hawkins by naming the LSU Health North Clinic and Urgent Care Facility in Baton Rouge as the "Willie F. Hawkins Emergency Care Center".

## **ATTACHMENTS**

- I. Memo from Dr. Larry Hollier, Chancellor, LSU Health Science Center, New Orleans

## **RESOLUTION**

**NOW, THEREFORE, BE IT RESOLVED** that the Board of Supervisors of Louisiana State University and Agricultural and Mechanical College does hereby approve the naming of the LSU Health North Clinic and Urgent Care facility in Baton Rouge the "Willie F. Hawkins Emergency Care Center".





OFFICE OF THE CHANCELLOR

SCHOOL OF ALLIED HEALTH PROFESSIONS  
 SCHOOL OF DENTISTRY  
 SCHOOL OF GRADUATE STUDIES  
 SCHOOL OF NURSING  
 SCHOOL OF MEDICINE IN NEW ORLEANS  
 SCHOOL OF PUBLIC HEALTH

TO: Dr. F. King Alexander  
 President

FROM: Larry H. Hollier, MD *L. H. Hollier, M.D.*  
 Chancellor, LSU Health Sciences Center – New Orleans

DATE: March 9, 2018

RE: ***Request to name the LSU Health North Clinic and Urgent Care facility in Baton Rouge the “Willie F. Hawkins Emergency Care Center”***

Willie F. Hawkins passed away on September 17, 2016, at the age of 71. He was a 1965 graduate of the Southern University in Baton Rouge.

From 1967 to 1969, Willie Hawkins was a US Army Advisor with the Military Assistance Command in Vietnam.

Willie was also a Vista Volunteer with the Columbia University School of Social Work, a position in which he took much pride.

From 1974 to 1976, Willie served as a Ford Foundation Fellow, combining study and experience in an area of special concern at various locations in the United States. Willie was among 20 individuals chosen from thousands who applied from all over the US to receive this honor and position. In this role, Willie served communities in Des Moines, Iowa; Geneva, Illinois; San Diego, California; Atlanta, Georgia; and Washington, D.C.

Willie Hawkins was a compassionate and tireless man of and for the people; he was a dedicated professional for over forty-two years of distinguished service beginning in 1971 in Louisiana and Baton Rouge in the areas of higher education, health care and social services.

Willie was a lifelong resident of Louisiana and began his public career as Executive Director of the Eden Park Community Center in Baton Rouge.

His health-care career spanned many years as the Administrator of East Baton Rouge Parish Health Care Services; Confidential Assistant to the CEO of the Louisiana Health Care Authority, which at that time oversaw the public hospital system across Louisiana; Assistant Administrator at the now closed Earl K. Long Medical Center in Baton Rouge; Acting Administrator at Earl K. Long; Assistant Vice Chancellor, LSU Health Sciences Center – New Orleans, Health Care Services Division; and CEO of the Medical Center of Louisiana in New

LOUISIANA STATE UNIVERSITY HEALTH SCIENCES CENTER • 433 BOLIVAR STREET • SUITE 815 • NEW ORLEANS, LOUISIANA 70112-2223

PHONE (504) 568-4800 • FAX (504) 568-5177 • WWW.LSUHSC.EDU

Orleans. Willie ended his professional career as the Director of Institutional Relations at the LSU System Office, retiring in July 2013.

Willie provided professional administrative leadership in public health care for many years and he personally took on the task of ensuring that thousands of patients were able to obtain medical appointments and emergency treatment regardless of their ability to pay.

Willie was known to all who served as city, parish, or state officials, city-parish department heads, and community leaders, and he continued on a firsthand basis with those who served the citizens of Louisiana, such was his dedication to his state and to his people.

With the closure of Earl K. Long in Baton Rouge, Willie worked with Mr. Herbert Brown, a successful real-estate entrepreneur, and was extremely instrumental in securing from the Brown family a generous donation that allowed Louisiana State University to purchase the property upon which the North Baton Rouge clinic and urgent care center campus now stands in North Baton Rouge.

Willie's legacy as a dedicated and professional public servant will live on for many years. His selfless contributions to the health care of Louisiana residents will have a lasting impact.

The citizens of Baton Rouge and Louisiana would like to honor and remember Willie F. Hawkins by naming the LSU Health North Clinic and Urgent Care Facility in Baton Rouge as the "Willie F. Hawkins Emergency Care Center."

EFS:lh

Cc: Elizabeth Sumrall  
Director of Health Care Policy



**Request from LSU Health Sciences Center -  
Shreveport to Authorize Tuition Waivers in the  
School of Medicine to Enhance Growth and Diversity  
in Medical Education**

**To: Members of the Board of Supervisors**

**Date: March 16, 2018**

This is a significant board matter pursuant to Bylaws Art. VII, Section 9:

A.1. Any matter having a significant or long term impact, directly or indirectly, on the finances of the academic, educational, research, and service missions of the University or any of its campuses.

**1. Summary of Matter**

The LSU Health Sciences Center - Shreveport requests authority for its School of Medicine to provide tuition waivers for academic achievement (excellence), disadvantaged background, and underrepresented ethnic or racial groups to reward new and continuing students (or upperclassmen). LSU Health Sciences Center - Shreveport is home to the only medical school in north Louisiana and one of only three in the state. Medical students interact with patients from their first semester and learn from a combination of lectures, small groups, standardized patient exercises and clinical skills throughout the four years. The School of Medicine counts a faculty of over 500 and class size of about 125, with plans to grow to 150 students per class in the next ten years.

The purpose of the **academic excellence tuition waiver** is to award new and continuing students who demonstrate academic distinction in the classroom, leadership in school and the community, and continuing commitment to health profession work. The purpose of the **disadvantaged background tuition waiver** is to award financial assistance to new and continuing students who demonstrate academic success in the classroom, leadership in school and the community, and continuing commitment to health profession work, and whose families lack the financial resources. The award is also intended to reduce the amount of debt incurred and promote a diverse population of health professionals. The purpose of the **underrepresented in medicine ethnic or racial group tuition waiver** is to reward new and continuing students for academic success in the classroom, demonstrated leadership in school and the community, and continuing commitment to health profession. As with the disadvantaged background waiver, the award is also intended to reduce the amount of debt incurred and promote a diverse population of health professionals.

The details of the eligibility determination and selection of recipients are outlined in each policy and procedure document included in Attachment II.

**2. Fiscal Impact**

**Academic Excellence Tuition Waiver:**

There will be a total of eight (8) waivers available each fiscal year at full implementation. Two (2) awards are reserved for new students accepted into medical school. The remaining six (6) are reserved for recipients continuing enrollment past freshman year. The award amount shall equal the amount of in-state tuition listed on the approved tuition and fee schedule for the School of

Medicine. The award will not pay the non-Louisiana resident fee. The duration of the tuition waiver is for four full academic years.

**Disadvantaged Background Tuition Waiver:**

There will be a total of eight (8) waivers available each fiscal year at full implementation. Two (2) awards are reserved for new students accepted into medical school. The remaining six (6) are reserved for recipients continuing enrollment past freshman year. The award amount shall equal the amount of in-state tuition listed on the approved tuition and fee schedule for the School of Medicine. The award will not pay the non-Louisiana resident fee. The duration of the tuition waiver is for four full academic years.

**Underrepresented in Medicine Ethnic or Racial Group Waiver:**

There will be a total of 24 waivers available each fiscal year at full implementation. Six (6) awards are reserved for new students accepted into medical school. The remaining eighteen (18) are reserved for recipients continuing enrollment past freshman year. The award amount shall equal the amount of in-state tuition listed on the approved tuition and fee schedule for the School of Medicine. The award will not pay the non-Louisiana resident fee. The duration of the tuition waiver is for four full academic years.

The combined cost of the three tuition waivers will be \$285,918 in the 2018-19 academic year growing to \$1,143,670 at full implementation in 2021-22. The financial details for each tuition waiver are included in Attachment III.

**3. Review of Documents Related to Referenced Matter**

The proposed request from the campus has been reviewed by the University’s Executive Vice President and Chief Financial Officer and the Chancellor/Dean of the Medical School at LSU Health Sciences Center -Shreveport

**ATTACHMENTS**

- I. Letter from G.E. Ghali, DDS, MD, FACS, FRCS (Ed) Chancellor & Dean
- II. Policy and Procedures for each tuition waiver
- III. School of Medicine fee schedule and tuition waiver costs
- IV. Administrative Directive 6.14
- V. Administrative Directive 6.9

**RESOLUTION**

**NOW, THEREFORE, BE IT RESOLVED** that the Board of Supervisors of Louisiana State University and Agricultural and Mechanical College does hereby authorize F. King Alexander, President of the Louisiana State University, or his designee, to authorize the establishment of the following tuition waivers in the School of Medicine at Louisiana State University Health Sciences Center Shreveport effective with the July 1, 2018 academic term: (1) Academic Excellence Tuition Waiver; (2) Disadvantaged Background Tuition Waiver; and, (3) Underrepresented in Medicine Racial or Ethnic Group Tuition Waiver; and,

**BE IT FURTHER RESOLVED** that F. King Alexander, President of the Louisiana State University, or his designee, is duly authorized by and empowered for and on behalf of and in the name of the Board of Supervisors of Louisiana State University and Agricultural and Mechanical College to permanently implement these three tuition waivers in the School of Medicine at Louisiana State University Health Sciences Center Shreveport.

# LSU Health

## SHREVEPORT

Health Sciences Center

Office of the Chancellor

1501 Kings Highway  
P.O. Box 33932  
Shreveport, LA 71130-3932

O 318-675-5240  
F 318-675-5244  
www.lsuhsctshreveport.edu

February 1, 2018

F. King Alexander, PhD  
President, LSU System  
3810 West Lakeshore Drive  
Baton Rouge, LA 70808


Dear President Alexander:

Enclosed are the proposed in-state tuition waivers that the Louisiana State University Health Sciences Center in Shreveport School of Medicine has developed, in cooperation with Student Affairs, Student Financial Aid Office, and Budget & Planning.

It is intended that with these tuition waivers, LSUHSC-S School of Medicine will attract a broader and more diverse group of excellent in-state applicants with the ultimate intention of producing excellent future physicians for the citizens of Louisiana.

I hope that you and the Board will look favorably upon this request. If you require additional information, please feel free to contact me.

Sincerely,



G. E. Ghali, DDS, MD, FACS, FRCS(Ed)  
Chancellor & Dean




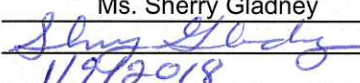

GEG/saf



## School of Medicine Academic Achievement Tuition Waiver

Documentation and information used for scholarship/waiver eligibility determination and selection of recipients must be kept with accordance to Administrative Directive 6.9 and 6.14. Documents must be readily available for auditing purposes.

**APPROVAL INSTRUCTIONS:** *This document must contain all signatures in order for the policy to be considered valid. The signed document with original signatures must be returned to the Student Financial Aid Office.*

<b>School of Medicine Dean</b> Name (Print or type): <u>Dr. G. E. Ghali</u> Signature: <u></u> Date: _____	<b>LSU President</b> Name(Print or type): <u>Dr. F. King Alexander</u> Signature: _____ Date: _____
<b>SOM Scholarship Committee Chair</b> Name (Print or type): <u>Dr. Mark Platt</u> Signature: <u></u> Date: <u>1/9/2018</u>	<b>SOM Admission Committee Chair</b> Name (Print or type): <u>Dr. Thomas Arnold</u> Signature: <u></u> Date: <u>1-9-18</u>
<b>Student Financial Aid Director</b> Name(Print or type): <u>Ms. Sherry Gladney</u> Signature: <u></u> Date: <u>1/9/2018</u>	<b>Chief Financial Officer</b> Name(Print or type): <u>Mrs. Sheila Faour</u> Signature: <u></u> Date: <u>1-11-18</u>

**Funding Source (Internal or External?):** INTERNAL

PeopleSoft Chartstring: 111-1497550-70131-10105

**AUTHORIZATION:**

*Under what authority is this scholarship authorized. Supporting documentation must be provided to the Student Financial Aid Office.*

A request for authorization will be submitted to the LSU Board of Supervisors during the 2017-2018 award and fiscal year.

**PURPOSE**

*State the purpose of the award. Why are you granting this award? Who is your target group?*

The purpose of the LSUHSC-Shreveport School of Medicine Academic Excellence Tuition Waiver is to reward new and continuing students (or upperclassmen)

1. for academic success in the classroom,
2. who have demonstrated leadership, and
3. who have shown a continued commitment to health profession work in the community.

**NUMBER OF AWARDS**

*How many awards are available? Will the amount vary each academic year or will you award a specific number? If the number will vary, how will you determine the number each?*

A total of 8 waivers will be available each fiscal year. Two (2) awards are reserved for new students accepted into medical school. The remaining six (6) are reserved for recipients continuing enrollment past their freshman year.

**AWARD AMOUNT**

*What is the amount of the award? Will it vary among recipients? If the amount will vary, state why the amount will vary and how the amount will be determined.*

1. The award amount shall equal the amount of In-state Tuition listed on the approved Tuition and Fee schedule for the School of Medicine.
2. The award will not pay the Non-Louisiana Resident or Out-of-State Fee.

**AWARD DURATION**

*What is the duration of the award? Is it for one term within a school year or for the full academic year? Will the award cover the Summer term? Is the award renewable each year or must the recipient reapply for the next awarding period?*

The duration of the Tuition Waiver is for four (4) full academic years.

<p><b>APPLICATION PROCESS</b> <i>Is the student required to apply for the award? If yes, what form must the student complete? Is a personal interview required? Where and how can the student obtain the scholarship application, if one is required? Is there an application deadline? Where must the student submit the application and other documentation for consideration?</i></p>	<ol style="list-style-type: none"> <li>1. Students must be accepted into the School of Medicine.</li> <li>2. Students are not required to apply for the award.</li> <li>3. No additional interview is required other than that which occurs as part of the interview process for admittance to the School of Medicine.</li> <li>4. Selection decisions are made based on the entire application for admittance to the School of Medicine.</li> </ol>
<p><b>DOCUMENTATION</b> <i>What documentation must the student submit during the application process? What documentation will be used during the selection process to determine eligibility? What steps will you take to ensure student information is protected during the application and selection process?</i></p>	<ol style="list-style-type: none"> <li>1. Although students do not submit any documentation specifically for the waiver, they must complete the entire application for admittance through a centralized application service (AMCAS). This is a password-protected site with access granted only to the Assistant Dean of Admission who provides the information to the Admissions Committee.</li> <li>2. The Admission committee reviews the students' entire application including transcripts, MCAT scores, essays, and letters of recommendation.</li> </ol>
<p><b>ELIGIBILITY REQUIREMENTS</b> <i>State the eligibility criteria that students must meet in order to be considered for the award (GPA, test scores, health profession community service, essays, etc). Can new students apply prior to acceptance? Is the award available to currently enrolled students only? Are International Students eligible to receive the award? Are Non-Louisiana Residents eligible to receive the award?</i></p>	<p>Eligible students:</p> <ol style="list-style-type: none"> <li>1. Must be accepted unconditionally into the School of Medicine.</li> <li>2. Can have an In-state or Out-of-State Residency classification for tuition purposes.</li> <li>3. Must be a U.S citizen or have a Permanent Resident citizenship status.</li> </ol> <p>These criterion are considered during the selection process:</p> <ol style="list-style-type: none"> <li>1. Academic Success: Defined as GPA or class rank.</li> <li>2. Demonstrated Leadership: Examples of "demonstrated leadership" are Class officer, Officer in interest group, Organizer of student interest group, In school charitable work, Participation in Camp Tiger, Volunteer at student run events, Volunteer at school events (white coat, etc.), and Active in research groups.</li> <li>3. Community Health Professions Involvement: Examples "community health professions involvement" are Volunteer work in health related areas (Quantity and quality of work is important), Work in national advocacy groups for health care (AMA, etc.).</li> </ol>

**RENEWAL ELIGIBILITY**

*What conditions must the student meet in order to continue receiving the award for the next term or next award year if continuous? Must recipient maintain a certain enrollment status (fulltime, half-time, etc.)? How does an extended LOA impact the scholarship recipient's eligibility? If a scholarship recipient drops hours below the required minimum of credit hours during the first term of the award year, can the student receive the remaining disbursements for the award year?*

1. The Tuition Waiver is renewed each year of enrollment after verification of successful academic performance by the School of Medicine Scholarship Committee.
2. Recipients must maintain eligible and full-time enrollment each term, or semester.
3. Recipients must be ranked in the top 10% of their class. Official class ranking is determined at the end of the academic year. A student who loses eligibility due to a drop in ranking can regain eligibility once the student improves academically to a class ranking of 10% or better.
4. A student who has incomplete coursework/clerkships from a previous term or payment period will not be eligible for the remaining scholarship disbursement until successful completion of the incomplete work is verified and the official grade is posted by the Registrar.
5. If a student withdraws during the Fall term, the recipient forfeits the award for the Spring term.
6. Recipients receiving an approved Leave of Absence for the Fall term and returning the Spring term, can receive the Spring disbursement of the award, if the student is meeting other eligibility requirements.
7. Students who lose eligibility for the Tuition Waiver can receive other School of Medicine (SOM) Scholarships or Waivers during the ineligibility period. If the student regains eligibility for the Tuition Waiver, the student becomes ineligible for the other SOM scholarship or waiver.

**SELECTION PROCESS**

*Describe your selection method? Will a scoring or ranking method be used to select the recipient? What is the committee size? How many must be present to have a quorum? Who selects the committee members? Who will chair the committee? Are there term limits for committee members? Are there non-voting members on the committee? What is the role of the non-voting members? Will non-LSUHSC-S employees serve on the committee? If so, in what capacity? Will students serve on the committee? If so, in what capacity? How will the applicant information be distributed to committee members? Who is responsible for compiling the documentation for the scholarship selection meeting? Who is responsible for taking minutes at the scholarship meeting? Who will be responsible for submitting a copy of the minutes to the Student Financial Aid Office?*

1. The School of Medicine Admission Committee selects the official recipients for the Tuition Waiver.
2. Selections will be made during a formal Admission Committee meeting.
3. The Admission Committee will meet after interviews have been completed and the faculty have met to discuss each candidate's admission application. A quorum, defined as one-half of the total voting members plus one, must be present in order for the selection to be official.
4. The Admission Committee may select alternate recipients during the meeting in case a student declines acceptance in medical school or declines the Tuition Waiver.
5. Students do not serve on the Admissions Committee, and therefore do not participate in the Tuition Waiver selection process.
6. Voting Committee members are appointed by School of Medicine Dean and are not term limited.
7. A non-member of the Admissions Committee will take minutes of the Committee meetings and forward the minutes to the Student Affairs and Student Financial Aid Offices.
8. For students who meet the criteria, a weighted system will be implemented in the following manner in order to rank the candidates:
  - a. Academic Success = 80%
  - b. Demonstrated Leadership = 10%
  - c. Community Health Professions Involvement = 10%



<p><b>NOTIFICATION TO STUDENTS</b> <i>Who will send official notification to the recipients? What method will you use to notify the recipients? When will the student be notified? Must the student return any documents in order to complete the awarding process?</i></p>	<ol style="list-style-type: none"> <li>1. The Assistant Dean of Admissions or staff sends the official notification of the Tuition Waiver.</li> <li>2. Recipients must return a signed letter to the Admissions Office accepting the waiver.</li> <li>3. Recipients must decline the waiver in writing.</li> </ol>
<p><b>APPEALS PROCESS</b> <i>Is there an appeals process for scholarship recipients that loose eligibility? If so, what is the process? Who reviews the appeal and makes the determination? Is the appeal made in writing only or in person? Is documentation required? Will non-LSUHSC Shreveport employees be present during the appeal? Will students, other than the award recipient, be present during the appeal? If so, what will be the student's role in the appeal process?</i></p>	<p>There is not an appeals process for the Tuition Waiver.</p>
<p><b>REPORTING TO SCHOOL OFFICIALS</b> <i>What position or department is responsible for reporting the recipient's award information to the Student Financial Aid Office? What other departments will you need to notify? How and when will those departments be notified?</i></p>	<ol style="list-style-type: none"> <li>1. The School of Medicine Admission Committee Chairperson is responsible for reporting the Tuition Waiver recipient's award information to the Student Affairs and Student Financial Aid Offices.</li> <li>2. The notice must include a copy of the official minutes signed by the Committee Chairperson and copies of notification letters signed by students.</li> </ol>
<p><b>RECORD RETENTION</b> <i>Review the LSUHSC SHREVEPORT ADMINISTRATIVE DIRECTIVE 6.9 RECORDS RETENTION SCHEDULE for additional guidance. Where will you store the application, documentation, and selection committee meeting minutes? For how long? In what format?</i></p>	<ol style="list-style-type: none"> <li>1. The admission application and supporting documentation for admittance to the School of Medicine will be stored based on the years indicated in the LSUHSC Shreveport Administrative Directive Records Retention Schedule.</li> <li>2. Scoring sheets used to determine the Tuition Waiver recipients will be stored in the Admission Office in their original paper format.</li> <li>3. Copies of documents distributed to the Committee Members will be destroyed after the committee meeting.</li> <li>4. All records and documents used to determine selection of recipients are subject to review by auditors, the SOM Scholarship Committee Chair, and the Student Financial Aid Director.</li> </ol>




<p><b>DISBURSEMENT PROCEDURES</b> <i>(These are approved procedures for all financial aid disbursements. Do not change information in this section.)</i></p>	<p>Awards with external funding sources will not disburse to the Students Accounts until funds have been received from the donor or scholarship program foundation. Funding for scholarships or waivers with internal funding sources will be verified before the internal awards can disburse to the Students Accounts.</p> <p>Summary of disbursement procedures:</p> <ol style="list-style-type: none"> <li>1. Scholarship or Waiver recipient information will be reported to the Student Financial Aid Office by the Administrator/Coordinator.</li> <li>2. The Student Financial Aid Office will post the award to the Student Financial Aid record in PeopleSoft and generate an Award Notice communication for each recipient.</li> <li>3. The Bursar's Office will apply the disbursement to the recipient's Student Account.</li> <li>4. All Financial Aid awards are considered disbursed at the time it is posted to the recipient's Student Account.</li> </ol>
<p><b>CANCELLED AWARDS and REFUNDS</b> <i>(These are approved procedures for all financial aid disbursements. Do not change information in this section.)</i></p>	<ol style="list-style-type: none"> <li>1. If a student declines the award after it has been posted to the student's Financial Aid Record or Student Account, the Student Financial Aid Office will cancel the student's award in PeopleSoft and notify the scholarship program Administrator /Coordinator.</li> <li>2. Fee refunds due to withdrawals from LSU Health Sciences Center Shreveport will be applied back to the financial aid programs in the order specified in LSU Health Sciences Center's refund policy.</li> </ol>



## School of Medicine Disadvantaged Background Tuition Waiver

Documentation and information used for scholarship/waiver eligibility determination and selection of recipients must be kept with accordance to Administrative Directive 6.9 and 6.14. Documents must be readily available for auditing purposes.

**APPROVAL INSTRUCTIONS:** *This document must contain all signatures in order for the policy to be considered valid. The signed document with original signatures must be returned to the Student Financial Aid Office.*

<b>School of Medicine Dean</b> Name (Print or type): <u>Dr. G. E. Ghali</u> Signature: <u></u> Date: _____	<b>LSU President</b> Name (Print or type): <u>Dr. F. King Alexander</u> Signature: _____ Date: _____
<b>SOM Scholarship Committee Chair</b> Name (Print or type): <u>Dr. Mark Platt</u> Signature: <u></u> Date: <u>1/9/18</u>	<b>SOM Admission Committee Chair</b> Name (Print or type): <u>Dr. Thomas Arnold</u> Signature: <u></u> Date: <u>1-9-18</u>
<b>Student Financial Aid Director</b> Name (Print or type): <u>Ms. Sherry Gladney</u> Signature: <u></u> Date: <u>1-9-2018</u>	<b>Chief Financial Officer</b> Name (Print or type): <u>Mrs. Sheila Faour</u> Signature: <u></u> Date: <u>1-11-18</u>

**Funding Source** (Internal or External?): **INTERNAL**

PeopleSoft Chartstring: 111-1497550-70133-10105

**AUTHORIZATION:**

*Under what authority is this scholarship authorized. Supporting documentation must be provided to the Student Financial Aid Office.*

A request for authorization will be submitted to the LSU Board of Supervisors during the 2017-2018 award and fiscal year.

**PURPOSE**

*State the purpose of the award. Why are you granting this award? Who is your target group?*

The purpose of the LSUHSC-Shreveport School of Medicine Disadvantaged Background Tuition Waiver is to reward new and continuing students (or upperclassmen) from disadvantaged backgrounds

1. for academic success in the classroom,
2. who have demonstrated leadership,
3. who have shown a continued commitment to health profession work in the community,
4. to provide financial assistance for students with a disadvantaged background whose families lack the financial resources needed to pay for the high cost of a medicine degree,
5. to reduce the amount of debt incurred by disadvantaged background students while attending medical school, and
6. to promote a diverse population of health professionals by enhancing the retention and academic success of disadvantaged background students.

**NUMBER OF AWARDS**

*How many awards are available? Will the amount vary each academic year or will you award a specific number? If the number will vary, how will you determine the number each?*

A total of eight (8) waivers will be available each fiscal year. Two (2) awards are reserved for new students accepted into medical school. The remaining six (6) are reserved for recipients continuing enrollment past their freshman year.

<p><b>AWARD AMOUNT</b> <i>What is the amount of the award? Will it vary among recipients? If the amount will vary, state why the amount will vary and how the amount will be determined.</i></p>	<ol style="list-style-type: none"> <li>1. The award amount shall equal the amount of In-state Tuition listed on the approved Tuition and Fee schedule for the School of Medicine.</li> <li>2. The award will not pay the Non-Louisiana Resident or Out-of-State Fee.</li> </ol>
<p><b>AWARD DURATION</b> <i>What is the duration of the award? Is it for one term within a school year or for the full academic year? Will the award cover the Summer term? Is the award renewable each year or must the recipient reapply for the next awarding period?</i></p>	<p>The duration of the Tuition Waiver is for four (4) full academic years.</p>
<p><b>APPLICATION PROCESS</b> <i>Is the student required to apply for the award? If yes, what form must the student complete? Is a personal interview required? Where and how can the student obtain the scholarship application, if one is required? Is there an application deadline? Where must the student submit the application and other documentation for consideration?</i></p>	<ol style="list-style-type: none"> <li>1. Students must be accepted into the School of Medicine.</li> <li>2. Tuition Waiver information will be provided to students who self-identify a disadvantaged background status on the AMCAS application or on the School of Medicine Supplemental form.</li> <li>3. No additional interview is required other than that which occurs as part of the interview process for admittance to the School of Medicine.</li> <li>4. Selection decisions are made based on the entire application for admittance to the School of Medicine, as well as disadvantaged background information.</li> </ol>
<p><b>DOCUMENTATION</b> <i>What documentation must the student submit during the application process? What documentation will be used during the selection process to determine eligibility? What steps will you take to ensure student information is protected during the application and selection process?</i></p>	<ol style="list-style-type: none"> <li>1. Students must complete the entire application for admittance through a centralized application service (AMCAS). This is a password-protected site with access granted only to the Assistant Dean of Admission who provides the information to the Admissions Committee.</li> <li>2. The Admission committee reviews the students' entire application including transcripts, MCAT scores, essays, and letters of recommendation.</li> <li>3. Students can self-identify as having a disadvantaged background on the AMCAS application or the LSU Health Shreveport School of Medicine Admission supplemental form.</li> <li>4. Students must submit a narrative describing their disadvantaged background and provide supporting documentation.</li> </ol>

<p><b>ELIGIBILITY REQUIREMENTS</b> <i>State the eligibility criteria that students must meet in order to be considered for the award (GPA, test scores, health profession community service, essays, etc). Can new students apply prior to acceptance? Is the award available to currently enrolled students only? Are International Students eligible to receive the award? Are Non-Louisiana Residents eligible to receive the award?</i></p>	<p>Eligible students:</p> <ol style="list-style-type: none"> <li>1. Must be accepted unconditionally into the School of Medicine.</li> <li>2. Can have an In-state or Out-of-State Residency classification for tuition purposes.</li> <li>3. Must be a U.S citizen or have a Permanent Resident citizenship status.</li> <li>4. Must meet one or more of the three disadvantaged background categories: Economic, Educational, and Social. Disadvantaged background is defined as an environment that has inhibited an individual from obtaining the knowledge, skill, and abilities required to enroll in and graduate from a school or a family with an annual income below a level which is based on low-income thresholds according to family size published by the Secretary of Health and Human Services (HHS).</li> </ol> <p>These criterion are considered during the selection process:</p> <ol style="list-style-type: none"> <li>1. Academic Success: Defined as GPA or class rank</li> <li>2. Demonstrated Leadership: Examples of “demonstrated leadership” are Class officer, Officer in interest group, Organizer of student interest group, In school charitable work, Participation in Camp Tiger, Volunteer at student run events, Volunteer at school events (white coat, etc.), and Active in research groups.</li> <li>3. Community Health Professions Involvement: Examples “community health professions involvement” are Volunteer work in health related areas (Quantity and quality of work is important), Work in national advocacy groups for health care (AMA, etc.).</li> </ol>
<p><b>RENEWAL ELIGIBILITY</b> <i>What conditions must the student meet in order to continue receiving the award for the next term or next award year if continuous? Must recipient maintain a certain enrollment status (fulltime, haltime, etc.)? How does an extended LOA impact the scholarship recipient's eligibility? If a scholarship recipient drops hours below the required minimum of credit hours during the first term of the award year, can the student receive the remaining disbursements for the award year?</i></p>	<ol style="list-style-type: none"> <li>1. The Tuition Waiver is renewed each year of enrollment after verification of successful academic performance by the School of Medicine Scholarship Committee.</li> <li>2. Recipients must maintain eligible and full-time enrollment each term, or semester.</li> <li>3. Recipients must maintain a “C” average. A recipient who earns a course grade of “F” or fails the USMLE Step 1 examination will lose eligibility for the Tuition Waiver.</li> <li>4. A student who has incomplete coursework/clerkships from a previous term or payment period will not be eligible for the remaining scholarship disbursement until successful completion of the incomplete work is verified and the official grade is posted by the Registrar.</li> <li>5. If a student withdraws during the Fall term, the recipient forfeits the award for the Spring term.</li> <li>6. Recipients receiving an approved Leave of Absence for the Fall term and returning the Spring term, can receive the Spring disbursement of the award, if the student is meeting other eligibility requirements.</li> <li>7. Students who lose eligibility for the Tuition Waiver can receive other School of Medicine (SOM) Scholarships or Waivers during the ineligibility period. If the student regains eligibility for the Tuition Waiver, the student becomes ineligible for the other SOM scholarship or waiver.</li> </ol>

<p><b>SELECTION PROCESS</b> <i>Describe your selection method? Will a scoring or ranking method be used to select the recipient? What is the committee size? How many must be present to have a quorum? Who selects the committee members? Who will chair the committee? Are there term limits for committee members? Are there non-voting members on the committee? What is the role of the non-voting members? Will non-LSUHSC-S employees serve on the committee? If so, in what capacity? Will students serve on the committee? If so, in what capacity? How will the applicant information be distributed to committee members? Who is responsible for compiling the documentation for the scholarship selection meeting? Who is responsible for taking minutes at the scholarship meeting? Who will be responsible for submitting a copy of the minutes to the Student Financial Aid Office?</i></p>	<ol style="list-style-type: none"> <li>1. The School of Medicine Admissions Committee selects the official recipients for the Tuition Waiver.</li> <li>2. Selections will be made during a formal Admission Committee meeting.</li> <li>3. The Admission Committee will meet after interviews have been completed and the faculty have met to discuss each candidate's admission application. A quorum, defined as one-half of the total voting members plus one, must be present in order for the selection to be official.</li> <li>4. The Admission Committee may select alternate recipients during the meeting in case a student declines acceptance in medical school or declines the Tuition Waiver.</li> <li>5. Students do not serve on the Admissions Committee, and therefore do not participate in the Tuition Waiver selection process.</li> <li>6. Voting Committee members are appointed by School of Medicine Dean and are not term limited.</li> <li>7. A non-member of the Admission Committee will take minutes of the Committee meetings and forward the minutes to the Student Affairs and Student Financial Aid Offices.</li> <li>8. For students who meet the criteria, a weighted system will be implemented in the following manner in order to rank the candidates:             <ol style="list-style-type: none"> <li>a. Academic Success = 50%</li> <li>b. Demonstrated Leadership = 25%</li> <li>c. Community Health Professions Involvement = 25%</li> </ol> </li> </ol>
<p><b>NOTIFICATION TO STUDENTS</b> <i>Who will send official notification to the recipients? What method will you use to notify the recipients? When will the student be notified? Must the student return any documents in order to complete the awarding process?</i></p>	<ol style="list-style-type: none"> <li>1. The Assistant Dean of Admissions or staff sends official notification of waiver.</li> <li>2. Recipients must return a signed letter to the Admission Office accepting the waiver.</li> <li>3. Recipients must decline the waiver in writing.</li> </ol>
<p><b>APPEALS PROCESS</b> <i>Is there an appeals process for scholarship recipients that lose eligibility? If so, what is the process? Who reviews the appeal and makes the determination? Is the appeal made in writing only or in person? Is documentation required? Will non-LSUHSC Shreveport employees be present during the appeal? Will students, other than the award recipient, be present during the appeal? If so, what will be the student's role in the appeal process?</i></p>	<p>There is not an appeals process for the Tuition Waiver.</p>
<p><b>REPORTING TO SCHOOL OFFICIALS</b> <i>What position or department is responsible for reporting the recipient's award information to the Student Financial Aid Office? What other departments will you need to notify? How and when will those departments be notified?</i></p>	<ol style="list-style-type: none"> <li>1. The School of Medicine Student Admission Chairperson is responsible for reporting the Tuition Waiver recipient's award information to the Student Affairs and Student Financial Aid Offices.</li> <li>2. The notice must include a copy of the official minutes signed by the Committee Chairperson and copies of notification letters signed by students.</li> </ol>

<p><b>RECORD RETENTION</b> <i>Review the LSUHSC SHREVEPORT ADMINISTRATIVE DIRECTIVE 6.9 RECORDS RETENTION SCHEDULE for additional guidance. Where will you store the application, documentation, and selection committee meeting minutes? For how long? In what format?</i></p>	<ol style="list-style-type: none"> <li>1. The admission application and supporting documentation for admittance to the School of Medicine will be stored based on the years indicated in the LSUHSC Shreveport Administrative Directive Records Retention Schedule.</li> <li>2. Scoring sheets used to determine the Tuition Waiver recipients will be stored in the Admission Office in their original paper format.</li> <li>3. Copies of documents distributed to the Committee Members will be destroyed after the committee meeting.</li> <li>4. All records and documents used to determine selection of recipients are subject to review by auditors, the SOM Scholarship Committee Chair, and the Student Financial Aid Director.</li> </ol>
<p><b>DISBURSEMENT PROCEDURES</b> <i>(These are approved procedures for all financial aid disbursements. Do not change information in this section.)</i></p>	<p>Awards with external funding sources will not disburse to the Students Accounts until funds have been received from the donor or scholarship program foundation. Funding for scholarships or waivers with internal funding sources will be verified before the internal awards can disburse to the Students Accounts.</p> <p>Summary of disbursement procedures:</p> <ol style="list-style-type: none"> <li>1. Scholarship or Waiver recipient information will be reported to the Student Financial Aid Office by the Administrator/Coordinator.</li> <li>2. The Student Financial Aid Office will post the award to the Student Financial Aid record in PeopleSoft and generate an Award Notice communication for each recipient.</li> <li>3. The Bursar's Office will apply the disbursement to the recipient's Student Account.</li> <li>4. All Financial Aid awards are considered disbursed at the time it is posted to the recipient's Student Account.</li> </ol>
<p><b>CANCELLED AWARDS and REFUNDS</b> <i>(These are approved procedures for all financial aid disbursements. Do not change information in this section.)</i></p>	<ol style="list-style-type: none"> <li>1. If a student declines the award after it has been posted to the student's Financial Aid Record or Student Account, the Student Financial Aid Office will cancel the student's award in PeopleSoft and notify the scholarship program Administrator /Coordinator.</li> <li>2. Fee refunds due to withdrawals from LSU Health Sciences Center Shreveport will be applied back to the financial aid programs in the order specified in LSU Health Sciences Center's refund policy.</li> </ol>



**School of Medicine**  
**Tuition Waiver**  
**Underrepresented Ethnic or Racial Group**

Documentation and information used for scholarship/waiver eligibility determination and selection of recipients must be kept with accordance to Administrative Directive 6.9 and 6.14. Documents must be readily available for auditing purposes.

**APPROVAL INSTRUCTIONS:** *This document must contain all signatures in order for the policy to be considered valid. The signed document with original signatures must be returned to the Student Financial Aid Office.*

**School of Medicine Dean**

Name (Print or type): Dr. G. E. Ghali  
Signature:   
Date: 1/9/18

**LSU President**

Name(Print or type): Dr. F. King Alexander  
Signature: \_\_\_\_\_  
Date: \_\_\_\_\_

**SOM Scholarship Committee Chair**

Name (Print or type): Dr. Mark Platt  
Signature:   
Date: 1/9/18

**SOM Admissions Committee Chair**

Name (Print or type): Dr. Thomas Arnold  
Signature:   
Date: 1-9-18

**Student Financial Aid Director**

Name(Print or type): Ms. Sherry Gladney  
Signature:   
Date: 1/9/2018

**Chief Financial Officer**

Name(Print or type): Mrs. Sheila Faour  
Signature:   
Date: 1-11-18

**Funding Source (Internal or External?):** **INTERNAL**

**PeopleSoft Chartstring:** 111-1497550-70132-10105

**AUTHORIZATION:**

*Under what authority is this scholarship authorized. Supporting documentation must be provided to the Student Financial Aid Office.*

A request for authorization will be submitted to the LSU Board of Supervisors during the 2017-2018 award and fiscal year.

**PURPOSE**

*State the purpose of the award. Why are you granting this award? Who is your target group?*

The purpose of the LSUHSC-Shreveport School of Medicine Under-Represented Ethnic or Racial Group Tuition Waiver is to reward new and continuing students (or upperclassmen) from under-represented ethnic or racial groups; as defined in the School of Medicine policy:

1. for academic success in the classroom,
2. who have demonstrated leadership, and
3. who have shown a continued commitment to health profession work in the community.

**NUMBER OF AWARDS**

*How many awards are available? Will the amount vary each academic year or will you award a specific number? If the number will vary, how will you determine the number each?*

A total of twenty-four (24) waivers will be available each fiscal year. Six (6) awards are reserved for new students accepted into medical school. The remaining eighteen (18) are reserved for recipients continuing enrollment past their freshman year.

**AWARD AMOUNT**

*What is the amount of the award? Will it vary among recipients? If the amount will vary, state why the amount will vary and how the amount will be determined.*

1. The award amount shall equal the amount of In-state Tuition listed on the approved Tuition and Fee schedule for the School of Medicine.
2. The award will not pay the Non-Louisiana Resident or Out-of-State Fee.



<p><b>AWARD DURATION</b> <i>What is the duration of the award? Is it for one term within a school year or for the full academic year? Will the award cover the Summer term? Is the award renewable each year or must the recipient reapply for the next awarding period?</i></p>	<p>The duration of the Tuition Waiver is for four (4) full academic years.</p>
<p><b>APPLICATION PROCESS</b> <i>Is the student required to apply for the award? If yes, what form must the student complete? Is a personal interview required? Where and how can the student obtain the scholarship application, if one is required? Is there an application deadline? Where must the student submit the application and other documentation for consideration?</i></p>	<ol style="list-style-type: none"> <li>1. Students must be accepted into the School of Medicine.</li> <li>2. Students are not required to apply for the award. However, students may self-identify as a member of an under-represented ethnic or racial group based on the definition provided by the School of Medicine policy.</li> <li>3. No additional interview is required other than that which occurs as part of the interview process for admittance to the School of Medicine.</li> <li>4. Selection decisions are made based on the entire application for admittance to the School of Medicine.</li> </ol>
<p><b>DOCUMENTATION</b> <i>What documentation must the student submit during the application process? What documentation will be used during the selection process to determine eligibility? What steps will you take to ensure student information is protected during the application and selection process?</i></p>	<ol style="list-style-type: none"> <li>1. Although students do not submit any documentation specifically for the waiver, they must complete the entire application for admittance through a centralized application service (AMCAS). This is a password-protected site with access granted only to the Assistant Dean of Admission who provides the information to the Admission Committee.</li> <li>2. The Admission committee reviews the students' entire application including transcripts, MCAT scores, essays, and letters of recommendation.</li> <li>3. Students can self-identify as an under-represented ethnic or racial group on the AMCAS application or by use of the LSU Health Shreveport School of Medicine Admission supplemental form.</li> </ol>
<p><b>ELIGIBILITY REQUIREMENTS</b> <i>State the eligibility criteria that students must meet in order to be considered for the award (GPA, test scores, health profession community service, essays, etc). Can new students apply prior to acceptance? Is the award available to currently enrolled students only? Are International Students eligible to receive the award? Are Non-Louisiana Residents eligible to receive the award?</i></p>	<p>Eligible students:</p> <ol style="list-style-type: none"> <li>1. Must be accepted unconditionally into the School of Medicine.</li> <li>2. Can have an In-state or Out-of-State Residency classification for tuition purposes.</li> <li>3. Must be a U.S citizen or have a Permanent Resident citizenship status.</li> <li>4. Must be a member of an under-represented ethnic or racial group; as defined in the School of Medicine policy:</li> </ol> <p>These criterion are considered during the selection process:</p> <ol style="list-style-type: none"> <li>1. Academic Success: Defined as GPA or class rank</li> <li>2. Demonstrated Leadership: Examples of “demonstrated leadership” are Class officer, Officer in interest group, Organizer of student interest group, In school charitable work, Participation in Camp Tiger, Volunteer at student run events, Volunteer at school events (white coat, etc.), and Active in research groups.</li> <li>3. Community Health Professions Involvement: Examples “community health professions involvement” are Volunteer work in health related areas (Quantity and quality of work is important), Work in national advocacy groups for health care (AMA, etc.).</li> </ol>

**RENEWAL ELIGIBILITY**

*What conditions must the student meet in order to continue receiving the award for the next term or next award year if continuous? Must recipient maintain a certain enrollment status (fulltime, halftime, etc.)? How does an extended LOA impact the scholarship recipient's eligibility? If a scholarship recipient drops hours below the required minimum of credit hours during the first term of the award year, can the student receive the remaining disbursements for the award year?*

1. The Tuition Waiver is renewed each year of enrollment after verification of successful academic performance by the School of Medicine Scholarship Committee.
2. Recipients must maintain eligible and full-time enrollment each term, or semester.
3. Recipients must maintain a "C" average. A recipient who earns a course grade of "F" or fails the USMLE Step 1 examination will lose eligibility for the Tuition Waiver.
4. A student who has incomplete coursework/clerkships from a previous term or payment period will not be eligible for the remaining scholarship disbursement until successful completion of the incomplete work is verified and the official grade is posted by the Registrar.
5. If a student withdraws during the Fall term, the recipient forfeits the award for the Spring term.
6. Recipients receiving an approved Leave of Absence for the Fall term and returning the Spring term, can receive the Spring disbursement of the award, if the student is meeting other eligibility requirements.
7. Students who lose eligibility for the Tuition Waiver can receive other School of Medicine (SOM) Scholarships or Waivers during the ineligibility period. If the student regains eligibility for the Tuition Waiver, the student becomes ineligible for the other SOM scholarship or waiver.

**SELECTION PROCESS**

*Describe your selection method? Will a scoring or ranking method be used to select the recipient? What is the committee size? How many must be present to have a quorum? Who selects the committee members? Who will chair the committee? Are there term limits for committee members? Are there non-voting members on the committee? What is the role of the non-voting members? Will non-LSUHSC-S employees serve on the committee? If so, in what capacity? Will students serve on the committee? If so, in what capacity? How will the applicant information be distributed to committee members? Who is responsible for compiling the documentation for the scholarship selection meeting? Who is responsible for taking minutes at the scholarship meeting? Who will be responsible for submitting a copy of the minutes to the Student Financial Aid Office?*

1. The School of Medicine Admission Committee selects the official recipients for the Tuition Waiver.
2. Selections will be made during a formal Admission Committee meeting.
3. The Admission Committee will meet after interviews have been completed and the faculty have met to discuss each candidate's admission application. A quorum, defined as one-half of the total voting members plus one, must be present in order for the selection to be official.
4. The Admission Committee may select alternate recipients during the meeting in case a student declines acceptance in medical school or declines the Tuition Waiver.
5. Students do not serve on the Admissions Committee, and therefore do not participate in the Tuition Waiver selection process.
6. Voting Committee members are appointed by School of Medicine Dean and are not term limited.
7. A non-member of the Admission Committee will take minutes of the Committee meetings and forward the minutes to the Student Affairs and Student Financial Aid Offices.
8. For students who meet the criteria, a weighted system will be implemented in the following manner in order to rank the candidates:
  - a. Academic Success = 50%
  - b. Demonstrated Leadership = 25%
  - c. Community Health Professions Involvement = 25%

<p><b>NOTIFICATION TO STUDENTS</b> <i>Who will send official notification to the recipients? What method will you use to notify the recipients? When will the student be notified? Must the student return any documents in order to complete the awarding process?</i></p>	<ol style="list-style-type: none"> <li>1. The Assistant Dean of Admissions or staff sends official notification of waiver.</li> <li>2. Recipients must return a signed letter to the Admission Office accepting the waiver.</li> <li>3. Recipients must decline the waiver in writing.</li> </ol>
<p><b>APPEALS PROCESS</b> <i>Is there an appeals process for scholarship recipients that loose eligibility? If so, what is the process? Who reviews the appeal and makes the determination? Is the appeal made in writing only or in person? Is documentation required? Will non-LSUHSC Shreveport employees be present during the appeal? Will students, other than the award recipient, be present during the appeal? If so, what will be the student's role in the appeal process?</i></p>	<p>There is not an appeals process for the Tuition Waiver.</p>
<p><b>REPORTING TO SCHOOL OFFICIALS</b> <i>What position or department is responsible for reporting the recipient's award information to the Student Financial Aid Office? What other departments will you need to notify? How and when will those departments be notified?</i></p>	<ol style="list-style-type: none"> <li>1. The School of Medicine Student Admission Committee Chairperson is responsible for reporting the Tuition Waiver recipient's award information to the Student Affairs and Student Financial Aid Offices.</li> <li>2. The notice must include a copy of the official minutes signed by the Committee Chairperson and copies of notification letters signed by students.</li> </ol>
<p><b>RECORD RETENTION</b> <i>Review the LSUHSC SHREVEPORT ADMINISTRATIVE DIRECTIVE 6.9 RECORDS RETENTION SCHEDULE for additional guidance. Where will you store the application, documentation, and selection committee meeting minutes? For how long? In what format?</i></p>	<ol style="list-style-type: none"> <li>1. The admission application and supporting documentation for admittance to the School of Medicine will be stored based on the years indicated in the LSUHSC Shreveport Administrative Directive Records Retention Schedule.</li> <li>2. Scoring sheets used to determine the Tuition Waiver recipients will be stored in the Admission Office in their original paper format.</li> <li>3. Copies of documents distributed to the Committee Members will be destroyed after the committee meeting.</li> <li>4. All records and documents used to determine selection of recipients are subject to review by auditors, the SOM Scholarship Committee Chair, and the Student Financial Aid Director.</li> </ol>

<p><b>DISBURSEMENT PROCEDURES</b> <i>(These are approved procedures for all financial aid disbursements. Do not change information in this section.)</i></p>	<p>Awards with external funding sources will not disburse to the Students Accounts until funds have been received from the donor or scholarship program foundation. Funding for scholarships or waivers with internal funding sources will be verified before the internal awards can disburse to the Students Accounts.</p> <p>Summary of disbursement procedures:</p> <ol style="list-style-type: none"> <li>1. Scholarship or Waiver recipient information will be reported to the Student Financial Aid Office by the Administrator/Coordinator.</li> <li>2. The Student Financial Aid Office will post the award to the Student Financial Aid record in PeopleSoft and generate an Award Notice communication for each recipient.</li> <li>3. The Bursar's Office will apply the disbursement to the recipient's Student Account.</li> <li>4. All Financial Aid awards are considered disbursed at the time it is posted to the recipient's Student Account.</li> </ol>
<p><b>CANCELLED AWARDS and REFUNDS</b> <i>(These are approved procedures for all financial aid disbursements. Do not change information in this section.)</i></p>	<ol style="list-style-type: none"> <li>1. If a student declines the award after it has been posted to the student's Financial Aid Record or Student Account, the Student Financial Aid Office will cancel the student's award in PeopleSoft and notify the scholarship program Administrator /Coordinator.</li> <li>2. Fee refunds due to withdrawals from LSU Health Sciences Center Shreveport will be applied back to the financial aid programs in the order specified in LSU Health Sciences Center's refund policy.</li> </ol>

LSUHSC-S  
 Medical School Fee Schedule  
**SHREVEPORT MD STUDENTS**  
 Fees as of July 1, 2017 (subject to change)

<b>FULL-TIME STUDENTS</b>	<b>1st Half</b>	<b>2nd Half</b>	<b>Total</b>
TUITION	\$14,275.75	\$14,316.00	\$28,591.75
ACTIVITY FEE:			
Student Union	\$30.00	\$30.00	\$60.00
Union Construction	\$25.00	\$25.00	\$50.00
Student Health	\$43.75	\$43.75	\$87.50
Yearbook	\$0.00	\$31.00	\$31.00
SGA	\$26.50	\$26.50	\$53.00
Educational / Curriculum Fee	\$34.00	\$34.00	\$68.00
TOTAL ACTIVITY FEE	\$159.25	\$190.25	\$349.50
<b>TOTAL UNIVERSITY FEE</b>	\$14,435.00	\$14,506.25	\$28,941.25
OPERATIONAL FEE	\$201.00	\$201.00	\$402.00
<b>TOTAL LA RESIDENT</b>	\$14,636.00	\$14,707.25	\$29,343.25
<b>NON LA RESIDENT FEE</b>	\$15,911.00	\$15,911.00	\$31,822.00
<b>TOTAL NON LA RESIDENT</b>	\$30,547.00	\$30,618.25	\$61,165.25

(1) 4% Operational Fee implemented in FY 05-06 was calculated based on FY 04-05 Total University Fees and applied proportionately to part-time and summer term.

(2) Fee schedule does not reflect one-time fees for microscope rental and laptop computer

(3) Per ACT 915 of the 2008 Legislative Session... the revised FY 08-09 Fee Schedule [effective 01/01/09] reflects a 5% increase in tuition, mandatory fees, and the non LA resident fee and applied proportionately to part-time and summer term.

(4) Per ACT 915 of the 2008 Legislative Session... FY 09-10 Fee Schedule reflects a 5% increase in tuition, mandatory fees, and the non LA resident fee effective July 1, 2009 [Fall 2009].

(5) Per ACT 313 of the 2009 Legislative Session... FY 09-10 Fee Schedule reflects a \$500 per semester increase in university tuition fees effective January 1, 2010 [Spring 2010].

(6) Per ACT 915 of the 2008 Legislative Session... FY 10-11 Fee Schedule reflects a 5% increase in tuition, mandatory fees, and the non LA resident fee effective July 1, 2010 [Fall 2010].

(7) FY 11-12 Fee Schedule reflects a 5% increase in resident tuition and mandatory fees due to the 3-4-5 plan; 5% increase in resident tuition and mandatory fees due to the GRAD Act; and 5% increase in resident tuition and mandatory fees due to HB628 [approved for five years]. The non LA resident fee was increased 15% due to the GRAD Act. These fees are effective Fall 2011.

LSUHSC-S  
Medical School Fee Schedule

- (8) FY 12-13 Fee Schedule reflects a 10% increase in resident tuition and mandatory fees due to the GRAD Act and an additional 5% increase in resident tuition and mandatory fees due to HB628 [approved for five years]. The non LA resident fee was increased 15% due to the GRAD Act. These fees are effective Fall 2012.
- (9) FY 13-14 Fee Schedule reflects a 10% increase in resident tuition and mandatory fees due to the GRAD Act and an additional 5% increase in resident tuition and mandatory fees due to HB628/Act 297 [approved for five years]. The non LA resident fee was increased 15% due to the GRAD Act. These fees are effective Fall 2013.
- (10) FY 14-15 Fee Schedule reflects a 10% increase in resident tuition and mandatory fees due to the GRAD Act and an additional 5% increase in resident tuition and mandatory fees due to HB628/Act 297 [approved for five years]. The non LA resident fee was increased 15% due to the GRAD Act. These fees are effective Fall 2014.
- (11) FY 15-16 Fee Schedule reflects a 10% increase in resident tuition and mandatory fees due to the GRAD Act and an additional 5% increase in resident tuition and mandatory fees due to HB628/Act 297 [approved for five years]. The non LA resident fee was increased 15% due to the GRAD Act. These fees are effective Fall 2015.
- (12) FY 15-16 Spring Schedule - ACT 377 was implemented - Educational / Curriculum Fee with an annual impact of \$68 / semester impact of \$34
- (13) FY 16-17 Fee Schedule reflects a 10% increase in resident tuition and mandatory fees due to the GRAD Act. The non LA resident fee was decreased 10%. These fees are effective Fall 2016.

**ATTACHMENT III  
SCHOOL OF MEDICINE FEE SCHEDULE AND TUITION WAIVER COSTS  
SHREVEPORT MD STUDENTS  
Fees as of July 1, 2017 (subject to change)**

<b>FULL-TIME STUDENTS</b>	<b>1st Half</b>	<b>2nd Half</b>	<b>Total</b>
TUITION	\$14,275.75	\$14,316.00	\$28,591.75
ACTIVITY FEE:			
Student Union	\$30.00	\$30.00	\$60.00
Union Construction	\$25.00	\$25.00	\$50.00
Student Health	\$43.75	\$43.75	\$87.50
Yearbook	\$0.00	\$31.00	\$31.00
SGA	\$26.50	\$26.50	\$53.00
Educational / Curriculum Fee	\$34.00	\$34.00	\$68.00
TOTAL ACTIVITY FEE	\$159.25	\$190.25	\$349.50
<b>TOTAL UNIVERSITY FEE</b>	\$14,435.00	\$14,506.25	\$28,941.25
OPERATIONAL FEE	\$201.00	\$201.00	\$402.00
<b>TOTAL LA RESIDENT</b>	\$14,636.00	\$14,707.25	\$29,343.25
<b>NON LA RESIDENT FEE</b>	\$15,911.00	\$15,911.00	\$31,822.00
<b>TOTAL NON LA RESIDENT</b>	\$30,547.00	\$30,618.25	\$61,165.25

<b>2018-19</b>		<b>2019-20</b>		<b>2020-21</b>		<b>2021-22</b>	
<b>Excellence Tuition Waiver</b>		<b>Excellence Tuition Waiver</b>		<b>Excellence Tuition Waiver</b>		<b>Excellence Tuition Waiver</b>	
2	\$57,184	4	\$114,367	6	\$171,551	8	\$228,734

\* 2 waivers are awarded to incoming students; max awarded will be 8

**ATTACHMENT III  
SCHOOL OF MEDICINE FEE SCHEDULE AND TUITION WAIVER COSTS**

**SHREVEPORT MD STUDENTS  
Fees as of July 1, 2017 (subject to change)**

				2018-19	2019-20	2020-21	2021-22				
				Under- Represented Ethnic and Racial Group Tuition Waiver	Under- Represented Ethnic and Racial Group Tuition Waiver	Under- Represented Ethnic and Racial Group Tuition Waiver	Under- Represented Ethnic and Racial Group Tuition Waiver				
<b>FULL-TIME STUDENTS</b>	<b>1st Half</b>	<b>2nd Half</b>	<b>Total</b>								
TUITION	\$14,275.75	\$14,316.00	\$28,591.75	6	\$171,551	12	\$343,101	18	\$514,652	24	\$686,202
ACTIVITY FEE:											
Student Union	\$30.00	\$30.00	\$60.00								
Union Construction	\$25.00	\$25.00	\$50.00								
Student Health	\$43.75	\$43.75	\$87.50								
Yearbook	\$0.00	\$31.00	\$31.00								
SGA	\$26.50	\$26.50	\$53.00								
Educational / Curriculum Fee	\$34.00	\$34.00	\$68.00								
TOTAL ACTIVITY FEE	\$159.25	\$190.25	\$349.50								
<b>TOTAL UNIVERSITY FEE</b>	<b>\$14,435.00</b>	<b>\$14,506.25</b>	<b>\$28,941.25</b>								
OPERATIONAL FEE	\$201.00	\$201.00	\$402.00								
<b>TOTAL LA RESIDENT</b>	<b>\$14,636.00</b>	<b>\$14,707.25</b>	<b>\$29,343.25</b>								
<b>NON LA RESIDENT FEE</b>	<b>\$15,911.00</b>	<b>\$15,911.00</b>	<b>\$31,822.00</b>								
<b>TOTAL NON LA RESIDENT</b>	<b>\$30,547.00</b>	<b>\$30,618.25</b>	<b>\$61,165.25</b>								

\*6 waivers are awarded to incoming students; max awarded will be 24



**ATTACHMENT III  
SCHOOL OF MEDICINE FEE SCHEDULE AND TUITION WAIVER COSTS**

**SHREVEPORT MD STUDENTS  
Fees as of July 1, 2017 (subject to change)**

				2018-19	2019-20	2020-21	2021-22
				Disadvantaged Background Tuition Waiver	Disadvantaged Background Tuition Waiver	Disadvantaged Background Tuition Waiver	Disadvantaged Background Tuition Waiver
<b>FULL-TIME STUDENTS</b>	<b>1st Half</b>	<b>2nd Half</b>	<b>Total</b>				
TUITION	\$14,275.75	\$14,316.00	\$28,591.75	2	\$57,184	4	\$114,367
ACTIVITY FEE:							
Student Union	\$30.00	\$30.00	\$60.00				
Union Construction	\$25.00	\$25.00	\$50.00				
Student Health	\$43.75	\$43.75	\$87.50				
Yearbook	\$0.00	\$31.00	\$31.00				
SGA	\$26.50	\$26.50	\$53.00				
Educational / Curriculum Fee	\$34.00	\$34.00	\$68.00				
TOTAL ACTIVITY FEE	\$159.25	\$190.25	\$349.50				
<b>TOTAL UNIVERSITY FEE</b>	<b>\$14,435.00</b>	<b>\$14,506.25</b>	<b>\$28,941.25</b>				
OPERATIONAL FEE	\$201.00	\$201.00	\$402.00				
<b>TOTAL LA RESIDENT</b>	<b>\$14,636.00</b>	<b>\$14,707.25</b>	<b>\$29,343.25</b>				
<b>NON LA RESIDENT FEE</b>	<b>\$15,911.00</b>	<b>\$15,911.00</b>	<b>\$31,822.00</b>				
<b>TOTAL NON LA RESIDENT</b>	<b>\$30,547.00</b>	<b>\$30,618.25</b>	<b>\$61,165.25</b>				

\* 2 waivers are awarded to incoming students; max awarded will be 8

<b>TOTAL NUMBER AND COST OF TUITION WAIVERS</b>	<b><u>10</u></b>	<b><u>\$285,918</u></b>	<b><u>20</u></b>	<b><u>\$571,835</u></b>	<b><u>30</u></b>	<b><u>\$857,753</u></b>	<b><u>40</u></b>	<b><u>\$1,143,670</u></b>
---	------------------	-------------------------	------------------	-------------------------	------------------	-------------------------	------------------	---------------------------

**LOUISIANA STATE UNIVERSITY  
HEALTH SCIENCES CENTER - Shreveport**

**ADMINISTRATIVE DIRECTIVE**

Policy Number: 6.14  
Effective Date: 1/11/2018

**6.14 SCHOLARSHIPS, TUITION/FEE WAIVERS, AWARDS**

**GENERAL**

1. Scholarship, waiver, stipend, and grant awards made to LSU Health-Shreveport students will be administered in accordance with the LSU Board of Supervisors Scholarship Policy and Title IV (Federal Student Aid) regulations governing the awarding and management of both institutional and external student financial assistance programs which may impact a student's eligibility.
2. Information regarding institutional scholarships, waivers, grants, and stipends must be posted and distributed in a manner in which all interested and eligible students are notified of the opportunity to apply and receive financial assistance through these programs.
3. Scholarships, grants, or waivers may not be awarded to an officer, manager or trustee of LSU Health Shreveport, nor to a member of the Selection Committee, nor to a substantial contributor, nor to certain U.S. government officials. Students who are family members of these individuals are eligible but must disclose their relationship to the Selection or Scholarship Committee. If a member of the Selection Committees is a family member of a student being considered for a scholarship, the committee member must refrain from participating in the discussion of and voting on a recipient.
4. Charitable Class: The group of applicants from which the recipients are selected must be sufficiently broad as to be considered a charitable class. A charitable class must be sufficiently large and indefinite so that assisting members of the charitable class benefits the community as a whole. Examples of valued charitable classes include 9/11 victims, lower income students, students graduating in the top 10% of their class, or all graduating seniors of a particular school. Each of these examples is broad and indefinite. Earmarking scholarships and other awards to help a pre-selected student violates the charitable class requirement and is not allowed.
5. Each scholarship, waiver, grant, or award (including graduating senior awards) shall be awarded based on written documentation that outlines the specific and measurable eligibility criteria, the value of the individual awards, and selection procedures. This documentation shall be centrally maintained and carefully monitored for compliance.

**SELECTION**

6. Selection Committees: The School of Allied Health Professions and the School of Graduate Studies will each establish one selection committee to select recipients for scholarships, waivers, and other related assistance for students enrolled in their respective academic programs. The School of Medicine shall establish two selection committees. One committee shall consist of the School of Medicine's Admissions Committee, which will select recipients of the ten tuition waivers designated to be given to entering students by the Chancellor. The second committee will select recipients for all other scholarships, waivers, and other related assistance for students in the School of Medicine. The Selection Committees will ensure consistent and fair treatment of all eligible applicants; ensure that all awards are made on an objective and nondiscriminatory basis, and determine that all awards are in compliance

with written policy. Selection committees must maintain minutes of committee meetings and ensure the protection of confidential student information presented to the committee for review. Each selection committee must consist of three (3) or more members.

- a. These committees will serve as the Selection Committees:  
School Allied Health Professions: Student Affairs and Recruitment Committee  
School of Graduate Studies: Graduate Advisory Council  
School of Medicine: Admissions Committee and Scholarship Committee
- b. No one person or group of people (faculty or staff) other than the designated Selection Committee shall select a recipient for a scholarship, waiver, or grant program administered by LSU Health-Shreveport. See section 6.d for exceptions.
- c. Selection Committees must provide a list of scholarship/waiver recipients along with a copy of the committee minutes to the Student Financial Aid Office.
- d. Exceptions to use of Selection Committees:
  - 1) Allied Health Professions: Academic departments may select recipients for scholarships, waivers, grants, and awards that are program specific to allow a fair comparison of eligible applicants in the same cohort. The selection group must consist of 3 or more faculty/staff. The name of the recipients and supporting documentation must be forwarded to the oversight committee.
  - 2) Graduate Studies: Students selected into Graduate Studies academic programs are eligible to receive tuition and non-resident fee waivers as result of their acceptance into the School of Graduate Studies. A scholarship selection committee is not required due to the fact that faculty in each basic science department review applications for students applying for acceptance into that program.
  - 3) MD/PhD Tuition Waivers: Students accepted into the MD/PhD program become eligible for the Tuition Waivers upon initial acceptance. Determination is made by the MD/PhD oversight committee during the admission interview process. The MD/PhD committee operates as a selection committee for MD/PhD Tuition Waivers.
  - 4) Non-Resident Fee Waivers: Eligibility for a Non-Resident Fee Waiver is based on a student's official place of residency. A selection committee is not required.

7. External Scholarships: No individual employee is allowed to select or nominate a scholarship recipient on behalf of LSU Health Shreveport.
  - a. If a private donor indicates that a scholarship is reserved for LSU Health Shreveport students and LSU Health is requested to provide a nominee, the nominee must be chosen by a Selection Committee. For example, if the external organization earmarks a scholarship for LSU Health students and asks an LSU Health employee to either select or assist with the selection by recommending one or more students who will ultimately become the recipient, the recommendation must be made by the Selection Committee for that academic program or school. Note: This does not prevent Faculty or Staff from submitting individual personal letters of recommendation at the request of a student who is applying for an external scholarship. In this case, the review and selection process is completed by the external organization and a LSU Health representative does not participate in the application review or selection process.
  - b. LSU Health-Shreveport employees who participate in the selection process of a scholarship awarded by an external organization or individual to a LSU Health-Shreveport student are required to report that activity to the Student Financial Aid Office.
  - c. Outside agencies or individuals who contact a LSU Health-Shreveport employee for student information to determine scholarship eligibility must be referred to the Student Financial Aid Office.

#### **PRIVATE OR EXTERNAL DONOR FUNDS**

8. Funds received from private donors for purposes of awarding monetary assistance to

students in the form of scholarships, grants, stipends, waivers, or institutional loans must be reported to the Student Financial Aid Office.

9. Private donor funds awarded to students by LSU Health Selection Committees must be deposited in an account managed by LSU Health-Shreveport or the LSU Health-Shreveport Foundation and disbursed to students in accordance with student financial aid disbursement policies.
10. LSU Health-Shreveport employees are not allowed to manage donor private accounts containing funds earmarked for LSU Health students if the funds are deposited in an account at an external agency, other than the LSU Health Foundation.
11. If a LSU Health-Shreveport employee acting as a representative of LSU Health Shreveport is involved in the selection of student recipients for scholarships or awards made from private funds, written eligibility and selection procedures must be established. A copy of the policy must be submitted to the Student Financial Aid Office.
12. Private donors cannot donate scholarship funds to LSU Health-Shreveport for a specific student. Doing so will violate the charitable class rule for scholarships.

**REPORTING REQUIREMENTS**

13. All scholarships, fellowships, and awards to students with monetary value, including awards to graduating seniors, must be reported to the Student Financial Aid Office.
14. LSU Health-Shreveport employees who are aware of external scholarships, fellowships, and awards with monetary value presented to LSU Health students by private donors must report that information to the Student Financial Aid Office. This policy applies even if the donor sends the money directly to the student.

**DISBURSEMENT OF FUNDS**

15. Checks for institutional scholarships must be issued and disbursed through the Bursar’s Office. Private scholarships made payable or co-payable to LSU Health Shreveport must be processed through the Student Financial Aid Office and disbursed through the Bursar’s Office.
16. No funds shall be disbursed directly to a student by a LSU Health Shreveport Selection or Scholarship committee or by a non-committee member employed by LSU Health Shreveport other than staff authorized to perform Bursar functions. All disbursements to students must be processed and disbursed through the Bursar’s Office. An exception to this provision, is payments to students treated as income (stipends) which are processed and disbursed through payroll.

**RECORD RETENTION**

17. All records used during the scholarship application, selection, and disbursement processes must be retained and stored based on the guidelines stated in the LSUHSC Shreveport Administrative Directive 6.9. RECORDS RETENTION SCHEDULE.

---

**APPROVALS:**

Dr. Jane Eggerstedt, Vice Chancellor Academic Affairs	1/4/2018	Mrs. Sheila Faour Chief Financial Officer	12/20/2017
Dr. Joseph McCulloch, Dean Allied Health Profession	1/8/2018	Ms. Sherry Gladney, Director Student Financial Aid	12/20/2017
Dr. Christopher Kevil, Dean Graduate Studies	1/11/2018		

LOUISIANA STATE UNIVERSITY  
HEALTH SCIENCES CENTER - Shreveport

## ADMINISTRATIVE DIRECTIVE

Policy Number: 6.9  
Effective Date: 8/13/03

### 6.9 RECORDS RETENTION SCHEDULE

#### A. Policy

The permanent copies of all University records belong to the office of origin except medical records that are the property of the Department of Health Information Management. Records should be retained in accordance with the following guidelines.

#### B. Accounting and Fiscal

##### Master Copy: Accounting Services

Copies of invoices, receipts, checks, journal vouchers, contribution letters, projections, estimates, membership dues records, internal transactions.

**Retention:** 7 years.

Copies of: audit work papers, bank deposits and statements, budgets, earnings, registers, gratuities, expense reports, labor cost records, ledgers, logs, petty cash records, travel expense vouchers and requests for authorization to travel.

**Retention:** 3 years unless combined with any of the above. When combined with any of the above the longer retention applies.

#### C. Administrative

Correspondence: ALL correspondence at the Dean/Director levels and ABOVE is a permanent record. If you direct a program, etc. that is unique, your correspondence may also be permanent. Please check with University Archives. All other correspondence has a **retention** of 5 years.

All of the following are permanent records of the offices of origin: Master forms, policies, procedures, directives, meeting minutes. Copies of these may be destroyed after 3 years of after they are superseded.

Architectural plans are permanent records.

#### D. Contract Administration

Master Copy: Usually in Grants and Contracts

Contracts and agreements not pertaining to employment or purchasing.

**Retention:** 20 years after termination of contract.

## E. Supplies and Services

Inventories: 1 year.

Inspection records: 2 years.

Work orders: 3 years.

## F. Personnel

MASTER COPY: Human Resource Management

Faculty/Staff personnel records: **Retention:** 2 years after termination or until final disposition of charge or civil action.

Student worker personnel records and graduate assistant personnel records: **Retention:** 3 years after termination or until final disposition of charge or civil action.

Accident reports, injury claims, settlements: **Retention:** 30 years after settlement.

Attendance records: **Retention:** 7 years.

Equal Opportunity reports, pay reports, W-2s: **Retention:** 3 years.

Job descriptions, leave slips, W-4s: **Retention:** 2 years.

## G. Purchasing

MASTER COPY: purchasing

Bids, contracts, purchase orders, requests for services, requisitions: **Retention:** 3 years.

Acknowledgments, quotations: **Retention:** 1 year.

## H. Student

MASTER COPY: Student Records and Registration

Grade books, course examinations, recommendations, rejected student applications, midterm and final grade reports, permissions, grade cards, Dean cards, drop/add slips, advisor cards, schedules: **Retention:** 1 year after term submitted. If any of these are kept in the student files, the longer retention period applies.

LSUHSC Special Collections: University Archives General Records Schedule

Class lists, doctorate award files, graduate student admission files: 3 years.

Student files, GRE reports, correspondence: 5 years after graduation or term of last attendance.

Student loans and grants: 5 years after award year has ended.

## I. Medical Records and X-Rays

All patient medical records and x-rays shall be maintained for an indefinite period of time.



**Request from LSU A&M to Accept a Donation of Property at Laurel Hill in West Feliciana Parish, Louisiana**

**To: Members of the Board of Supervisors**

**Date: March 16, 2018**

This is a significant board matter pursuant to Bylaws Article VII, Section 9:

A.2 The transfer of title or ownership to any immovable property to or from the Board, whether by sale, assignment, donation, or other mechanism.

**1. Summary of the Matter**

The Laurel Hill House was constructed around 1800, built by William Lemon on land he received as a grant from the Spanish government, near what is now St. Francisville. It represents the Caroline-I style home structure, a vernacular form common across the Florida Parishes for that time period. The current owners, the Figge/Haygood family, are descendants of William Lemon. The family, in particular Mrs. Frederic J. Figge II, Bolling C. Haygood, M.D., Mrs. Walker McVea, and Mrs. Paul M. Haygood, have generously offered to donate the house and approximately 2.75 acres of surrounding land to LSU.

The LSU Rural Life Museum proposes to develop the house and grounds as a historic house museum, operated as a satellite facility of the LSU Rural Life Museum. It will become a tourist attraction and give local residents an opportunity to volunteer as docents and in other capacities to share their love for and knowledge of Louisiana’s heritage. The house and grounds may also be used by LSU as a retreat center for meetings, symposiums, and training programs.

More importantly, the house and grounds will serve as a research laboratory for a variety of academic programs, fostering innovation through research in historic preservation. It is anticipated that the house and grounds will provide research and educational opportunities for History, Rural Sociology, Anthropology, Geography, Architecture, Interior Design, Landscape Design, and Forestry. In particular, it is expected to function as an important lab and classroom facility for the new Doctorate of Design in Cultural Preservation program.

Students from all of these disciplines will be given an opportunity to obtain hands-on and field experience within their field of study, including archaeological excavations and restoring the old home using period construction techniques.

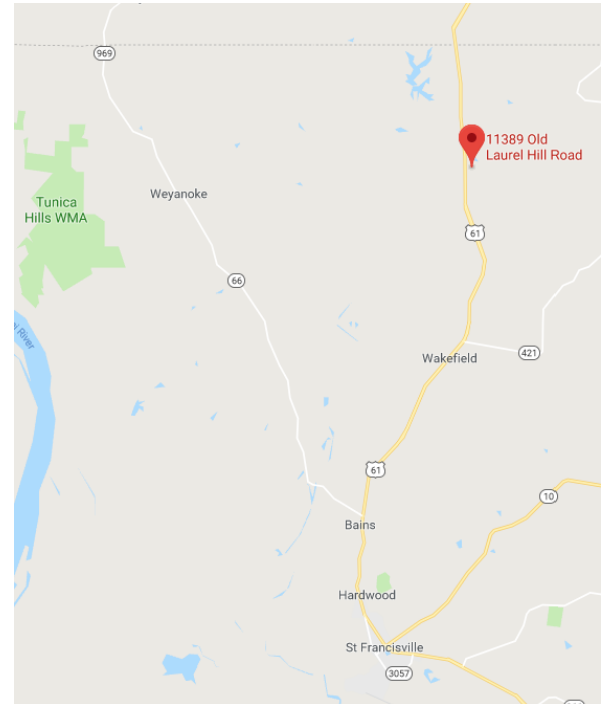
The house is located in a clearing surrounded by a forest of mixed native hardwoods, about 300 yards from US Highway 61. Near the site are the St. John’s Episcopal Church (constructed 1873), the Lemon Cemetery (dating from 1849) and the Historic Dawson School for African Americans (constructed 1890). It is located within a half mile of the state’s Tourist Information Center near the Mississippi border, the South of the Border restaurant, and a truck stop/ gasoline station and restaurant. There is a catering company within 2 miles, near the Lake Rosemound community. The property is only a 55-minute drive from the LSU campus in Baton Rouge.

For the first three years, the site will be opened seasonally and by appointment, with operations reviewed



at that time and expanded, if there is a demand and available funding.

The donation also includes one of the barns/garages located on site. There is additional land, including barns and support structures, that the family may consider donating to LSU in the future. LSU is still negotiating the specific details of the donation with the family to ensure their continued access to the structures that the family will continue to use as storage immediately adjacent to the donated area. The family has also generously agreed to provide \$25,000 annually for the first 3 years after the donation to defray the initial operating expenses.



## 2. Review of Business Plan

The LSU Rural Life Museum has prepared an operating budget for the first year. It projects operating costs of \$25,000, which will be fully covered by the grant from the Figge/Haygood family, with revenue projected at \$56,000 based on admission fees, other donations, and facility rentals.

## 3. Fiscal Impact

No significant fiscal impact is expected for LSU based on acceptance of this donation. No appraisal has been conducted on the house and lands as of yet, and the historic significance of the property will be difficult to properly value. The donation is being made free and clear of any encumbrances other than a servitude to ensure continued access to adjoining property by the donors. As noted above, the Rural Life Museum projects a modest annual surplus from operation of the house as a museum.

## 4. Description of Competitive Process

N/A

## 5. Review of Legal Documents

The Act of Donation, legal survey, and Phase I environmental study have not yet been drafted or performed. The donation will not be formally accepted until these documents have been prepared or reviewed by LSU's outside counsel and the Office of General Counsel has reviewed the final act of donation.

## 6. Parties of Interest

The following parties have an interest in and/or are involved with this transaction:

LSU

Laurel Hill, LLC

The members of the Figge/Haygood family who own interests in Laurel Hill, LLC, including: Mrs. Frederic J. Figge II, Bolling C. Haygood, M.D., Mrs. Walker P. McVea and Mrs. Paul M. Haygood

## 7. Related Transactions

LSU expects to continue discussions with the family in hopes of eventually securing a donation of additional land and buildings adjacent to this site.



**8. Conflicts of Interest**

None.

**9. Exhibits**

- I. Transmittal Letter
- II. Property Diagram

**RESOLUTION**

**NOW, THEREFORE, BE IT RESOLVED** that the Board of Supervisors of Louisiana State University and Agricultural and Mechanical College authorizes F. King Alexander, in his capacity as President of LSU, or his designee, to accept the donation of the Laurel Hill House and other immovable property located in West Feliciana Parish, Louisiana from Laurel Hill, LLC, and to include in the acceptance of that donation such terms and conditions as he deems to be in the best interests of LSU.



---

## CAMPUS CORRESPONDENCE

---

**To:** F. King Alexander,  
President of LSU

**Date:** February 23, 2018

**Through:** Daniel T. Layzell, Executive Vice President for  
Finance & Administration/CFO

**Through:** Tony Lombardo, Associate Vice President  
Facility & Property Oversight

**From:** Patrick H. Martin, V, Assistant Vice President  
Real Estate, Public Partnerships, and Compliance

A handwritten signature in blue ink, appearing to read 'P. H. Martin, V', is written over the 'From:' field.

**Subject** **Board of Supervisors Agenda, March 16, 2018 Meeting**  
**Request from LSU A&M to Accept a Donation of Property at Laurel Hill in West**  
**Feliciania Parish, Louisiana**

LSU is requesting approval from the Board of Supervisors to accept a donation of the Laurel Hill House and surrounding land to be operated by the LSU Rural Life Museum as a historic house museum.

We request this be placed on the agenda for the Board's meeting scheduled for March 16, 2018.

Thank you.

**Copied:** Jane Cassidy, Senior Vice Provost

David Floyd, Director, LSU Rural Life Museum

# Laurel Hill Property

## Legend

Highway 61



Google Earth

© 2017 Google



400 ft



**Request from LSU A&M to Authorize the President to Execute a Lease for Construction of Alex Box Batting Cage Renovations and Additions with Tiger Athletic Foundation**

**To: Members of the Board of Supervisors**

**Date: March 16, 2018**

This is a significant board matter pursuant to the Board's Bylaws, Art. VII, Sec. 9:

A.3 Lease of immovable property

A.5(i) Any contract for construction or capital improvements on immovable property of the Board where the construction cost is projected to be greater than \$1 million

**1. Summary of Matter**

Tiger Athletic Foundation ("TAF") requests consideration and approval to lease the Alex Box Batting Cage Facility ("Building") adjacent to Alex Box Stadium and portions of the surrounding land to TAF for the purpose of permitting TAF to construct renovations and additions to the building including but not limited to: renovations to existing maintenance, locker and restroom areas of the Building; construction of additions to the Building consisting of a new weight room, nutrition area, player's locker room, training's office, training area, mezzanine, and maintenance areas; utility relocation; and, related site work (the "Work") at TAF's cost and in strict accordance with plans and specifications approved by LSU and applicable LSU policies and procedures.

The proposed lease would be effective as of June 1, 2018, and terminate on either August 31, 2019, or donation of the completed Work to LSU, whichever is earlier, unless extended upon written consent by the President of LSU.

**2. Review of Business Plan**

TAF has sufficient private contributions that may be used for the purpose of paying expenses incurred by TAF for design and construction of the Work and related expenses.

**3. Fiscal Impact**

The cost of constructing the Work, excluding soft costs and FF&E, is estimated at an amount not to exceed Two Million Dollars (\$2,000,000). The estimated cost of the Work may be increased only with the written consent of TAF and the LSU Representative. All costs and expenses shall be paid by TAF from private funds.

**4. Description of Competitive Process**

Based on approved construction drawings, qualified contractors will be asked to submit bids.

**5. Review of Legal Documents**

Before execution by the President, all legal documents will be reviewed by LSU for legal sufficiency and compliance with LSU policies, procedures and practices, including a shared commitment to supplier diversity. Pursuant to the terms of the attached Lease, the Board will grant to TAF and its contractors rights of access and use of LSU property for the sole purpose of performing the Work. Lease provisions include requirements that: construction must be at TAF's expense; contractors must be licensed in

Louisiana and provide labor and materials payment bonds for the full amount of the construction contract naming TAF and the Board as dual-obligees; unless waived by the LSU Representative, contractors must provide specific insurance in certain minimum amounts naming the Board and TAF as additional insureds; and, Plans and Specifications must be approved by the LSU Representative prior to commencement of construction.

## **6. Parties of Interest**

Board of Supervisors of Louisiana State University and Agricultural and Mechanical College (“Board”), Louisiana State University and Agricultural and Mechanical College (“LSU A&M”), and Tiger Athletic Foundation (“TAF”) are the primary parties of interest.

## **7. Related Transactions**

None.

## **8. Conflicts of Interest**

None.

## **ATTACHMENTS:**

- I. Draft Lease Agreement for Construction of Alex Box Batting Cage Renovations and Additions

## **RESOLUTION**

**NOW, THEREFORE, BE IT RESOLVED** that the Board of Supervisors of Louisiana State University and Agricultural and Mechanical College authorizes F. King Alexander, in his capacity as President of LSU, to execute a Lease to Tiger Athletic Foundation in order to facilitate construction of renovations and additions to the Alex Box Batting Cage Facility and to execute related agreements as may be reasonably necessary to facilitate the project;

**BE IT FURTHER RESOLVED** that the Board, pursuant to the Uniform Affiliation Agreement between it and the Tiger Athletic Foundation, finds an acceptable University purpose for Tiger Athletic Foundation to enter into the proposed Lease, and any related or ancillary contracts and agreements reasonably necessary for the project; and,

**BE IT FURTHER RESOLVED** that F. King Alexander, in his capacity as President of LSU, or his designee, is hereby authorized by and empowered for and on behalf of and in the name of the Board of Supervisors, to include in the Lease any and all provisions and stipulations that he deems in the best interest of the Board of Supervisors.

**LEASE AGREEMENT FOR CONSTRUCTION OF  
ALEX BOX BATTING CAGE RENOVATIONS AND ADDITIONS**

**THIS LEASE AGREEMENT FOR CONSTRUCTION OF ALEX BOX BATTING CAGE RENOVATIONS AND ADDITIONS** (herein "Lease") is entered into as of the dates indicated on the attached Acknowledgments, by and between,

**BOARD OF SUPERVISORS OF LOUISIANA STATE UNIVERSITY AND AGRICULTURAL AND MECHANICAL COLLEGE**, a public constitutional corporation organized and existing under the Constitution and laws of the State of Louisiana, domiciled in the Parish of East Baton Rouge, said State, appearing herein through, F. King Alexander, in his capacity as President of LSU, duly authorized and empowered by resolution of said Board of Supervisors (hereinafter referred to as "Board"),

and

**TIGER ATHLETIC FOUNDATION**, a Louisiana non-profit corporation organized and existing under the laws of the State of Louisiana, domiciled in the Parish of East Baton Rouge, herein appearing through and represented by Richard B. Perry, its duly authorized President and Chief Executive Officer (hereinafter referred to as "Foundation"),

provides as follows:

**WITNESSETH**

**WHEREAS**, Foundation is a private non-profit Louisiana corporation described in Section 501(c)(3) of the Internal Revenue Code of 1986, as amended, whose tax exempt purpose is to support the mission and programs of Louisiana State University and Agricultural and Mechanical College ("University"), a higher education institution under the management and supervision of Board;

**WHEREAS**, Louisiana Revised Statutes 17:3361, et seq., expressly authorizes Board to lease property to a nonprofit corporation such as Foundation for the purpose of constructing and renovating buildings, other structures and improvements;

**WHEREAS**, Board is the owner of the immovable property including but not limited to that certain existing building consisting of approximately 8,748 square feet known as the Alex Box Batting Cage Facility (“Building”) surrounding land and other improvements described on Exhibit “A” (the immovable property, Building and other improvements described on Exhibit “A” are sometimes collectively referred to as the “Land”);

**WHEREAS**, Foundation desires to lease the Land for the purpose of renovating and expanding the Building and making related improvements, all at Foundation’s expense and in accordance with design standards established by the Board and/or University, and Board desires to grant Foundation such a lease and limited rights of use and access in order to facilitate construction of such improvements; and,

**WHEREAS**, the improvements to be constructed by Foundation pursuant to the terms of this Lease will be donated by Foundation to Board upon completion of construction and acceptance by Board in accordance with the terms of this Lease;

**NOW THEREFORE**, in consideration of the mutual covenants, conditions and agreements which follow, the parties hereby agree as follows:

**CERTAIN TERMS DEFINED**

“**Applicable Laws**,” refers to all laws, statutes, rules, regulations, ordinances, building codes, resolutions and orders of any Governmental Authority, including but not limited to applicable rules, regulations and architectural standards of University and Board, applicable to the parties and substantially affecting the ability of the parties to meet their obligations hereunder; provided, however, that this definition shall not be interpreted as waiving protections granted to any party against future laws impairing the obligations of contracts between the parties and/or any third parties.

“**Architect**,” refers to any architect or other design professional, including their permitted successors and assigns, engaged by Foundation to perform architectural or design services with respect to any phase of the design and/or construction renovation of the Improvements or any substitute or successor architect or other design professional engaged by Foundation.

## ATTACHMENT I

**“Construction Contract,”** refers to one or more agreements for the construction of the Improvements entered into by and between the Foundation and the Contractor, including all amendments, modifications, exhibits, schedules, supplements and change orders to all such agreements.

**“Contractor,”** refers to the contractor or contractors selected by Foundation to construct the Improvements and their permitted successors and assigns.

**“Effective Date,”** refers to June 1, 2018, or the date upon which all of the following have occurred, whichever is later: (a) this Lease is executed and delivered by the parties hereto; (b) all necessary approvals of this Lease, as required by Applicable Laws, are obtained; and, (c) the final Plans and Specifications have been approved and a Notice to Proceed has been authorized and issued in accordance with the terms of this Lease, including but not limited to Section 4.1B.

**“Force Majeure,”** refers to any (a) act of God, lightning, hurricane, tornado, and other extraordinarily adverse and inclement weather, fire, explosion, flood, act of a public enemy, war, insurrection, riot or civil disturbance; (b) labor dispute, strike, work slow down or work stopped; and, (c) any other similar cause or similar event beyond the reasonable control of the Foundation.

**“Governmental Authorities,”** refers to any and all jurisdictions, entities, courts, boards, agencies, commissions, offices, divisions, subdivisions, departments, bodies or authorities of any nature whatsoever of any governmental unit (federal, state, county, parish, district, municipality, city or otherwise) whether now or hereafter in existence.

**“Improvements,”** refers to the construction of renovations and additions to the existing Alex Box Batting Cage Facility adjacent to the Alex Box Baseball Stadium and related improvements by Foundation to be made in accordance with the Plans and Specifications and the terms of this Lease, said renovations and additions including, but not limited to, the following: renovations to existing maintenance, locker and restroom areas of the Building; construction of additions to the Building consisting of a new weight room, nutrition area, player’s locker room, training’s office, training area, mezzanine, and maintenance areas; utility relocation; and, related site work.

**“LSU”** refers to the Board of Supervisors of Louisiana State University and Agricultural and Mechanical College, including the campus of the Board at which the Work is to be performed.

**“LSU Representative”**, refers to the President of LSU or the Executive Vice President for Finance and Administration and CFO of LSU acting as the President’s designee. With respect to matters involving construction and design, including, without limitation, approvals of Plans and Specifications, Construction Contracts, Change Orders, Notices to Proceed, Punch Lists, and Substantial Completion, the term LSU Representative shall refer to the LSU Associate Vice President for Facilities and Property Oversight.

**“LSU Rules and Regulations”** refers to all current and future rules, regulations, procedures and directives promulgated by or pursuant to authority granted to LSU.



“**LSU Construction Monitor**,” one or more persons designated and authorized from time to time by the Associate Vice President for Facilities and Property Oversight to monitor Foundation’s construction progress during the construction phase of the Improvements or any other Work who shall be either a licensed architect or a licensed engineer. The initial LSU Construction Monitor shall be LSU’s Director of Planning, Design and Construction.

“**Payment and Performance Bonds**,” refers to payment and performance bonds required in connection with performance of the Work and described in Section 4D of this Lease.

“**Plans and Specifications**,” refers to one or more sets of final plans and specifications, including any amendments thereto, for design of the Improvements, materials selection and method of construction for the construction of the Improvements and for all Work related thereto, which have been approved, in writing, by the LSU Representative.

“**Punch List**,” refers to a list prepared by the Architect and approved by the LSU Construction Monitor and the LSU Representative, which sets forth those items of Work to be completed following Substantial Completion, prior to final acceptance.

“**Substantial Completion**,” refers to the date or dates on which (a) the Architect has certified to Foundation that the Work (or, if approved by the LSU Construction Monitor and the LSU Representative, any portion of the Work) has been completed substantially in accordance with the Plans and Specifications, subject to customary punch list items remaining to be completed, (b) the LSU Construction Monitor and the LSU Representative have given written approval of the Architect's certificate, which approval shall not be unreasonably delayed, withheld or conditioned, and (c) governmental certificates and approvals required to allow beneficial use and occupancy of the Improvements by the University have been obtained, including, but not limited to, a Certificate of Occupancy (whether temporary or final if applicable) and State Fire Marshal approval.

“**Work**,” refers to all work and activities required to be undertaken by Foundation in order to design and construct the Improvements including, without limitation, the transportation and storage of materials, the securing of work sites and staging areas, the design, planning and construction of Facilities and all necessary utility placements, relocations, tie-ins and upgrades.

1.

**AGREEMENT TO LEASE**

For and in consideration of One Hundred (\$100) Dollars and other good and valuable consideration, Board hereby leases the Land to Foundation, and hereby grants to Foundation such rights of use and access as are necessary for Foundation to perform the Work. Unless otherwise agreed to in writing by Foundation and Board, this Lease, including all rights of use

and access for construction purposes, shall terminate upon the earlier of; (a) termination of this Lease in accordance with the provisions hereof; (b) donation of the Improvements to Board as provided for herein; or (c) August 31, 2019.

2.

**AGREEMENT TO CONSTRUCT AND DONATE IMPROVEMENTS**

Foundation agrees to construct the Improvements in accordance with the Plans and Specifications and to donate the Improvements to Board after completion of the Work. It is estimated that the total cost to construct the Improvements (excluding design and FF&E), will not exceed Two Million and 00/100 Dollars (\$2,000,000.00), all of which cost and expense shall be paid by Foundation from private donations. The amount estimated for costs and expense may be increased with the written consent of Foundation and the LSU Representative, subject to the requirements of Subsections 4.1.A and 4.1.J hereof.

3.

**USE OF PREMISES**

Foundation may use the Land only for construction of the Improvements. Foundation shall not use the Land for the sale, distribution, storage, transportation or handling of petroleum or other similar synthetic products. Foundation shall not make any use of the Land in violation of any Applicable Laws, and shall not permit any contamination or pollution on or about the Land or increase the fire or insurance hazard by any use thereof. Before beginning any Work on the Land, Foundation shall obtain any permits required by the State of Louisiana, the Parish of East Baton Rouge and the United States of America or any of their subdivisions or departments. Foundation shall not install or otherwise place storage tanks in or on the Land without the LSU Representative's prior written consent which, in addition to any other conditions required by the

LSU Representative, shall be subject to the condition that any such tanks shall be located on a concrete slab and shall be surrounded by a retaining wall that will retain the products stored in the tanks in the event of any spill, discharge, leak, overflow, or other release.

4.

**CONSTRUCTION**

4.1 At its sole cost and expense, Foundation shall construct the Improvements in a good and workmanlike manner, in accordance with the following provisions:

A. Plans and Specifications/Change Orders

At least thirty (30) days prior to commencement of any construction, proposed final plans and specifications approved by the LSU Construction Monitor shall be delivered to the LSU Representative for his review. The LSU Representative shall approve or disapprove such proposed final plans and specifications in writing within thirty (30) days of receipt thereof. Any request for change orders to the Plans and Specifications or to the Construction Contract shall be made to the LSU Representative, who shall approve or disapprove such request in writing within ten (10) working days of having received such request from the Foundation. Any change in work and materials relating to construction of the Improvements which either (1) materially alters the exterior appearance of the Improvements, or (2) materially alters the quality of materials or the interior appearance of any buildings forming part of the Improvements and costs more than Two Hundred Fifty Thousand and 00/100 Dollars (\$250,000.00), is subject to the prior review and approval of the LSU Representative, which approval shall not be unreasonably withheld, delayed or conditioned. Foundation shall notify the LSU Representative in writing of any such proposed changes in work or materials, and provide to the LSU Representative copies of the proposed changes, and the LSU Representative shall either approve or disapprove any such changes within seven (7) Business Days after receipt of such notice from Foundation. If the LSU Representative fails to respond within such seven (7) day period, it shall be deemed that LSU approves such changes. Notification to the LSU Representative shall include copies of proposed change orders approved by the Contractor, the Architect, the Foundation and the LSU Construction Monitor, and shall further include sufficient information for the LSU Representative to make a determination whether to approve or disapprove such

changes in the Work or materials. Complete copies of all final change orders shall be provided to the LSU Representative no later than the commencement of the Work represented by the change order, even if LSU Representative approval is not required. Changes in work or materials relating to construction of the Improvements not required to be submitted to the LSU Representative by this section shall be submitted in writing (unless written submission is waived by the LSU Construction Monitor) to and received by the LSU Construction Monitor who shall either approve or disapprove any such changes within two (2) Business Days after receipt of such request and copies of the proposed changes from Foundation. If the LSU Construction Monitor fails to respond within such two (2) Business Day period, it shall be deemed that he approves such changes.

No change order to the Construction Contract which materially and substantially deviates from the Construction Contract as originally approved shall be implemented without the prior written consent of the LSU Representative.

**B. Commencement and Completion of Work**

Unless delayed by Force Majeure, at its own expense, Foundation agrees to: (1) commence the Work on or before June 1, 2018, or within thirty (30) days after the LSU Representative has given written approval to the notice to proceed, whichever is later; and (2) make best reasonable efforts to achieve Substantial Completion of all Work on or before July 15, 2019, but in any event to complete all Work on or before August 31, 2019. No work shall commence until the LSU Representative has given written consent to the notice to proceed and written approval to the final proposed plans and specifications. The commencement and completion dates set forth herein may be extended by a written request issued by the Foundation and approved in writing by the LSU Representative.

**C. Construction Contract**

The Work shall be performed on behalf of Foundation pursuant to the terms of the Construction Contract. Foundation shall not enter into a proposed Construction Contract without

the prior written approval of the LSU Representative. The LSU Representative shall approve or disapprove the proposed final contract within ten (10) days of receipt from Foundation. Where appropriate, the Construction Contract and Payment and Performance Bonds shall be recorded properly with the Clerk of Court of East Baton Rouge Parish prior to commencement of the Work. Foundation shall include a liquidated damages clause acceptable to the LSU Representative in the proposed Construction Contract. Board and Foundation hereby acknowledge the following, and, to the extent practically and legally possible, the Construction Contract and all subcontracts entered into by the Contractor shall acknowledge expressly that they have been informed of the following:

- (i) The Work will be performed solely and exclusively for Foundation.
- (ii) Foundation is a separate legal entity from University and Board. It is not acting as agent for University or Board, and Foundation has no authority to obligate University or Board to any extent whatsoever.
- (iii) Neither Board nor the State of Louisiana shall be liable, directly or indirectly, for the payment of any sums whatsoever or for the performance of any other obligation whatsoever arising out of the Work performed pursuant to this Lease.
- (iv) Foundation has no ownership interest in the Land on which the Work will be performed. Any improvements placed on the Land shall become property of Board upon completion of the Work. The Work shall not give rise to any rights against the Land or Board.

(v) It is understood and agreed that the Board, its members, employees and agents including but not limited to the LSU Representative and the LSU Construction Monitor, shall owe no legal duty to or assume any liability or responsibility to any party as a result of or in connection with any consent, approval or review given or undertaken in connection with the Work. No party shall infer, based on any consent, approval or review given or undertaken by the Board, its members, employees and agents including but not limited to the LSU Representative and the LSU Construction Monitor, agreement with or endorsement of the particular matter at issue; rather, such consent, approval or review shall only be deemed to indicate “no objection” to the particular matter at issue.

D. Payment and Performance Bonds

Foundation shall require that the Contractor provide a performance and labor and materials payment bond(s) with a corporate surety authorized to do business in the State of Louisiana. Said bond(s) shall be for the greater of the full amount of the Contract Sum or the Guaranteed Maximum Price as defined and established in the Construction Contract. Both Foundation and Board shall be obligees under the bond(s).

E. Rights Concerning the Land During Construction

To the extent necessary, Foundation and the Contractor shall have the right to occupy and use the Land, with reasonable ingress to and egress from the Land, during the term of this Lease and, with the prior written consent of the LSU Construction Monitor, shall fence or block off that area of the Land necessary to perform the Work in a safe and secure manner. Except for unknown or unforeseen and unforeseeable defects, Foundation assumes all responsibility for the

condition of the Land during the term of this Lease. Foundation and the Contractor shall maintain Land and any improvement or construction thereon in a reasonably prudent manner at all times until the Work is accepted by the LSU Representative and donated to the Board. Board shall not be responsible for any maintenance or repairs to the Land or the Work during the term of this Lease. The LSU Construction Monitor and the LSU Representative and any other individuals authorized by the LSU Representative shall at all times have access to the Land and the exercise of all rights as owner except as otherwise provided herein, even those not specifically acknowledged herein. Foundation accepts the Land for the purposes herein outlined without any warranty of title or recourse whatsoever against Board.

F. Access over Adjoining Property during Construction

Board hereby grants to Foundation a servitude of access over and across such other property owned by Board only in so far as such is reasonably necessary in order for the Foundation to fulfill its obligations hereunder, provided, however, that (1) such access routes are approved in writing by the LSU Construction Monitor; and (2) Foundation shall not unreasonably interfere with Board's (or Board's lessee's) use of such other property.

G. LSU Rules and Regulations; Access During Construction

Foundation agrees that it will comply with all Board and University regulations, policies and mandates with regard to all contractors and personnel entering the Land for purposes of construction, which rules and regulations will be addressed at the pre-construction conference, and that it will secure, at its own expense, all necessary permits and licenses from all regulatory agencies or bodies. Foundation shall make these same requirements of the Contractor. At all times during construction, the LSU Construction Monitor, the LSU Representative and any individuals authorized by the LSU Representative shall have the right but not the obligation to

enter the Land and review the Work to determine that it is being performed in compliance with the Plans and Specifications and in a good and workmanlike manner.

H. Signage

Before erecting or placing any sign upon the Land or the Improvements, Foundation shall submit the design specifications of such sign to the LSU Construction Monitor for approval. Foundation may only erect or place signage hereunder if it has obtained the prior written approval of the University Construction Monitor.

I. Acceptance of Construction

Foundation and Board agree to work together to identify and facilitate completion of all warranty and punch list items within the first year following acceptance of the Work. Foundation will not accept any portion of the Work without the written approval of the LSU Representative. Board reserves the right to refuse to approve the acceptance of the Work unless monies equal to the value of the punch list deficiencies are withheld by the Foundation and designated for payment to the Contractor only upon completion of the punch list items. Upon donation of the Work, by Foundation to Board, Foundation hereby agrees that, to the extent allowed by law, Foundation will assign or transfer to Board its right to enforce actions against the Contractor and/or the Architect arising out of the Work; provided, however, Foundation shall continue to be obligated to complete the Punch List items. Final payment shall not be made to the Contractor until the LSU Representative agrees in writing that the Punch List items have been completed.

J. Funds for Construction

At the LSU Representative's request, prior to the commencement of the Work, Foundation shall satisfy the LSU Representative that the total amount of money needed to



complete the Work, has been collected or acquired by the Foundation and is dedicated to that use. At the LSU Representative's sole option, Foundation may be required to provide a letter of credit, a performance bond, or a dedicated escrow account to guarantee its performance.

K. On Site Construction Inspector

If in the LSU Representative's sole discretion it becomes necessary, Foundation at Foundation's expense shall hire an on-site construction inspector or clerk of the works for full time supervision of the Work.

L. Inspection and Survey

Foundation shall inspect the Land, and arrange for any necessary boundary surveys, topographical surveys, soil borings and other site investigations at its expense. Foundation accepts the Land in its present condition.

M. No Liens; Release of Recorded Liens

Foundation shall not suffer or permit any liens to be enforced against the Land or Board by reason of a failure to pay for any work, labor, services or materials supplied or claimed to have been supplied to Foundation or to anyone through or under the Foundation. If any such liens shall be recorded against the Land, Foundation shall cause the same to be released of record, or in the alternative, if the Foundation in good faith desires to contest the same, Foundation shall be privileged to do so, but in such case, Foundation shall promptly deposit with the Recorder of Mortgages of East Baton Rouge Parish a bond guaranteeing payment of any such liens and hereby agrees to indemnify, defend with an attorney of the LSU Representative's choice, and save Board harmless from all liability for damages occasioned thereby and shall, in the event of a judgment of foreclosure on said lien, cause the same to be discharged and released

prior to the execution of such judgment.

## 5.

### INSURANCE

5.1 Unless otherwise approved in writing by the LSU Representative, during the Work and prior to the donation of the Improvements to Board, Foundation shall maintain or require the Contractor to maintain the following:

#### A. Builder's Risk Insurance

Contractor shall provide an "All Risk" builder's risk insurance policy, including but not limited to fire and extended coverage insurance, vandalism and malicious mischief, for not less than one hundred (100%) percent of the full replacement value of the Work or property destroyed to protect against any damage or loss during the Work and until final donation of the Improvements to Board and acceptance thereof. This policy shall be taken out prior to commencement of construction and discontinue upon final acceptance by Board of the donation. It shall run in favor of Contractor, Foundation and Board, as their interests may appear. The coverage shall include the Architect's fee for work required and reconstruction following a loss during construction. Written evidence of such insurance shall be provided to the LSU Representative prior to commencement of the Work.

#### B. General Liability and Property Damage Insurance

Foundation and its contractors, before commencing any construction, shall procure such comprehensive liability and property damage insurance, including insurance for the operation of motor vehicles, which will cover Foundation's, Board's and the Architect's legal liability arising out of the construction performed by Foundation or any of its contractors or subcontractors and by anyone directly or indirectly employed by either of them, for claims for

damages for personal injury, including accidental death, as well as claims for property damage, including but not limited to damage to surrounding buildings, which may arise from operations for the construction of the Work, with minimum limits of liability of Two Million (\$2,000,000.00) dollars per occurrence and Five Million (\$5,000,000.00) dollars general aggregate. Foundation shall also require its contractors and subcontractors to have in full force and effect a policy of workmen's compensation and employer's liability insurance before proceeding with the construction under this Lease. Written evidence of such insurance shall be provided to the LSU Representative prior to commencement of the Work.

C. Architect's Design, Errors and Omissions

Upon execution of this Lease, Foundation shall provide the LSU Representative with evidence that the Architect has procured architect's design, errors and omissions insurance coverage for the Work in an amount acceptable to the LSU Representative, and Board shall be named as an additional insured on said policy.

5.2 Unless otherwise approved by the LSU Representative in writing, the following requirements shall be applicable to insurance policies and coverages required pursuant to the terms of this Lease:

A. Required Insurance Shall Be Primary

All insurance required hereby shall be primary as respects Board, its members, officers, employees and authorized agents. Any insurance or self-insurance maintained by the Louisiana Office of Risk Management and Board shall be excess and noncontributory of Foundation or any Contractors' insurance.

B. Failure to Comply With Reporting Requirements

Any failure of the Foundation or Contractor to comply with reporting requirements of a policy required hereby shall not affect coverage provided to Board, its members, officers, employees and authorized agents.

C. Application of Multiple Policies

The Foundation's and/or Contractor's insurance shall apply separately to each insured against whom a claim is made or suit is brought, except with respect to the policy limits.

D. No Release

Neither the acceptance of the completed Work nor the payment therefor shall release the Foundation or Contractor or insurer from applicable obligations of the insurance requirements or indemnification requirements set forth herein.

E. No Recourse

The insurance companies issuing the required policies shall have no recourse against Board for payment of premiums or for assessments under any form of the policies.

F. Excess Insurance

Excess umbrella insurance may be used to meet the minimum requirements for the general liability and automobile liability only.

G. Deductibles and SIR's

The Foundation and/or Contractor shall be responsible for all deductibles and self-insured retentions.

H. No Special Limitations

The coverage required hereunder shall contain no special limitations (e.g. limitations beyond those that are normal and customary based on the policy, coverage and

activity insured) on the scope of protection afforded to Board, its members, officers, employees and authorized agents.

I. Licensed Louisiana Insurers

All insurance shall be obtained through insurance companies duly licensed and authorized to do business in the State of Louisiana, which, to the extent available on commercially reasonable terms, bear a rating of A+:XV in the latest A. M. Best Co. ratings guide. If at any time an insurer issuing a policy hereunder does not meet the minimum A. M. Best Co. ratings, and such requirement has not been waived in writing by the LSU Representative, the Foundation and/or Contractor shall obtain a policy with an insurer that meets the A. M. Best Co., rating required and shall submit another Certificate of Insurance as required hereunder.

J. Occurrence Based Policies

All insurance required hereunder, with the exception of Architect's Design Errors and Omissions policies, shall be occurrence coverage. Except as specifically permitted herein, claims-made policies are not allowed.

K. Verification of Coverage

The Foundation shall furnish the LSU Representative with Certificates of Insurance reflecting proof of coverage required hereunder. The certificates for each insurance policy are to be signed by a person authorized by that insurer to bind coverage on its behalf. The certificates are to be received and approved by the LSU Representative before Work commences and upon any contract renewal thereafter. The LSU Representative reserves the right to request complete certified copies of all required insurance policies at any time. Said certificates and policies shall to the extent allowed by law provide at least a twenty (20) day written notification

to the LSU Representative prior to the cancellation thereof. Upon failure of the Foundation to furnish, deliver and maintain such insurance as provided herein, and expiration of any applicable cure period, then Board may, but shall not shall be obligated to, obtain said insurance on behalf of the Foundation at the Foundation's commercially reasonable cost and expense. Failure of the Foundation to purchase and/or maintain, either itself or through its contractor(s), any required insurance, shall not relieve the Foundation from any liability or indemnification hereunder.

L. Additional Insureds

The Foundation, Board and its members, officers, employees and authorized agents shall each be named as additional insureds on all policies required hereby.

M. Additional Insurance

The LSU Representative may review Foundation's required insurance as stated herein at the time of renewal of the policies or at the time of a material change, and the LSU Representative reserves the right to require reasonable additional limits or coverages to the extent available at commercially reasonable rates. Foundation agrees to comply with any such reasonable request by the LSU Representative or to allow reasonable changes or reductions in coverages.

N. Blanket Policies

If any blanket general insurance policy of Foundation complies with the requirements of this Lease, such insurance shall fulfill the requirements set forth herein.

O. Limitation on Liability

The insurance and other provisions of this Lease do not waive or abrogate, are not

intended to waive or abrogate, and shall not be interpreted to waive or abrogate the limitation on liability established under La. R.S. 13:5106 for Board.

**6.**

**DONATION OF IMPROVEMENTS AND TITLE TO IMPROVEMENTS**

6.1 Foundation agrees to donate the Improvements to Board after (a) final acceptance of all Work by Foundation and written approval by the LSU Representative of said final acceptance, and (b) the delivery to the LSU Representative of either (i) a clear lien certificate as to the Work, which certificate has been obtained from the proper parish clerk's office or (ii) evidence that any liens against the Improvements have been adequately bonded. Unless otherwise agreed to in writing by the LSU Representative and Foundation, the Work shall not be donated to Board until the events in both (a) and (b) of this paragraph have occurred; however, for good cause as determined by the LSU Representative in his sole discretion, the Work may be donated to Board following Substantial Completion subject to Foundation's obligation to satisfactorily complete any outstanding punch list items and satisfy any outstanding liens and payment obligations relating to the Work. If the Architect for the Work recommends final acceptance of the Work by Foundation, the LSU Representative shall not unreasonably refuse to approve final acceptance by Foundation. Unless otherwise agreed to in writing by the LSU Representative and Foundation, use and/or occupancy of the Improvements shall be prohibited until the Improvements have been donated by Foundation to Board.

6.2 Upon fulfillment of the conditions set forth in paragraph 6.1 (a) and 6.1 (b) hereof, the Improvements shall be donated to and title and ownership to said Improvements shall be transferred to and shall become owned by Board. Said donation shall occur concurrently with final fulfillment of the conditions set forth in paragraph 6.1 (a) and 6.1 (b), and, upon said

donation, Foundation shall have no further responsibilities, obligations or liabilities with regard to the completed Improvements, Land or the Work except as otherwise specifically set forth herein. Foundation shall bear the risk of loss with respect to the Improvements until acceptance of the donation by the LSU Representative; provided, however, Foundation's risk shall be limited to available insurance proceeds. Furthermore, prior to such donation, Foundation shall obtain guarantees and warranties from the contractor or contractors and suppliers of equipment, which guarantees and warranties shall be assigned to and shall run in favor of Board upon the donation of the Improvements, provided, however, Foundation itself shall make no warranty as to the condition of the Work. To the extent that such terms are available on commercially reasonable terms, guarantees and warranties for the construction and completion of the Improvements shall run from the later of (1) the fulfillment of the conditions set forth in paragraph 6.1 or (2) the full execution of the donation of the Improvements from the Foundation to Board or (3) occupancy for the purposes set forth herein (the "Warranty Commencement Date"), which warranties shall include but not be limited to the following items and periods if available:

- (a) For ten (10) years following the Warranty Commencement Date, all defects in materials and workmanship;
- (b) For ten (10) years following the Warranty Commencement Date, all plumbing, electrical, heating, cooling and ventilating systems; and
- (c) For the length of manufacturers' warranties, all appliances and equipment.

6.3 Upon fulfillment of the conditions set forth in Paragraph 6.1 hereof the parties agree to execute any and all documents necessary to effectuate the donation and the acceptance thereof on behalf of Board. The parties will record the donation and acceptance in the records of the parish in which Land is located.



6.4 Notwithstanding anything contained in this Lease, at all times Board shall have the absolute right to terminate this Lease on thirty (30) days' written notice to Foundation. Upon such termination either Board shall take title to the Improvements, or Board, at its option, may require Foundation to transfer all of its right, title and interest in this Lease, in any funds (subject to applicable donor restrictions and the terms of any valid and perfected liens, pledges and security interests) dedicated to complete the construction of the Improvements, and in the Improvements already constructed, to another non-profit corporation or entity which meets the requirements of La. R.S. 17:3390, which is acceptable to Board, and which accepts the obligations of the Foundation hereunder.

## 7.

### **INDEMNIFICATION**

7.1 Foundation, for itself and for its successors, assigns, agents, contractors, employees, invitees, customers and licensees, agrees to indemnify, defend and to hold Board harmless against any loss for damages or injuries that may be suffered by Board or by any person, including but not limited to Foundation's agents, contractors, employees, invitees and licensees, to the extent such loss arises out of or is related to the Work, except with respect to acts or omissions by Board's members, officers and employees unless said members, officers and employees are acting at the direction or request of the Foundation, and Foundation agrees to defend Board with an attorney of Board's choice in any legal action against it and pay in full and satisfy any claims, demands or judgments made or rendered against Board, and to reimburse Board for any legal expenses, including attorney's fees and court costs, which may be incurred by it in defense of any claim or legal action arising thereunder, but Foundation's costs and expenses incurred in fulfilling this indemnity and defense shall, to the extent allowed by

Applicable Laws, be limited to insurance proceeds which are available for this purpose.

7.2 To the extent allowed by Applicable Laws, Board, agrees to indemnify, defend and hold Foundation harmless against any loss for damages or injuries that may be suffered by Foundation or by any person including but not limited to Board's agents, contractors, employees, invitees, and licensees, except if any of such persons are acting at the direction or request of the Foundation, to the extent that such loss, damage or injuries arise out of or are related to the fault or negligence of Board, its members, employees, or officers, and Board agrees to defend Foundation in any legal actions against it and, to the extent allowed by law, pay in full and satisfy any claims, demands or judgments made or rendered against Foundation, and to reimburse Foundation for any legal expenses, including attorneys fees and court costs, which may be incurred by it in defense of any claim or legal action arising thereunder; provided, however, that Board's costs and expenses incurred in fulfilling this indemnity and defense shall be limited to proceeds from the Office of Risk Management which are available for this purpose.

**8.**

**TERMINATION**

This Lease shall terminate upon donation of the Improvements to Board and acceptance by Board of said donation as set forth in paragraph 6.1(a), 6.1(b) and 6.2 hereof, or at the latest on August 31, 2019. This Lease may be extended by written consent of both parties, which consent may be granted by the LSU Representative.

**9.**

**NOTICES**

All notices, demands and correspondence made necessary by the provisions of this Lease shall be deemed to be properly given, served and addressed, if and when sent by certified mail, return receipt requested, directed as follows:

Board: Board of Supervisors of  
Louisiana State University and  
Agricultural and Mechanical College  
Attention: F. King Alexander  
President of LSU  
3810 West Lakeshore Drive  
Baton Rouge, LA 70808

Foundation: Tiger Athletic Foundation  
Attention: Richard B. Perry, President and CEO  
Pete Maravich Assembly Center  
North Stadium Drive  
P.O. Box 711  
Baton Rouge, LA 70821

**10.**

**FOUNDATION DEFAULT**

10.1 Board may declare Foundation in default upon one or more of the following events:

A. Failure to Timely Commence or Complete.

Failure of Foundation to commence and/or complete the Work as set forth in this Lease, within the time frame allowed, unless such time period has been mutually extended in writing by the LSU Representative and Foundation unless such failure was caused by a Force Majeure, and which failure has continued for a period of thirty (30) days after receipt of written notice from the LSU Representative specifying such failure and requesting that it be remedied; or

B. Deviation From Approved Plans and Specifications.

A substantial deviation, unauthorized in writing by the LSU Representative, from

the plans and specifications for the Work approved by the LSU Representative, which deviation has continued for a period of thirty (30) days after receipt of written notice from the LSU Representative specifying such failure and requesting that it be remedied; or

C. Breach of Lease Covenants.

Failure of Foundation to observe or perform any other covenant, condition or obligation upon its part to be observed or performed under this Lease for a period of thirty (30) days after receipt of written notice specifying such failure and requesting that it be remedied; or

D. Taking of Improvements.

The taking by execution of the Improvements for the benefit of any person or entity other than Board; or

E. Involuntary Bankruptcy.

A court having jurisdiction shall enter an order for relief in any involuntary case commenced against Foundation, as debtor, under the Federal Bankruptcy Code, as now or hereafter constituted, or the entry of a decree or order by a court having jurisdiction in the premises appointing a custodian, receiver, liquidator, assignee, trustee, sequestration, or other similar official of or for Foundation or any substantial part of the properties of Foundation or ordering the winding up or liquidation of the affairs of Foundation, and the continuance of any such decree or order unstayed and in effect for a period of 90 consecutive days; or

F. Voluntary Bankruptcy.

The commencement by Foundation of a voluntary case under the Federal Bankruptcy Code, as now or hereafter constituted, or the consent or acquiescence by Foundation to the commencement of a case under such Code or to the appointment of or taking possession

by a custodian, receiver, liquidator, assignee, trustee, sequestration, or other similar official of or for Foundation or any substantial part of the properties of the Foundation; or

G. Abandonment of Project.

Foundation, after commencement of construction but prior to substantially completing construction of the Improvements, abandons (with no intent to continue) construction for a period of ninety (90) consecutive days, excluding delays caused by Force Majeure.

10.2 Whenever any event of default referred to in this section shall have occurred and be continuing and Foundation refuses or fails to take the reasonable and necessary remedial action to cure such default in the time period specified therefor, in addition to any other remedies herein or by law provided, Board shall have the right, without any further demand or notice, to declare this Lease terminated. In the event of the termination of this Lease, Foundation expressly waives any notice to vacate. Furthermore, in the event of the termination of this Lease during the Work, Board shall be the owner of all improvements made on or to the Land, provided, however, at Board's sole option and direction, in the event of the termination of this Lease during the Work, Foundation shall transfer any Improvements constructed pursuant to the Lease, its rights and obligations under this Lease and any funds (subject to applicable donor restrictions and the terms of any valid and perfected liens, pledges and security interests) Foundation has dedicated to complete the construction of the Improvements to another non-profit corporation or entity which meets the requirements of La. R.S. 17:3390 and which is acceptable to Board.

11.

**BOARD DEFAULT**

Foundation may declare Board in default upon the failure of Board to observe or perform any covenant, condition or agreement upon its part to be observed or performed under this Lease for a period of thirty (30) days after receipt of written notice specifying such failure and requesting that it be remedied. If the default be continuing and Board has not taken any action reasonably anticipated to cure such default, in addition to any other remedies herein or by law provided, Foundation shall have the right, without any further demand or notice to declare this Lease terminated and shall have no further obligation to perform any of the obligations of Foundation under this Lease.

**12.**

**MISCELLANEOUS**

12.1 Relationship of Parties.

Nothing contained herein shall be deemed or construed by the parties hereto, or by any third party, as creating the relationship of principal and agent, partners, joint venturers, or any other similar such relationship, between the parties hereto.

12.2 Attorneys Fees.

The prevailing party to the extent allowed by law shall be entitled to receive reimbursement for its reasonable attorneys' fees and costs of suit.

12.3 Louisiana Law to Apply.

This Lease shall be construed under and in accordance with the laws of the State of Louisiana, and all obligations of the parties created hereunder are performable in East Baton Rouge Parish, Louisiana.

12.4 Nonwaiver.

No waiver by Board or Foundation of a breach of any of the covenants, conditions, or restrictions of this Lease shall constitute a waiver of any subsequent breach of any of the covenants, conditions, or restrictions of this Lease. The failure of Board or Foundation to insist in any one or more cases upon the strict performance of any of the covenants of the Lease, or to exercise any option herein contained, shall not be construed as a waiver or relinquishment for the future of such covenant or option. No waiver, change, modification or discharge by Board or Foundation of any provision of this Lease shall be deemed to have been made or shall be effective unless expressed in writing and signed by the parties hereto.

12.5 Severability.

If any clause or provision of this Lease is illegal, invalid or unenforceable under present or future laws effective during the term of this Lease, then and in that event, it is the intention of the parties hereto that the remainder of this Lease shall not be affected thereby.

12.6 Authorization.

By execution of this Lease, Foundation and Board each represent to the other that they are entities validly existing, duly constituted and in good standing under the laws of the jurisdiction in which they were formed and in which they presently conduct business; that all acts necessary to permit them to enter into and be bound by this Lease have been taken and performed; and that the persons signing this Lease on their behalf have due authorization to do so.

12.7 Use of Name, Logos or Marks.

Neither party shall make use of the other party's name, logo or marks without its

prior written consent.

12.8 Amendment.

No amendment, modification, or alteration of the terms of this Lease shall be binding unless made in writing, dated on or subsequent to the date hereof and duly executed by the parties hereto.

12.9 Assignment and Mortgage.

Foundation shall not assign this Lease or any part hereof without the prior written consent of the LSU Representative, and any attempt of assignment without the prior written consent of the LSU Representative shall be null and void as to Board. Furthermore, Foundation may not mortgage or encumber its rights in or arising out of this Lease or any rights it has or might have in the Land, the Improvements or the Work without the prior written consent of the LSU Representative, and any attempt to mortgage or encumber without the prior written consent of the LSU Representative shall be null and void as to Board.

12.10 Books, Records and Audit.

The books, accounts and records of Foundation which pertain directly to the Work and construction of the Improvements shall be maintained at the principal office of Foundation. Board may at its option and at its own expense during customary business hours, conduct internal audits of the books, bank accounts, records and accounts of Foundation and its contractor(s) to the extent necessary to verify compliance with this Lease or insofar as said books, bank accounts, records and accounts directly relate to Foundation's performance of its obligations under this Lease. Audits may be made on either a continuous or periodic basis or both and may be conducted by employees of Board, by independent auditors retained by Board



to conduct such audit, or by the Louisiana Legislative Auditor, but any and all such audits shall be conducted without materially or unreasonably or unnecessarily interrupting or interfering with the normal conduct of business affairs of the Foundation.

12.11 Successors and Assigns.

All of the covenants, agreements, terms and conditions to be observed and performed by the parties hereto shall be applicable to and binding upon their respective successors and assigns including any successor by merger or consolidation of University or Board into another educational institution or governing body.

12.12 Notice of Lease.

Foundation agrees not to record this Lease. At the Foundation's request, the parties will execute a Notice of Lease for recording in the records of East Baton Rouge Parish, and the cost of recording will be borne by Foundation.

12.13 LSU Representative.

In addition to any other individuals specifically authorized in writing by the President of LSU System to act as the LSU Representative, the LSU Associate Vice President for Facility and Property Oversight is hereby authorized to act as the LSU Representative. It is understood and agreed that the Board, its members, employees and agents including but not limited to the LSU Representative and the LSU Construction Monitor, shall owe no legal duty to or assume any liability or responsibility to any party as a result of or in connection with any consent, approval or review given or undertaken in connection with this Lease or the Work. No party shall infer, based on any consent, approval or review given or undertaken by the Board, its members, employees and agents including but not limited to the LSU Representative and the

LSU Construction Monitor, agreement with or endorsement of the particular matter at issue; rather, such consent, approval or review shall only be deemed to indicate “no objection” to the particular matter at issue.

12.14 Oversight By Division of Administration Office of Facility Planning and Control (“OFPC”). Design and construction of the Improvements is subject to oversight by OFPC in accordance with La. R. S. 17:3361 (A) (2), and such oversight includes, but is not limited to (a) the right to review and approve plans and specifications prior to commencement of construction and to require changes to conform to Applicable Laws, including space and quality standards, and (b) the right to conduct periodic inspections during construction to ensure that all work is being performed in compliance with the OFPC approved Plans and Specifications.

12.15 Entire Agreement.

This Lease, together with the exhibits attached hereto, contain the final and entire agreement between the parties hereto with respect to the Land and contain all of the terms and conditions agreed upon with respect to the Land, and no other agreements, oral or otherwise, regarding the subject matter of this Lease shall be deemed to exist or to bind the parties hereto; it being the intent of the parties that neither shall be bound by any term, condition, or representations not herein written.

IN WITNESS WHEREOF, the parties hereto have executed this Lease as of the

dates indicated on the attached Acknowledgments.

WITNESSES:

**BOARD OF SUPERVISORS OF LOUISIANA  
STATE UNIVERSITY AND AGRICULTURAL  
AND MECHANICAL COLLEGE**

\_\_\_\_\_

By: \_\_\_\_\_  
F. King Alexander  
President of LSU

\_\_\_\_\_

**TIGER ATHLETIC FOUNDATION**

\_\_\_\_\_

By: \_\_\_\_\_  
Richard B. Perry, President and CEO

\_\_\_\_\_

STATE OF LOUISIANA

PARISH OF EAST BATON ROUGE

ACKNOWLEDGMENT

**BE IT KNOWN** that on this \_\_\_\_\_ day of \_\_\_\_\_, 2018, before me, the undersigned Notary Public, duly commissioned and qualified in and for the above Parish and State, and in the presence of the undersigned competent witnesses, personally came and appeared F. King Alexander, appearing herein in his capacity as President of LSU, and appearing on behalf of the Board of Supervisors of Louisiana State University and Agricultural and Mechanical College, a public constitutional corporation organized and existing under the laws of the State of Louisiana, who, being by me first duly sworn, declared and acknowledged to me, Notary, that he executed the above and foregoing instrument on behalf of said corporation with full authority of its Board of Supervisors and that said instrument is the free act and deed of said corporation and was executed for the uses, purposes and benefits therein expressed.

**IN TESTIMONY WHEREOF**, Appearer has executed this acknowledgment in the presence of the undersigned competent witnesses and me, Notary, after due reading of the whole.

WITNESSES:

\_\_\_\_\_  
\_\_\_\_\_

\_\_\_\_\_  
F. King Alexander  
President of LSU

\_\_\_\_\_  
NOTARY PUBLIC

STATE OF LOUISIANA

PARISH OF EAST BATON ROUGE

**ACKNOWLEDGMENT**

**BE IT KNOWN** that on this \_\_\_\_ day of \_\_\_\_\_, 2018, before me, the undersigned Notary Public, duly commissioned and qualified in and for the above Parish and State, and in the presence of the undersigned competent witnesses, personally came and appeared Richard B. Perry, appearing herein in his capacity as President and Chief Executive Officer of Tiger Athletic Foundation, a charitable organization, who, being by me and first duly sworn, declared and acknowledged to me, Notary, that he executed the above and foregoing instrument on behalf of said corporation with full authority of its Board of Directors and that said instrument is the free act and deed of said Foundation and was executed for the uses, purposes and benefits therein expressed.

**IN TESTIMONY WHEREOF**, Appearer has executed this acknowledgment in the presence of the undersigned competent witnesses and me, Notary, after due reading of the whole.

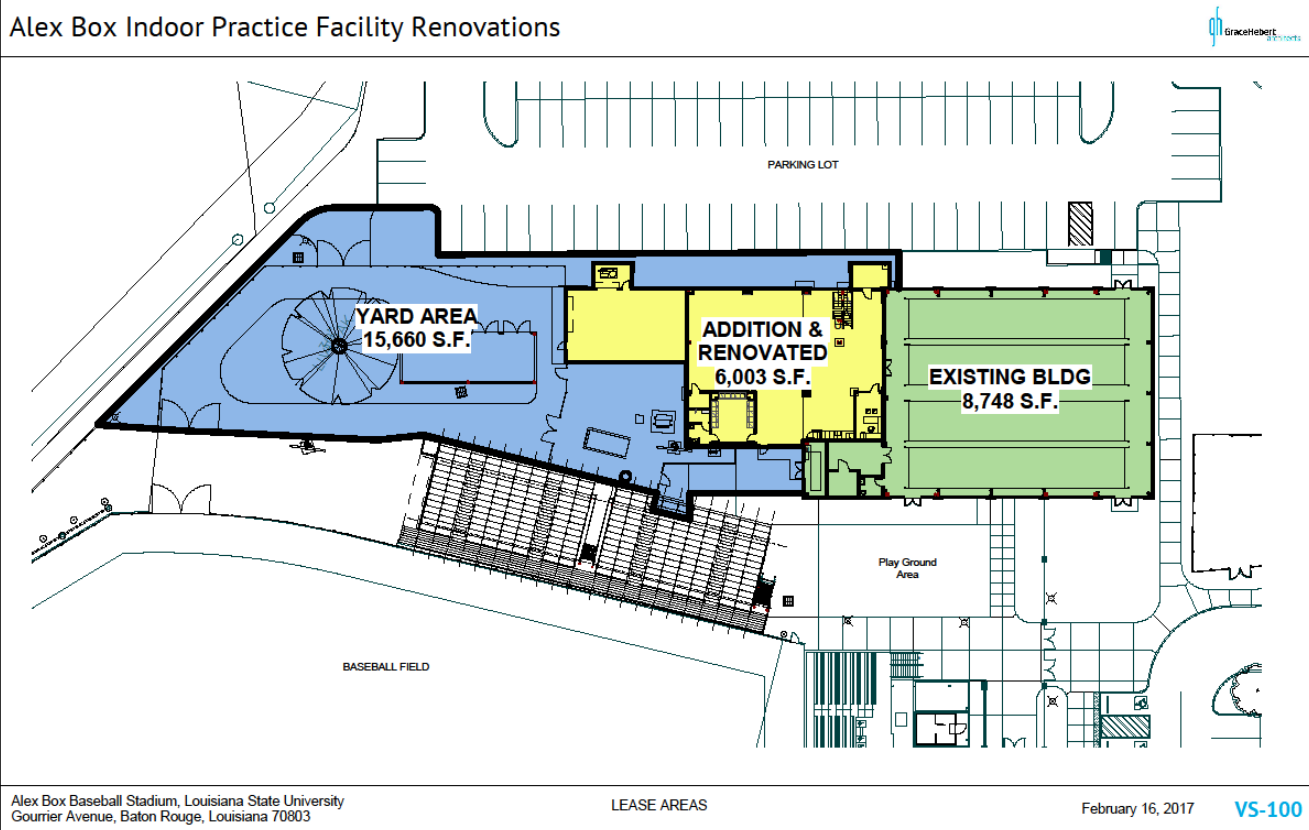
WITNESSES:

\_\_\_\_\_  
\_\_\_\_\_

\_\_\_\_\_  
Richard B. Perry, President and CEO

\_\_\_\_\_  
NOTARY PUBLIC

**EXHIBIT "A"**  
**PROPERTY DESCRIPTION**





**Request from LSU A&M to Approve the Schematic Design of the LSU  
Alex Box Batting Cage Renovations and Additions**

**To: Members of the Board of Supervisors**

**Date: March 16, 2018**

This is a significant board matter pursuant to the Board's Bylaws, Art. VII, Sec. 9:

A.6. Schematic Designs: Exterior elevations of new buildings and of renovations or construction projects that significantly alter the appearance of the exterior of the building or other physical structures, where the construction cost is anticipated to exceed \$1 million.

**1. Summary of the Matter**

It is recommended to approve the submitted schematic design for the above referenced project prepared by the design consultant, GraceHebert Architects.

The schematic design was approved by the University Architect and the University's Facility Design and Development Committee at their March 9, 2017 meeting.

**2. Review of Business Plan**

N/A

**3. Fiscal Impact**

N/A.

**4. Description of Competitive Process**

N/A.

**5. Review of Legal Documents**

N/A

**6. Parties of Interest**

N/A

**7. Related Transactions**

N/A

**8. Conflicts of Interest**

None.

## **ATTACHMENTS**

- I. Memo to LSU President F. King Alexander
- II. Schematic Design (Site Plan & the Exterior Elevations)

## **RESOLUTION**

**NOW, THEREFORE, BE IT RESOLVED** that the Board of Supervisors of Louisiana State University and Agricultural and Mechanical College does hereby approve the exterior elevations for the LSU Alex Box Batting Cage Renovations and Additions.





# PLANNING, DESIGN & CONSTRUCTION

FINANCE & ADMINISTRATION

February 20, 2018

**To:** F. King Alexander,  
President

**Through:** Daniel T. Layzell,   
Executive Vice President, Finance & Administration/CFO

**Through:** Tony Lombardo, Associate Vice President   
Facility & Property Oversight

**Through:** Danny Mahaffey, Assistant Vice President/University Architect   
Facility & Property Oversight

**From:** Roger Husser, Assistant Vice President   
Planning, Design & Construction

**Subject** **Board of Supervisors Agenda, March 16, 2018 Meeting**  
**LSU Alex Box Batting Cage Renovations and Additions, Schematic Design**

The LSU Alex Box Batting Cage Renovations and Additions project is in the schematic design phase of development. The schematic design requires approval by the Board of Supervisors to assure campus development is in accordance with adopted design standards. It is therefore requested that this project be placed on the agenda for the March 16, 2018, meeting of the Board of Supervisors.

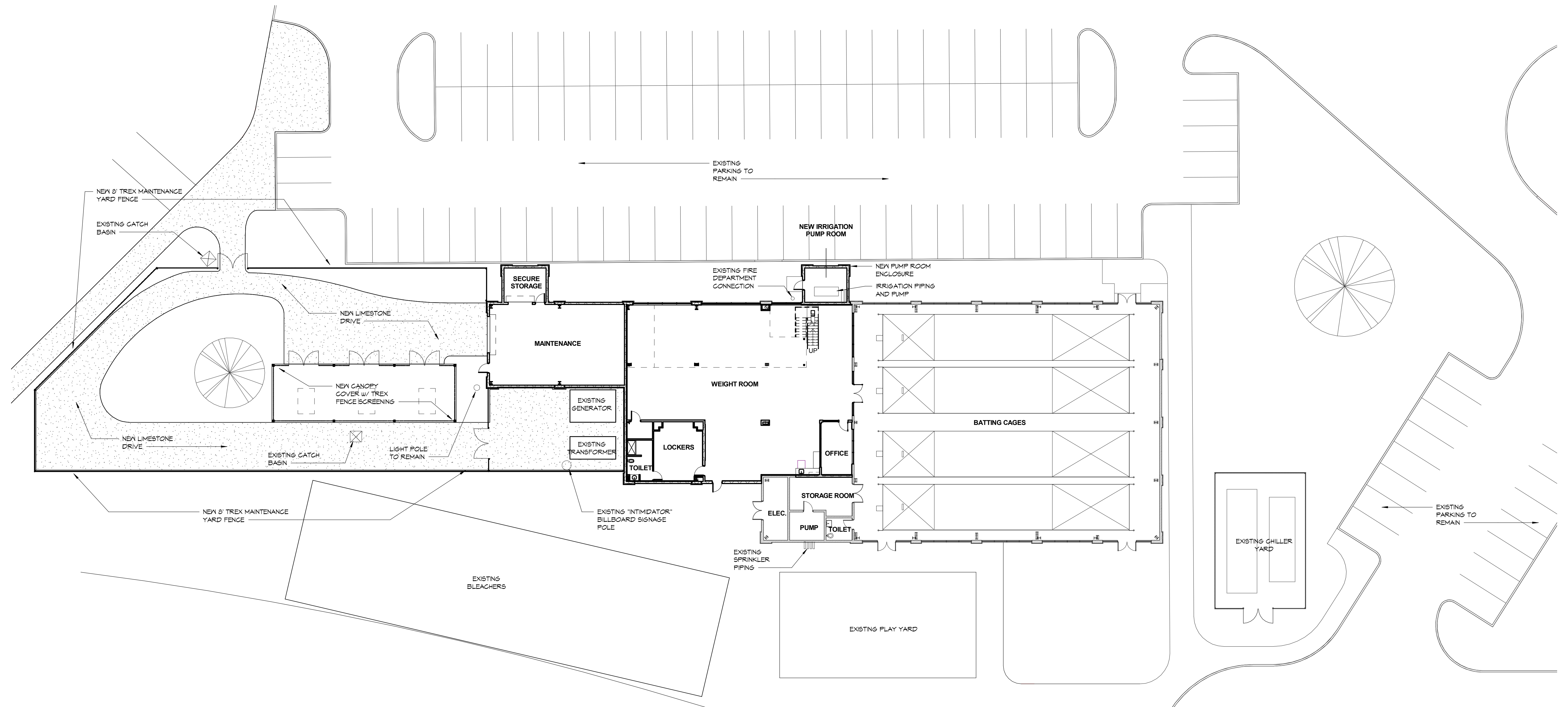
The project was approved by the University Architect and the Facilities Design and Development Committee (FDDC) at its meeting on March 9, 2017. Enclosed are copies of reduced images of the planned additions and a representative of the LSU Athletic Department will attend the meeting to make the presentation to the Board of Supervisors.

Funding for the project is being provided by the LSU Athletic Department.

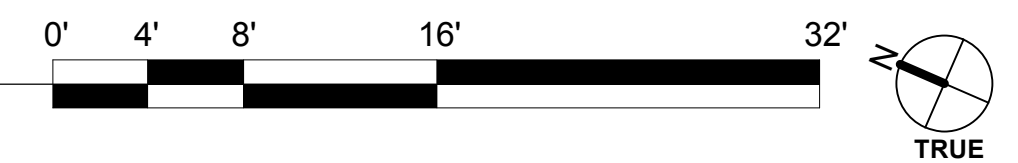


**Exterior View**

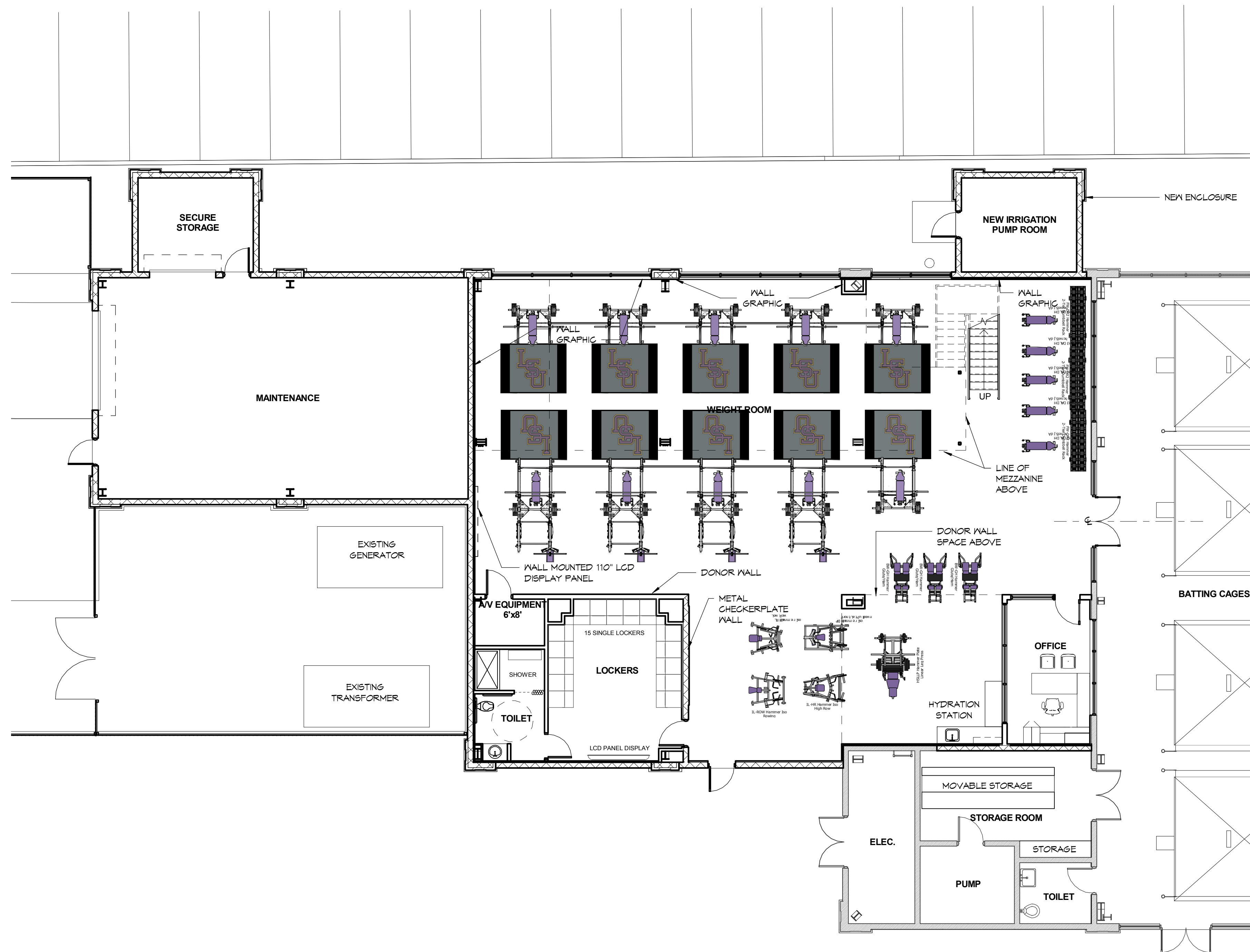
# LSU Alex Box Batting Cage Renovations & Additions



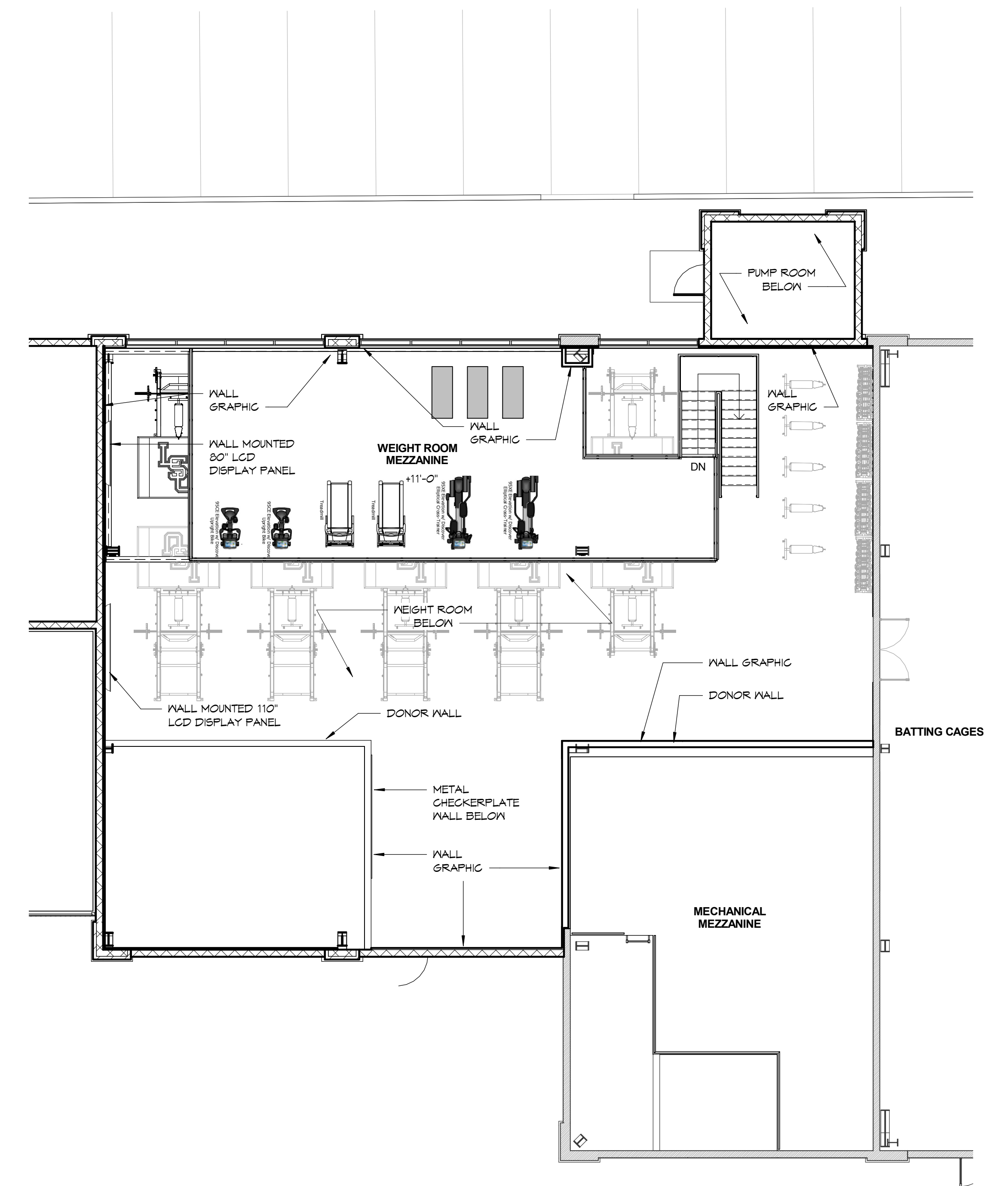
1 Schematic Architectural Site Plan  
1/16" = 1'-0"



# LSU Alex Box Batting Cage Renovations & Additions



1 Floor Plan  
1/8" = 1'-0"



2 Mezzanine Plan  
1/8" = 1'-0"



Interior View



**Request from LSU A&M to Authorize the President to Determine an Acceptable University Purpose for Purchase by the LSU Real Estate & Facilities Foundation of Property Near Campus Borders**

**To: Members of the Board of Supervisors**

**Date: March 16, 2018**

This is a significant board matter pursuant to the Board's Bylaws, Art. VII, Sec. 9:

A.2 Transfer of Title to Immovable Property

**1. Summary of Matter**

LSU regularly reviews opportunities to acquire property near the edge of its campus. Acquiring such property can provide significant benefits to the LSU campus community and also enhance the safety and security of our students, faculty, and staff.

Frequently, property of this nature comes available on short notice, offered by sellers who may choose between competing buyers in part based on which buyer can close the deal most quickly. The extended time inherent in seeking full Board approval for this type of property acquisition can result in the loss of the ability to acquire such property at a reasonable price.

The properties acquired may not always be intended for direct use by LSU, but may instead best serve the LSU community by being leased to private sector commercial developers, with LSU having significant input or control over the types of tenants locating on properties next to campus to ensure that such tenants have benefit for the University. Part of the mission of the LSU Real Estate & Facilities Foundation (REFF) is to manage this type of commercial development on behalf of the University (e.g., Nicholson Gateway Development retail tenants).

Under the Uniform Affiliation Agreement, the Board must find an Acceptable University Purpose for REFF to purchase immovable property for these purposes. This resolution is to delegate to the President (as provided for in section 6.3 of the Uniform Affiliation Agreement) authority to determine the Acceptable University Purpose for REFF to acquire any immovable property located within one-half mile of the campus boundary line. Before exercising this authority with regard to any particular piece of property, the President will consult with the Chair, Chair-Elect, the chair of the Property & Facilities Committee, and the chair of the Finance, Infrastructure, and Core Development Committee of the Board.

LSU does not intend for REFF to acquire large areas of property under this authority. It is aimed at giving LSU and REFF authority to purchase specific, targeted properties in a strategic manner to positively influence the overall development of the community immediately adjacent to the LSU campus.

**2. Review of Business Plan**

LSU staff will work with REFF staff and real estate professionals to identify opportunities to acquire property suitable for these purposes as they come on the market. Where LSU and REFF agree an acquisition would make sense, REFF would formally request that the President find an Acceptable University Purpose to acquire that specific piece of property. The President would consult with the Board

leadership and, if approved, REFF would then acquire the property using its own funds. No University funds would be used in these transactions.

In some cases, it will be the intent of LSU and REFF that LSU will ultimately purchase the land, at appraised fair market value, from REFF. In those cases, formal approval of the Board will be sought at the appropriate time.

### **3. Fiscal Impact**

This resolution does not target any particular individual property transaction, but is intended to give the President and REFF general authority going forward to move quickly to acquire property when the opportunity arises.

### **4. Description of Competitive Process**

Property will be purchased by REFF at whatever price is negotiated between REFF and the private seller. If LSU subsequently seeks to acquire such property from REFF, it would only be at the appraised fair market value after securing all necessary Board approvals.

### **5. Review of Legal Documents**

Appropriate outside counsel will review all related transactions made by REFF. The University's Office of General Counsel will review any subsequent transactions between LSU and REFF regarding such properties.

### **6. Parties of Interest**

LSU  
LSU Real Estate & Facilities Foundation

### **7. Related Transactions**

None.

### **8. Conflicts of Interest**

None.

## **ATTACHMENTS**

- I. Transmittal Memo

## **RESOLUTION**

**NOW, THEREFORE, BE IT RESOLVED** that the Board of Supervisors of Louisiana State University and Agricultural and Mechanical College hereby authorizes Dr. F. King Alexander, President of Louisiana State University, or his designee to determine if an Acceptable University Purpose exists, for purposes of the Uniform Affiliation Agreement, for the LSU Real Estate and Facilities Foundation to purchase or otherwise acquire immovable property located within one-half mile of any property boundary of the flagship campus, provided that:

1. Before making such a determination, the President shall consult with the Chair, the Chair-Elect, the chair of the Property and Facilities Committee, and the chair of the Finance, Infrastructure, and Core Development Committee of the Board regarding the proposed property transaction;
2. This authorization shall not extend to the purchase of immovable property where the purchase price is greater than \$2 million; and
3. This authorization shall not be construed as a commitment, formal or informal, by the Board to purchase or acquire any such property from REFF in the future.





---

## CAMPUS CORRESPONDENCE

---

**To:** F. King Alexander,  
President of LSU

**Date:** February 23, 2018

**Through:** Daniel T. Layzell, Executive Vice President for  
Finance & Administration/CFO

**Through:** Tony Lombardo, Associate Vice President  
Facility & Property Oversight

**From:** Patrick H. Martin, V, Assistant Vice President  
Real Estate, Public Partnerships, and Compliance

A handwritten signature in blue ink, appearing to read 'P. H. Martin, V', is written over the 'From:' field.

**Subject** **Board of Supervisors Agenda, March 16, 2018 Meeting**  
**Request from LSU A&M to Authorize the President to Determine an Acceptable**  
**University Purpose for Purchase by REFF of Property Near Campus Borders**

LSU is requesting that the Board of Supervisors delegate to the President the authority to find an Acceptable University Purpose for the LSU Real Estate & Facilities Foundation to Purchase Immovable Property within one-half mile of existing LSU property boundaries.

We request this be placed on the agenda for the Board's meeting scheduled for March 16, 2018.

Thank you.

**Copied:** Jimmy Maurin, Chair  
Real Estate & Facilities Foundation

Bryan Benchoff, President & CEO  
LSU Foundation



**Request from LSUHSC-NO to Authorize the President to Determine an Acceptable University Purpose for Purchase by the LSU Health Foundation New Orleans of Property Near Campus Boundaries**

**To: Members of the Board of Supervisors**

**Date: March 16, 2018**

This is a significant board matter pursuant to the

Board's Bylaws, Art. VII, Sec. 9:

A.2 Transfer of Title to Immovable Property

**1. Summary of Matter**

The LSU Health Science Center – New Orleans (“LSUHSC-NO”) regularly reviews opportunities to acquire property near the edge of its campus in New Orleans. Acquiring such property can provide significant benefits to LSUHSC-NO and also enhance the safety and security of our students, faculty, and staff. With the expected redevelopment of the former Charity Hospital building and other changes to the medical district in New Orleans, it is anticipated that there will be an active property market near the LSUHSC-NO campus.

Frequently, property of this nature comes available on short notice, offered by sellers who may choose between competing buyers in part based on which buyer can close the deal most quickly. The extended time inherent in seeking full Board approval for this type of property acquisition can result in the loss of the ability to acquire such property at a reasonable price.

The property is not always intended to be directly used by LSUHSC-NO, but may best serve the campus community by being leased to private sector commercial developers, with LSUHSC-NO having significant input or control over the types of tenants locating on that property right next to the campus. In some instances, this property may be developed by private developers for university-related purposes, such as providing student housing, or operating medical offices. LSUHSC-NO has occasionally used the LSU Health Foundation New Orleans (“Foundation”) to acquire such property.

Under the Uniform Affiliation Agreement, the Board must find an Acceptable University Purpose for the Foundation to purchase immovable property for these purposes. This resolution is to delegate to the President (as provided for in section 6.3 of the Uniform Affiliation Agreement) authority to determine the Acceptable University Purpose for the Foundation to acquire any immovable property located within one half mile of the campus boundary line. Before exercising this authority with regard to any particular piece of property, the President will notify the Chair, Chair-Elect, the chair of the Property & Facilities Committee, and the chair of the Finance, Infrastructure, and Core Development Committee of the Board.

LSUHSC-NO does not intend for the LSU Health Foundation New Orleans to acquire large areas of property under this authority. It is aimed at giving LSUHSC-NO and the Foundation authority to purchase specific, targeted properties that will assist LSUHSC-NO and the Foundation to positively influence the overall development of the community immediately adjacent to campus.

## **2. Review of Business Plan**

LSU and LSUHSC-NO staff will work with Foundation staff and real estate professionals to identify opportunities to acquire property suitable for these purposes as they come on the market. Where LSU, LSUHSC-NO, and the Foundation agree an acquisition would make sense, the Foundation would formally request that the President find an Acceptable University Purpose to acquire that specific piece of property. The President would consult with the Board leadership and, if they approve, the LSU Health Foundation New Orleans would then acquire the property using its own funds. No University funds would be used in these transactions.

In some cases, it will be the intent of LSU, LSUHSC-NO, and the Foundation that LSUHSC-NO will ultimately purchase the land, at appraised fair market value, from the Foundation. In those cases, formal approval of the Board will be sought at the appropriate time.

## **3. Fiscal Impact**

This resolution does not target any particular individual transaction, but is intended to give the President and LSU Health Foundation New Orleans general authority to move quickly to acquire property when the opportunity arises.

## **4. Description of Competitive Process**

Property will be purchased by the Foundation at whatever price it negotiates with the private seller. If LSUHSC-NO subsequently seeks to acquire such property from the Foundation, it would only be at the appraised fair market value after securing all necessary Board approvals.

## **5. Review of Legal Documents**

Appropriate outside counsel will review all related transactions made by the Foundation. The University's Office of General Counsel will review any subsequent transactions between LSUHSC-NO and the Foundation.

## **6. Parties of Interest**

LSU  
LSU Health Science Center – New Orleans  
LSU Health Foundation New Orleans

## **7. Related Transactions**

None.

## **8. Conflicts of Interest**

None.

## **ATTACHMENTS**

- I. Transmittal Memo

## **RESOLUTION**

**NOW, THEREFORE, BE IT RESOLVED** that the Board of Supervisors of Louisiana State University and Agricultural and Mechanical College hereby authorizes Dr. F. King Alexander, President of Louisiana State University, or his designee to determine if an Acceptable University Purpose exists, for purposes of the Uniform Affiliation Agreement, for the LSU Health Foundation New Orleans to purchase or otherwise acquire immovable property located within one-half mile of any property boundary of the LSUHSC-NO campus, provided that:

1. Before making such a determination the President shall consult with the Chair, the Chair-Elect, the chair of the Property and Facilities Committee, and the chair of the Finance, Infrastructure, and Core Development Committee of the Board regarding the proposed property transaction;
2. This authorization shall not extend to the purchase of immovable property where the purchase price is greater than \$2 million; and
3. This authorization shall not be construed as a commitment, formal or informal, by the Board to purchase or acquire any such property from the LSU Health Foundation New Orleans in the future.



---

**CAMPUS CORRESPONDENCE**

---

**To:** F. King Alexander,  
President of LSU

**Date:** February 23, 2018

**Through:** Daniel T. Layzell, Executive Vice President for  
Finance & Administration/CFO

**Through:** Tony Lombardo, Associate Vice President  
Facility & Property Oversight

**From:** Patrick H. Martin, V, Assistant Vice President  
Real Estate, Public Partnerships, and Compliance

A handwritten signature in blue ink, appearing to read 'P. H. Martin, V', is written over the 'From:' field.

**Subject** **Board of Supervisors Agenda, March 16, 2018 Meeting**  
**Request from LSUHSC-NO to Authorize the President to Determine an Acceptable**  
**University Purpose for Purchase by the LSU Health Foundation of Property Near**  
**LSUHSC-NO Borders**

LSUHSC-NO is requesting that the Board of Supervisors delegate to the President the authority to find an Acceptable University Purpose for the LSU Health Foundation to Purchase Immovable Property within one-half mile of existing LSUHSC-NO property boundaries.

We request this be placed on the agenda for the Board's meeting scheduled for March 16, 2018.

Thank you.

**Copied:** Larry Hollier, Chancellor  
LSU Health Sciences Center – New Orleans

Matt Altier, President & CEO  
LSU Health Foundation



**Request from LSU Alexandria to Approve Proposed Employment Contract with Larry M. Cordaro, Head Coach Men’s Basketball**

**To: Members of the Board of Supervisors**

**Date: March 16, 2018**

Pursuant to Article VII, Section 9 of the Bylaws of the Louisiana State University Board of Supervisors, this matter is a significant board matter.

A.11.b. Appointments and all other personnel actions relating to Head Coaches and Athletic Directors.

**1. Summary of the Matter**

This resolution seeks approval of the proposed employment contract for Larry M. Cordaro, Head Coach Men’s Basketball. The key terms of his proposed contract are summarized below:

		Proposed Year 1		Proposed Year 2		Notes
<i>Basic</i>	Term	7/1/2018	6/30/2019	7/1/2019	6/30/2020	a
	Base Salary Year 1		\$ 70,000		\$ 75,000	a
<i>Incentive</i>	Post-Season (max) Per Year		\$ 2,000		\$ 2,000	b
	Coach of the Year Per year		\$ 1,500		\$ 1,500	b
	Academic (max) Per Year		\$ 500		\$ 500	b
	Community Outreach Per Year		\$ 500		\$ 500	b
<b>Total Certain Compensation</b>			<b>\$ 70,000</b>		<b>\$ 75,000</b>	c

Notes:

- a. Coach Cordaro’s proposed contractual start date is July 1, 2018. LSUA agrees to pay Cordaro a base salary of \$70,000 for the period of July 2018 - June 2019, increasing to \$75,000 for the period of July 2019 - June 2020.
- b. Per Coach Cordaro’s contract, he will receive set amounts for team achievements and for reaching post-season goals.
- c. Total Certain Compensation includes all compensation which the coach is contractually guaranteed to receive annually. It does not include the value of any incentive or fringe benefits although the Coach may receive various amounts of compensation every year for post season competition, academic incentives or other incentives.

**2. Review of Business Plan**

Not applicable.

**3. Fiscal Impact**

The Athletic Department currently expects that all funds relating to this employment contract will be paid from revenues generated by the Athletic Department. It is not expected that any foundation dollars will be needed to provide for any supplemental compensation. No state general fund or tuition dollars are used.

#### **4. Review of Documents Related to Referenced Matter**

The Office of General Counsel and the Office of Human Resource Management at LSU Alexandria have reviewed the proposed contract.

#### **ATTACHMENTS**

- I. Employment Contract: Larry M. Cordaro, Head Coach Men's Basketball

#### **RECOMMENDATION:**

Based on the recommendations of the Chancellor and Athletic Director, it is recommended that the Board authorize the President to sign the proposed employment agreement with Larry M. Cordaro, Head Coach Men's Basketball.

#### **RESOLUTION**

**NOW, THEREFORE, BE IT RESOLVED** that the Board of Supervisors of Louisiana State University and Agricultural & Mechanical College authorizes Dr. F. King Alexander, President, or his designee, to sign the employment agreement of Head Coach Larry M. Cordaro as described in this item, and to include in such contracts any terms and conditions as he, in consultation with the General Counsel, deems to be in the best interests of LSU.

STATE OF LOUISIANA

PARISH OF RAPIDES

**EMPLOYMENT AGREEMENT**

This Employment Agreement (“Agreement”) is made and entered into as of this 1<sup>st</sup> day of July 2018, by and between BOARD OF SUPERVISORS OF LOUISIANA STATE UNIVERSITY “LSU” a body existing under the Constitution and laws of the State of Louisiana, LOUISIANA STATE UNIVERSITY OF ALEXANDRIA (“LSUA”) herein represented by Guiyou Huang, its duly authorized Chancellor, and Larry M. Cordaro (“COACH”):

1. **Definitions.** For purposes of this Agreement, the following terms shall have the meaning as shown:

- a. “LSUA”: The campus of LSUA which is located in Alexandria, Louisiana.
- b. “Chancellor”: The Chancellor of LSUA
- c. “Athletic Director”” The Director of Athletics at LSUA.
- d. “Base Salary Amount:” The annual sum indicated per contract year in Section 5.
- e. “Start Date:” July 1, 2018
- f. “End Date:” June 30, 2020
- g. “Program”: The intercollegiate Men’s Basketball program at LSUA.
- h. “Team”: The intercollege athletic team which is a part of the Program

2. **Employment.** LSUA does hereby employ COACH as Head Coach of the Team.

COACH will report directly to the Athletic Director and through the Athletic Director to the Chancellor. COACH will be responsible for the Program at LSUA. It is the goal of the parties that COACH will serve in such position throughout the term of this



Agreement. It is understood, however, that LSUA retains the right to reassign COACH to other positions within LSUA with different duties without penalty during the term of this Agreement, provided that COACH will not be assigned to any position which is not consistent with COACH's education and training. COACH hereby agrees to accept such employment and devote full-time attention to the performance of the duties herein.

3. **Duties and Responsibilities**. As head coach of the team, COACH's duties and responsibilities shall include the following, all subject to law, LSUA policy, and the directives, input, and advice of the President and the Athletic Director.
  - a. Administering, managing, and leading the Program in an effort professionally appropriate and competent manner;
  - b. Administering, managing, and leading the Program in an effort to effectively compete in the National Association of Intercollegiate Athletics (NAIA) play;
  - c. Hiring and managing the assistant coaches and other staff necessary and appropriate to assist COACH in meeting the responsibilities herein;
  - d. Directing the program, including management of staff, budget, and other resources;
  - e. Being reasonably knowledgeable, with reasonable assistance of LSUA, of: (i) applicable federal and state laws governing intercollegiate athletics; and (ii) all governing constitutions, bylaws, rules, policies, interpretations and regulations of the NAIA, the Red River Athletic Conference (RRAC), LSUA, and any other conference or organization of which LSUA is or becomes a member during the term of this agreement; all hereinafter collectively referred to as "**Governing Athletics Regulations**";

- f. Assuring and monitoring compliance with Governing Athletics Regulations by COACH and all student athlete members of the Team, assistant coaches, other Program staff members, and other individuals under or subject to COACH's direct control, authority, or supervision;
- g. Promptly reporting any violation of Governing Athletics Regulations to the Athletic Director;
- h. Cooperating fully in any investigations of possible NAIA violations conducted or authorized by LSUA or the NAIA at any time;
- i. Reasonably observing, respecting, and promoting the principles of institutional control in the program;
- j. Reasonably understanding, observing, and upholding LSUA's reasonable, written academic standards, requirements, and policies, and reasonably promoting an environment in which admissions, financial aid, academic services for student athletes, and recruiting can be conducted consistently with LSUA's mission (provided said mission is reasonable and communicate to COACH in writing);
- k. Using reasonable and good faith personal efforts to cultivate and maintain effective relations with the Board of Supervisors, affiliated foundations, conferences, institutional alumni, the media, the public, students, faculty, staff, and friends of LSUA;
- l. Using reasonable efforts to exercise due care and supervision to provide that all student athletes, assistant coaches, other program staff members, and other individuals under or subject to COACH'S control, authority, or supervision

comply with all Governing Athletics Regulations and act in accordance with the high moral, ethical, and academic standards of the program and LSUA;

- m. Using reasonable efforts to promote the goal of LSA, that every student athlete obtain a baccalaureate degree, and reasonably cooperating with academic counselors or similar persons designated by LSUA to assist student athletes and the faculty and administrators of LSUA in connection with the academic pursuits of student athletes;
  - n. Performing these duties at all times in a manner consistent with good sportsmanship and in accordance with the high moral, ethical, and academic standards of the department of athletics and LSUA;
  - o. Performing all other reasonable duties customarily performed by head coaches in Team's sport of commensurate rank serving other NAIA member institutions
4. **Term.** The term (the "Term") of this Agreement shall be for a definite term, commencing on the Start Date and ending on the End Date unless terminated sooner in accordance with Section 11 of this Agreement. This Agreement will automatically be renewed for an additional period of one year effective the day after the End Date and each anniversary thereof unless the Agreement has been terminated pursuant to Section 11 or written notice of non-renewal has been given by either party at least 30 days before End Date.
5. **Base Salary.** LSUA agrees to pay COACH the following annual amounts, each in twelve (12) equal monthly installments:
- a. **Fiscal Year 2019 (starting July 2018, ending June 2019):** \$70,000
  - b. **Fiscal Year 2020 (starting July 2019, ending June 2020):** \$75,000
6. **Supplemental Compensation.** NONE.
7. **Incentive Compensation.**

a. **Post-Season Incentive Compensation.** In the event the Team meets the items outlined below, LSUA agrees to pay COACH for Post-Season Incentive Compensation as additional compensation for the extra services required of COACH in the preparation for and participation in post-season play. The additional sum or sums, if payable, shall be considered earned on the date(s) services are provided for each game at which a post-season goal is attained (or, for RRAC Regular Season Champion, the date of the last RRAC game in Team's sport played by any RRAC team during the regular season) and shall be paid within sixty (60) days following the final post-season game in which the Team participates. This Post-Season Incentive Compensation shall be in the amounts and for meeting the goals set forth below. Post-Season Incentive Compensation may be payable from affiliated foundation funds, subject to approval of LSUA and the foundation. To be eligible for such compensation, COACH must provide additional services required in the preparation for and participation in post-season play and must be employed by LSUA as of the date on which the incentives are earned.

i. **Red River Athletic Conference Regular Season Championship**

Five Hundred and No/100 dollars (\$500)

ii. **Red River Athletic Conference Tournament Championship**

Five Hundred and No/100 dollars (\$500)

iii. **National Association of Intercollegiate Athletics National Tournament**

Two Hundred and No/100 dollars (\$200) per win, maximum of One Thousand and No/100 dollars (\$1,000)

b. **Academic Incentive Compensation.** In the event the cumulative Grade Point Average (GPA) of all members of the Team meets or exceeds a 2.8 mark for the Fall and Spring semesters combined in any one contract year, LSUA agrees to pay COACH additional compensation in the amount of Five Hundred and No/100 dollars (\$500) per contract year. The additional compensation, if payable, shall be considered earned on the date on which the GPA for LSUA is released while COACH is employed at LSUA and shall be paid within sixty (60) days of such date. Academic Incentive Compensation may be payable from affiliated foundation funds, subject to approval of LSUA and the foundation. To be eligible for such compensation, COACH must be employed by LSUA as of the date on which the incentives are earned.

c. **Coach of the Year Compensation.** In the event COACH is named “Coach of the Year” by any of the organizations outlined below, LSUA agrees to pay COACH for Coach of the Year Compensation. The additional compensation, if payable, shall be considered earned on the date on which the organization naming COACH as “Coach of the Year” announces such while COACH is employed at LSUA and shall be paid within sixty (60) days of such date. Coach of the Year Compensation may be payable from affiliated foundation funds, subject to approval of LSUA and the foundation. To be eligible for such compensation, COACH must be employed by LSUA as of the date on which the incentives are earned.

i. **Red River Athletic Conference, Louisiana Sports Writers’ Association, Louisiana Basketball Coaches’ Association** – Five Hundred and No/100 dollars (\$500)

NOTE: This incentive may be achieved a maximum of one (1) time by receiving award from any

one of the three (3) organizations listed. Receiving award from two or more of the organizations listed will result in incentive being payable to COACH only one (1) time.

ii. **National Association of Intercollegiate Athletics** – One Thousand and No/100 dollars (\$1,000)

d. **Community Outreach Incentive Compensation.** In the event the Program performs and documents a minimum of three (3) community service projects in any one contract year, LSUA agrees to pay COACH additional compensation in the amount of Five Hundred and No/100 dollars (\$500) per contract year. The additional compensation, if payable, shall be considered earned on the date on which the third (3<sup>rd</sup>) project is documented while COACH is employed at LSUA and shall be paid within sixty (60) days of such date. Community Outreach Incentive Compensation may be payable from affiliated foundation funds, subject to approval of LSUA and the foundation. To be eligible for such compensation, COACH must be employed by LSUA as of the date on which the incentives are earned.

8. **Retirement and Fringe Benefits.** COACH shall be entitled to participate in the retirement and fringe benefit programs available to all unclassified professional LSUA employees, with contributions and benefit amounts (including state retirement benefits) based only upon the Base Salary Amount and any Post-Season Incentive Compensation. During the term of this Agreement and in accordance with applicable LSUA policy and applicable law, COACH will also receive the following benefits, part or all of which may be payable from affiliated foundation funds, subject to approval of LSUA in the foundation.

a. As part of any third-party apparel and or equipment related contract with LSUA, coaching acknowledges and agrees that TEAM may be provided and/or allocated apparel and/or equipment from and by LSUA, which apparel and equipment shall be used

exclusively and solely by COACH in the furtherance of COACH's employment duties and team related activities as applicable to coach his employment with LSUA.

- b. Other customary, reasonable and related employee benefits to be provided by foundations affiliated with LSUA, as authorized by the Chancellor after review by the LSU System General Counsel and a determination that such benefits are in compliance with LSU policy in the Louisiana Code of Ethics.

9. **Additional Revenue.**

Subject to the limitations imposed by this Section and compliance with applicable laws and Governing Athletics Regulations, if any, and LSU's PM-11, COACH may earn or receive other revenue ("Additional Revenue") while employed by LSU, including sponsoring or working with sports camps or clinics, provided, however, that COACH shall obtain prior written approval from Athletic Director or Chancellor, which approval shall not be unreasonably withheld, before engaging in any commercial or private venture, including the use of COACH's name by any commercial, public or private entity. LSUA does not guarantee any amount of Additional Revenue.

10. **Sports Camps.** COACH, subject to Governing Athletics Regulations, may operate or work at sports camps/clinics at LSUA. LSUA does not guarantee or provide any supplemental compensation or additional revenue from operation of sports camps/clinics. COACH shall not be permitted to sell, assign, lease, donate or otherwise transfer any ownership, assets or interests in such camps or clinic to any other person or entity, without the prior written approval of the Chancellor.

11. **Assignment and Retirement Benefits.**

- a. **Assignment.** To the extent permitted by law, COACH may require LSUA to contract with a separate legal entity, whether under the control of COACH or not, for the performance of any services by COACH required or authorized under Sections 6 (Supplemental Compensation, if any) and 10 (Sports Camps). The form of the contract shall be subject to approval of LSUA, which approval shall not be unreasonably withheld.
- b. **Retirement Benefits.** Regardless of whether the services are performed directly for LSUA or through contract with a separate legal entity, whether such entity is under the control of COACH or not, sums paid or authorized under section 6 (Supplemental Compensation, if any), 7.B (Academic Incentive Compensation), 8 (Fringe Benefits), 9 (Additional Revenue), and 10 (Sports Camps) of this Agreement shall be considered “Base Pay”, “earn compensation,” or “earnable compensation” as such terms are defined in the Louisiana Revised Statutes 11:403 and 11:701, or other applicable Louisiana retirement laws, and shall not be included as compensation for the purpose of computation of retirement benefits. Only the Base Salary Amount and any Postseason Incentive Compensation earned pursuant to section 7.A shall be considered for the purpose of computation of retirement benefits.

12. **Termination.** This Agreement may be terminated by the parties as follows:

- a. **Termination by LSUA for Cause.** This Agreement may be terminated for “cause” by LSUA, acting through the Chancellor, at any time prior to its expiration, upon written notice to COACH. In the event of termination for cause, COACH’s Base Salary Amount, Supplemental Compensation (if any), and all



other compensation and benefits provided for in this Agreement shall terminate on the termination date, and LSUA shall not thereafter be liable to COACH for any sums or damages other than compensation earned prior to the termination date. The termination date shall be the date on which notice of termination is given, or on such later date as may be set forth by LSUA in the notice of termination.

For purposes of this Section, “cause” for termination shall be defined as

- (1) Committing a material and substantial violation (including repeated secondary violations) of Governing Athletics Regulations, or failing to promptly report any such violation by another person to the Athletic Director
- (2) Commission of a material and substantial violation of Governing Athletics Regulations involving any aspect of the Program by any other person if either: (i) the violation occurs or continues to occur after COACH knew or had constructive knowledge that it was about to occur or was occurring, or (ii) COACH failed to establish and maintain reasonable policies and procedures, or to follow reasonable policies and procedures established in writing by the Athletic Department for the Program to prevent violations of Governing Athletics Regulations from occurring and to detect promptly any such violations which may occur;
- (3) Committing or being convicted of either: (i) any felony; or (ii) any misdemeanor involving gambling, drugs, or alcohol;
- (4) Engaging in serious misconduct which either: (i) displays a continual, serious disrespect or continual, serious disregard for the mission of LSUA; (ii) brings COACH into substantial public repute sufficient to materially impair COACH’s

ability to perform the obligations contained herein without material adverse impact on the Team or Program; or (iii) constitutes moral turpitude or breaches the high moral and ethical standards applicable to COACH as a visible representative of LSUA;

- (5) Unreasonably refusing or repeatedly failing to perform any duties imposed upon COACH herein (including, but not limited to, those duties set forth in Section 3 of this Agreement), or failing to perform the same to the best of COACH's reasonable ability, after written notice to COACH of LSUA's reasonable expectation;
- (6) Knowingly committing material or repeated significant violations of any provision of this Agreement, provided said initial violation are not cured within ten (10) days of COACH's receipt of written notice of the same;
- (7) Prolonged absence from LSUA without its consent, which will not unreasonably be withheld;
- (8) (i) Intentionally or with reckless disregard for the truth committing fraud in the performance of any duties and responsibilities herein, including, but not limited to, fraud in the preparation, falsification, or alteration of documents or records of LSUA, the NAIA, or the RRAC, or documents or records pertaining to any recruit or student athlete, including without limitation transcripts, eligibility forms, and compliance reports; or (ii) counseling, instructing, encouraging, or knowingly permitting any other person to commit such fraud;
- (9) (i) Failing to respond reasonably accurately and fully within a reasonable time to any reasonable requests or inquiry relating to the performance of any duties herein

or at any prior employment at any other institution of higher learning propounded by LSUA, the NAIA, the RRAC, or any other governing body having supervision over the athletic programs of LSUA or such other institution of higher education, or required by law or Governing Athletics Regulations; or (ii) counseling, instructing, encouraging, or knowingly and intentionally permitting any other person to fail to so respond;

(10) (i) Participating in any gambling, bookmaking, wagering, or betting involving any athletic contest whether by soliciting, placing, or accepting a bet or wager or through a bookmaker, a pool, or any other method of gambling; or (ii) counseling, instructing, encouraging, or knowingly and intentionally permitting any student athlete, assistant coach, or other individual under or subject to COACH's control, authority, or supervision to participate in such activity;

(11) (i) Furnishing any information or data, other than information or data provided to the general public through press conferences, news releases, and the like, relating in any manner to any intercollegiate sport or to any student athlete to any individual whom COACH knows (or has constructive knowledge) to be a gambler, better, or bookmaker, or an agent of any such person; or (ii) counseling, instructing, or encouraging any student athlete, assistant coach, or other individual under COACH's control, authority or supervision to furnish such information or data;

(12) Using or consuming alcoholic beverages or controlled substances, steroids, or other drugs or chemicals to such degree and for such appreciable period as to substantially impair COACH's ability to perform the duties herein;

- (13) Selling, purchasing, using, or possessing any controlled substances, steroids, or other drugs or chemicals, the sale, purchase, use or possession of which by COACH is prohibited by law or Governing Athletic Rules. The provisions of this subsection do not prohibit the use or possession of substances or drugs lawfully prescribed by a healthcare provider, and used in accordance therewith.
- (14) Knowingly encouraging or permitting the sale, purchase, use, or possession by any student athlete, assistance coach, or other individual under COACH's control, authority, or supervision of any controlled substances, steroids, or other drugs or chemicals, the sale, purchase, use, or possession of which by such person is prohibited by law or Governing Athletic Rules;
- (15) (i) Failing reasonably to cooperate in the investigation and enforcement of Governing Athletic Regulations; or (ii) counseling, instructing, or encouraging any other person to fail to cooperate in such investigation and enforcement;
- (16) Subject to any right of administrative appeal permitted or granted to COACH by the NAIA or RRAC, the making or rendition of a finding or determination by the NAIA, RRAC, or any commission, committee, council, or tribunal of the same, of any major or repetitive violations by COACH of NAIA or RRAC rules, or of any such major or repetitive violations by others under the direct supervision of COACH which were knowingly and intentionally permitted, encouraged, or condoned by COACH, or about which violations COACH knew or should have known (constructive knowledge), and should have acted reasonably to prevent, limit, or mitigate (it is recognized that this sub-section includes findings or

determinations of violations during employment of COACH at any other institution of higher education); or

- (17) Failing to report promptly to the Athletic Director any violations of Governing Athletics Regulations involving the Team of which COACH has actual knowledge.

Any judgment as to whether the criteria contained in this section have been met shall not be made arbitrarily or capriciously by LSUA. Prior to termination for cause, COACH: (i) shall be provided with written notice of contemplated termination and a statement of the grounds and facts in support thereof; and (ii) shall have five calendar days from receipt of such notice to make a written request for a hearing on the contemplated action. A hearing will be held by the President or his designee(s), and at the hearing COACH shall have the right to counsel and to present the testimony of witnesses and other reliable evidence. The procedures shall conform to, and evidence may be considered, consistent with federal and state due process standards for such hearings.

All compensation, including salary, benefits, and other remuneration set forth in this Agreement incidental to COACH's employment, cease upon termination, other than compensation owed COACH for services performed by COACH prior to termination.

**b. Termination by LSU without Cause.**

- (1) LSU shall have the right to terminate this Agreement without cause upon written notice to COACH. In such event LSUA will pay COACH liquidated damages, in

lieu of any and all other remedies or equitable relief as detailed below. In the event of termination by LSUA without cause, COACH's Base Salary, Supplemental Compensation (if any), Fringe Benefits, and all other compensation and benefits provided for in this Agreement shall terminate on the termination date, and LSUA shall not thereafter be liable to COACH for any sums or damages other than the liquidated damages provided for herein and any compensation earned pursuant to this Agreement prior to the termination date. The termination date shall be the date on which notice of termination is given, or on such later date as may be set forth by LSU in the notice of termination.

- (2) Liquidated damages under this Section 12.B will be the Base Salary per year for the remaining term of this Agreement, including any extended term. A partial year shall be pro-rated. Liquidated damages under this Section 12.B will be paid in equal monthly installments over a period of time equal to the amount of time then remaining in the term of this Agreement, including any extended term.
- (3) In the event of termination by LSUA without cause the amount of liquidated damages owed by LSUA under this Section 12.B shall be reduced and extinguished by and to the extent of any compensation COACH earns, receives, or is entitled to receive from the termination date until LSUA's obligations pursuant to this Section 12.B to COACH terminates or ceases to exist. COACH shall exercise due diligence and good faith in seeking other athletically-related employment. In the event COACH obtains such other employment COACH will notify LSU and provide any and all documentation requested by LSU to

determine the amount of compensation received by COACH and the amount of offset due to LSU.

- (4) The parties have bargained for this liquidated damages provision, giving consideration to the following. This is a contract for personal services. The parties recognize that termination of this Agreement by LSUA prior to its expiration by lapse of term would cause COACH to lose the salary, supplemental compensation, fringe benefits, certain other LSU-provided benefits, and possibly other income and benefits provided by third parties, which damages are impossible to determine with certainty. As such, the damages to be suffered by COACH in the event of a termination of this Agreement by LSUA without cause are difficult to presently and accurately estimate. In addition, the parties expressly agree that all liquidated damages herein are not in any way a penalty.

**c. Termination by COACH Without Cause.**

- (1) COACH shall have the right to terminate this Agreement without cause upon thirty days written notice to LSUA. In the event COACH terminates this Agreement without cause, COACH will pay LSUA liquidated damages, in lieu of any and all other legal remedies or equitable relief. In the event of termination by COACH without cause, COACH's Base Salary, Supplemental Compensation (if any), Fringe Benefits, and all other compensation and benefits provided for in this Agreement shall terminate on the termination date which shall be no later than thirty days after the written notice is provided to LSUA (unless otherwise mutually agreed by LSUA and COACH), and LSUA shall not thereafter be

reliable to COACH for any sums or damages other than any compensation earned pursuant to this Agreement prior to the termination date.

- (2) Liquidated damages under this Section 12.C shall be zero 0% percent of all remaining guaranteed Base Salary and Supplemental Compensation due under the Agreement on the termination date. EMPLOYEE shall have the option to pay such amount in a lump sum or in equal monthly installments over a period of time equal to the amount of time then remaining in the Agreement, including any extended term. EMPLOYEE must notify LSUA in writing of the payment option he elects on or before the date the first monthly installment would be due. If EMPLOYEE elects the lump sum option, payment in full shall be due on or before sixty (60) days after the termination date. If EMPLOYEE elects to pay in monthly installments, each installment shall be due on or before the last day of each remaining month in the Agreement.
- (3) Liquidated damages under this Section 12.C may be waived, in the sole discretion of the Chancellor, if COACH is not in breach of any provision of this Agreement and LSUA determines that such a waiver would serve the best interest of LSUA, considering factors such as, but not limited to, COACH's length of service with LSUA, whether COACH is taking another athletically-related job, the impact the timing of COACH's notice has on the Team (whether it is given before, during, or after the Team's season and recruiting period), COACH's ability and willingness to assist LSUA if requested during any transition period (such as during post-season play after giving notice at the end of the regular season), ease of recruiting



a replacement for COACH, and the impact requiring the payment of liquidated damages would have on recruiting and retaining other similarly-situated coaches.

- (4) The parties have bargained for this liquidated damages provision, giving consideration to the following. This is a contract for personal services. The parties recognize that termination of this Agreement by COACH prior to its expiration by lapse of term would cause LSUA to incur administrative, recruiting, and resettlements costs and loss of ticket revenues, which damages are impossible to determine with any certainty.
- (5) Unless notice of termination under this Section 12 has been given by either party, neither COACH nor COACH's agent shall, under any circumstances, discuss or negotiate directly or indirectly prospective employment with any other institution of higher education, professional athletic team, or other athletically-related (including media and sports marketing) prospective employer without giving at least 24 hours prior written notice to the Chancellor and the Athletic Director.

**d. Suspension or Other Disciplinary Action.**

- (1) In lieu of termination for cause, and apart from any rights it may have under Section 12.A, LSUA may impose disciplinary sanctions less severe than termination upon COACH, up to and including suspension or leave without pay for a period no longer than ninety (90) days for any act or omission which would be grounds for termination for cause. Imposition of such sanctions shall be at the discretion of LSUA, which shall not be exercised arbitrarily or capriciously.
- (2) LSUA may suspend COACH for an indefinite period during any investigation by LSUA, another governmental entity, or the NAIA or RRAC to determine whether

COACH has violated any laws or Governing Athletic Regulations. During such suspension, COACH, shall receive only the Base Salary, and shall not be entitled to receive any other benefits, compensation or remuneration set forth in this Agreement for the period of such suspension. If the matter giving rise to the suspension is finally resolved completely in favor of COACH, and does not otherwise represent an independent basis for termination herein for cause, LSUA shall pay or make available to COACH the benefits and other compensation herein otherwise payable to COACH during the period of suspension. Any such benefits which are payable pursuant to this Agreement by an affiliated foundation shall only be paid by such foundation, subject to its approval. Suspension under this sub-section shall not limit any rights of LSUA to terminate COACH for cause.

(3) COACH shall be subject to disciplinary or corrective action by the NAIA or RRAC for any violation of NAIA or RRAC regulations, respectively. Such action by the NAIA or RRAC shall not preclude or in any manner affect LSUA's right to take such other corrective or disciplinary action as it deems necessary or proper, including termination for cause.

e. **Termination by Death or Disability.** In the event of the death of COACH or the inability of COACH to perform the obligations described in this Agreement by reasons of illness or some other occurrence beyond the control of either party, and such inability to perform has continued or will continue beyond a reasonable period of time, but not less than one hundred twenty (120) days, this Agreement

shall terminate as a termination with cause and all future obligations between the parties shall cease upon termination date reasonably.

f. **Waiver of Claims.** The financial consequences of termination of this Agreement or suspension herein are exclusive set forth herein. Therefore, with the sole exception of payments required by this Agreement, in any instance of termination for cause or without cause, or suspension or other disciplinary sanction effected in accordance with the procedures established in this Agreement, neither COACH nor LSUA shall be entitled to receive, and each hereby waives any claim against the other, and their respective board members, officers, directors, agents, employees, successors, and personal representatives for consequential damages by reason of any alleged economic loss, including without limitation loss of collateral income, deferred income, loss of earning capacity, loss of business opportunity, loss of perquisites, loss of fees from speaking, camps or other outside activity, or expectation income, or damages allegedly sustain by reason of alleged humiliation or defamation or other non-compensatory and compensatory damages and attorney's fees resulting from the fact of termination, the public announcement thereof, or the release by LSUA or COACH of information or documents required by law. COACH acknowledges that in the event of either termination of this Agreement for cause, without cause, or otherwise, or suspension or other disciplinary sanction effected in accordance with the procedure established in this Agreement, COACH shall have no right to occupy the position of head coach of Team and that COACH's sole remedies are provided herein and shall not extend to injunctive relief. COACH further

acknowledges and agrees that COACH is not eligible for will not be considered for or granted tenure by LSUA.

13. **Retention and Return of all Materials, Records and Other Items.** All documents, records, or materials, including without limitation personnel records, recruiting records, team information, films, statistics, or any other material or data furnished to COACH by LSUA or developed by COACH on behalf of or at the expense of LSUA or otherwise in connection with the employment of COACH are and sole remain the sole and confidential property of LSUA. Within (10) days of the expiration or termination of this Agreement, COACH shall cause any such materials in COACH's possession or control to be delivered to LSUA. At the same time, COACH shall return to LSUA all credit cards, keys, computers, mobile communication devices and other items belonging to LSUA which were issued to or are in the possession of COACH.

14. **Annual Leave and Overtime.** Because of the specific nature of COACH's job duties and the irregular times during which COACH will be required to perform those job duties (for example, working in excess of 40 hours per week during Team's season, post-season, and recruiting period, while having fewer responsibilities in the off-season), COACH will not earn or accrue annual leave, nor will COACH be entitled to any overtime pay or compensatory leave for work in excess of 40 hours in any one week. COACH's Base Salary has been mutually negotiated with this understanding, and both COACH and LSUA agree that the Base Salary Amount would be less if COACH were entitled to earn annual leave.

- a. If any administrative tribunal, statewide elected official, or state board or commission with jurisdiction over such matters, or any court of competent

jurisdiction over such matters, or publishes a formal written opinion or decision that Louisiana law requires COACH to earn annual leave, and such rule or opinion is binding on LSUA or LSUA otherwise determine to comply with the opinion or ruling, then COACH's Base Salary shall be reduced by the dollar value of the annual leave for which COACH is credited (using the dollar value of such annual leave as of the date on which the opinion or ruling is published). This reduction shall be retroactive to the date on which COACH's earning of annual leave is calculated to begin, and COACH shall repay to LSU the amount of the reduction. COACH shall pay LSUA any amount owed as a result of this retroactive reduction in equal monthly installments for a period of 12 months (or such longer or shorter period as may be mutually agreed in writing by COACH and LSUA) from the date on which the COACH is given notice that he will be credited with annual leave pursuant to this Section 14. In the alternative, if not prohibited by the ruling or otherwise disallow by law, COACH may waive his right to annual leave (both retroactively and/or prospectively) in lieu of making the payments that would otherwise be required under this Section 14.

- b. COACH will accrue and use sick leave in accordance with LSUA policy.
- c. COACH is required to receive authorization from the Athletic Director (or the Athletic Director's designee) prior to being absent from COACH's usual duties and responsibilities which authorization shall not be unreasonably withheld.

15. **Non-Assignment.** Neither party may assign, transfer, alienate, or encumber any of its rights or obligations hereunder without the express written consent of the other party, except as otherwise specifically set forth in this Agreement.

16. **Entire Contract.** This Agreement constitutes and expresses the entire agreement and understanding of the parties concerning the employment of COACH by LSUA and shall, upon the effective date hereof, supersede any other oral and written agreements between the parties. There are no oral or other agreements, understandings, promises, or representations between the parties affecting this Agreement. Both parties have relied solely on their own perspective judgements in entering into this agreement, with full opportunity to seek advice of competent counsel. It shall be construed, if necessary, without reference to the party that was the principal drafter of the agreement.
17. **Amendments to Contract.** This Agreement may be amended only by a written instrument duly approved by LSUA through its designated representatives and accepted by COACH, such approval and acceptance to be acknowledged in writing.
18. **Severability.** If any provision of this Agreement shall be deemed invalid or unenforceable, either in whole or in part, this Agreement shall be deemed amended to delete or modify, as necessary, the offending provision or to alter the bounds thereof in order to render it valid and enforceable.
19. **No Waiver of Default.** No waiver by the parties hereto of any default or breach of any covenant, term or condition of this Agreement shall be deemed to be a waiver of any other default or breach of the same or any other covenant, term or condition contained herein.
20. **Sovereign Immunity Not Waived.** It is expressly agreed and understood between the parties that nothing contained herein shall be construed to constitute a waiver or relinquishment by LSUA of any rights to claim such exemptions, privileges and immunities as may be provided by law.

21. **“Force Majeure” Clause.** Neither party shall be considered in default of performance of any obligations under this Agreement if such performance is prevented or delayed by Force Majeure. “Force Majeure” shall be understood to be any cause which is beyond the reasonable control of the party affected and which is forthwith, by notice from the party affected, brought to the attention of the other party, including but not limited to war, hostilities, revolution, civil commotion, strike, lockout, epidemic, accident, fire, wind or flood or any requirements of law, or an act of God.

22. **Governing Law and Venue.** This Agreement shall be enforced and construed in accordance with the laws of Louisiana. Any civil action to enforce this Agreement shall be brought in a state or federal court having jurisdiction and domiciled in Rapides Parish, Louisiana.


The PARTIES hereto, acknowledging that this Agreement is subject to approval from the Board of Supervisors, have executed this Agreement on the day, month and year first above written.


BOARD OF SUPERVISORS OF LOUISIANA  
STATE UNIVERSITY AND AGRICULTURAL  
AND MECHANICAL COLLEGE

By: \_\_\_\_\_  
F. King Alexander, President      Date  
Louisiana State University and  
Agricultural and Mechanical College

By: Larry Cordaro      2-20-18  
Larry M. Cordaro      Date

RECOMMENDED:

  
\_\_\_\_\_  
Adam Jonson, Director of Athletics  
Louisiana State University of Alexandria

 2/23/2018  
\_\_\_\_\_  
Guiyou Huang, Chancellor  
Louisiana State University of Alexandria





**LSU Board of Supervisors Meeting**

**Friday, 3/16/2018**

**1:00 - 5:00 PM CT**

LSU University Administration Building

Board Room

3810 W. Lakeshore Drive

Baton Rouge, Louisiana 70808

1. Call to Order and Roll Call
2. Invocation and Pledge of Allegiance
3. Approval of the Minutes of the Board Meeting held on February 2, 2018  
*BOS Meeting Minutes.020218*
4. Personnel Actions Requiring Board Approval  
*BoS\_March2018\_Personnel requiring BoS Approval*
5. Reports from Staff Advisors and Faculty Advisors
6. President's Report
7. Reports to the Board
  - a. FY 2018 Louisiana State University Metric Data (available on the LSU Board website)  
*FY 2017-18 LSU University Data Metrics*
  - b. FY 2017-18 2nd Quarter Consolidated Report on Personnel Actions Not Requiring Board Approval  
*BoS Q2 Informational Board Report Mar2018*
  - c. FY18 2nd Quarter Audit Summary Report  
*FY18 2nd Quarter Audit Summary Report*
8. Committee Reports
9. Approval of the 2018-2019 Board of Supervisors Meeting Schedule
10. Chairman's Report
11. Adjournment

INDEX  
REGULAR BOARD MEETING  
February 2, 2018

	<u>Page</u>
1. Call to Order and Roll Call	1
2. Invocation and Pledge of Allegiance	1
3. Approval of the Minutes of the Board Meeting held on December 8, 2017	1
4. Personnel Actions Requiring Board Approval	2
5. Reports from Staff Advisors and Faculty Advisors	2
6. President's Report	2
7. Reports to the Board	2
a. LSU First Financial Report	
b. FY18 2nd Quarter Consolidated LSU Investment Report	
c. FY18 Semi-Annual Financial Report for period ending 12/31/17	
d. FY18 1st Quarter Internal Audit Summary Report	
e. Facility Summary Reports	
8. Committee Reports	3
8A. Academic and Student Affairs, Achievement and Distinction Committee	3
8A1. LSU Strategic Plan 2025: Introducing LSU's Integrative Core Curriculum	3
8A2. Request from LSU Health Sciences Center - New Orleans to Establish a BS in Public Health	3
8A3. Request from LSU A&M Honors College to Establish the Ogden Academic Excellence Award	3
8A4. Request from LSU A&M to Award an Honorary Degree	3
8A5. CONSENT AGENDA	3
i. Request from LSU Alexandria for Approval of a Letter of Intent to Develop a BS in Accounting	4
ii. Request from LSU A&M for Approval of a Letter of Intent to Develop a PhD in Industrial Engineering	4
iii. Request from LSU Health Sciences Center - New Orleans to Establish 8 Endowed Superior Graduate Student Scholarship Funds	4
iv. Request from LSU Health Sciences Center - New Orleans to Waive the National Search Requirement for the Charles I. Berlin, Ph.D. Endowed Chair for the Genetic and Molecular Study of Hearing Loss and Deafness	4
v. Request from LSU A&M College of Science to Increase the Stipend Amount of the Charles Edward Coates Undergraduate Honor Award Scholarship	4
vi. Request from LSU Shreveport to Award a Posthumous Degree	5

8B.	Finance, Infrastructure, and Core Development Committee	5
8B1.	Request from LSU Health Sciences Center - New Orleans for Approval of Acceptable University Purpose for LSU Healthcare Network to Enter into an Agreement to Purchase an Interest in Southlake Surgery Center and its Ambulatory Surgical Building	5
8B2.	Request from LSU A&M to Apply for Legal and Tax Exempt Status for Academic Programs in Italy	5
8B3.	Request from LSU Shreveport to Authorize the Investigation into the Purchase of Radio Station KPXI as Part of the Red River Radio Public Radio Network	6
8B4.	Request from LSU Health Sciences Center – New Orleans to Approve Fees Pursuant to the Authority Granted in HB 113 of the 2017 Legislative Session	6
8C.	Property and Facilities Committee	7
8C1.	Request from LSU Agricultural Center to Approve an Assignment of Oil, Gas and Other Liquid and Gaseous Mineral Leases Pecan Research Station, Caddo Parish, Shreveport, Louisiana	7
8C2.	Request from LSU Health Sciences Center - New Orleans to Accept a Donation by the LSU Health Foundation of Property located at 526 South Roman Street, New Orleans	8
8D.	Athletic Committee	8
8D1.	Request from LSU A&M to Approve the Separation Agreement with Matthew Canada, Football Assistant Head Coach	8
8D2.	Request from LSU A&M to Approve an Amended Employment Contract with David Aranda, Associate Head Coach Football	9
8E.	Audit Committee	9
8E1.	FY 2018 1st Quarter Audit Summary	9
8E2.	FY 2018 2nd Quarter Audit Summary	9
9.	Chairman’s Report	9
10.	Adjournment	9

MINUTES

REGULAR BOARD MEETING

February 2, 2018

1. Call to Order and Roll Call

Mr. James Williams, Chair-Elect, called to order the Regular Meeting of the Board of Supervisors of Louisiana State University and Agricultural and Mechanical College in the the University Administration Building, Baton Rouge, Louisiana, on February 2, 2018 at 12:00 p.m.

The secretary called the roll.

PRESENT

Mr. James Williams  
Chair-Elect  
Mr. Blake Chatelain  
Mr. Stanley J. Jacobs  
Mr. Lee Mallett  
Mr. Jim McCrery  
Ms. Mary L. Werner  
Ms. Lauren Johnson

Mr. Ronnie Anderson  
Mr. Glenn Armentor  
Ms. Ann Duplessis  
Ms. Valencia Sarpy Jones  
Mr. Rolfe McCollister  
Mr. James W. Moore  
Mr. Robert "Bobby Yarborough

ABSENT

Mr. Stephen Perry  
Chair

Mr. Scott Ballard  
Past Chair

Also present for the meeting were the following: Dr. F. King Alexander, President of LSU; Mr. Tom Skinner, General Counsel; LSU officers and administrators from their respective campuses; faculty representatives; interested citizens and representatives of the news media.

Public Comments

There were no public comments to be made at the February 2, 2018 Regular Board meeting.

2. Invocation and Pledge of Allegiance

Mr. Williams, Chair-Elect, recognized Dr. William Richardson, Vice President for Agriculture and Dean of the College of Agriculture. Dr. Richardson introduced the two (2) student representatives and one (1) faculty representative addressing the Board.

Brittney Lea gave the Invocation. Patrick Cormier led the Pledge of Allegiance.

Dr. Rodrigo Diaz, Assistant Professor in the Department of Entomology, presented to the Board.

3. Approval of the Minutes of the Board Meeting held on December 8, 2017

Upon motion of Mr. Jacobs, seconded by Mr. Mallett, the Board voted unanimously to approve the Minutes of the Regular Board Meeting held on December 8, 2017.

4. Personnel Actions Requiring Board Approval

Mr. Williams, Chair-Elect, requested approval of the Personnel Actions.

Upon motion of Mr. Yarborough, seconded by Mr. Mallett, the Board voted unanimously to approve the Personnel Actions Requiring Board Approval as presented.

5. Reports from Staff Advisors and Faculty Advisors

Dr. Ken McMillan, Council of Faculty Advisors gave an informational report. There was no report from Staff Advisors.

6. President's Report

Dr. F. King Alexander, President of LSU, advised the Board on various matters including:

Dr. Alexander welcomed the Pennington Biomedical Research Center Executive Director Dr. John Kirwan.

Dr. Alexander presented the resolution approved at the December 2017 Board meeting to Boyd Professor Dr. Susanne Brenner.

Dr. Alexander provided an update on the budget and urged the legislator to go into a special session to address the budget now.

Dr. Alexander announced his Challenge Accepted tour will happen next week across the state.

Dr. Alexander presented pictures of the opening of the LSU Center for River Studies building.

Dr. Alexander mentioned LSU had over 800 sixth graders from East Baton Rouge Parish tour the campus.

Dr. Alexander presented pictures from the ribbon cutting for the opening of the LSU William A. Brookshire Military & Veterans Student Center.

Dr. Alexander mentioned LSU Health Science Center – Shreveport was awarded a five-year, \$10.5 million Centers of Biomedical Research Excellence grant.

Dr. Alexander commented on LSUA's men's basketball regular-season home game win streak record of 48 wins in the program's four-year history. He further noted the streak ended to a loss from one of our own campuses, LSUS.

Dr. Alexander recognized:

Dr. William Richardson, Vice President for Agriculture and Dean of the College of Agriculture, for an update on medical marijuana and wetland mitigation.

7. Reports to the Board

- a. LSU First Financial Report
- b. FY18 2nd Quarter Consolidated LSU Investment Report
- c. FY18 Semi-Annual Financial Report for period ending 12/31/17
- d. FY18 1st Quarter Internal Audit Summary Report
- e. Facility Summary Reports

Upon motion of Mr. Moore, seconded by Mr. Yarborough, the Board voted unanimously to accept these reports.

8. Committee Reports

A motion was made by Ms. Duplessis, seconded by Mr. Yarborough, to approve the Committee resolutions that were approved by the Committees. The Board voted unanimously to approve all Committee resolutions.

8A. Academic and Student Affairs, Achievement and Distinction Committee

Mr. Armentor, Chair of the Academic and Student Affairs, Achievement and Distinction Committee, reported the Committee received one (1) presentation, three (3) requests for Board approval, and six (6) consent agenda items.

8A1. LSU Strategic Plan 2025: Introducing LSU's Integrative Core Curriculum

Dr. Richard Koubek, Executive Vice President & Provost, introduce a presentation on introducing LSU's Integrative Core curriculum from the LSU Strategic Plan 2025. Dr. Matthew Lee, LSU Vice Provost for Academic Programs and Support Services, presented the process of developing the Integrative Core and invited Dr. Carol Wicks, LSU Professor in Geology & Geophysics, to speak on the curriculum.

8A2. Request from LSU Health Sciences Center - New Orleans to Establish a BS in Public Health

Upon motion of Mr. Anderson, seconded by Ms. Jones, the Committee voted unanimously to approve the following resolution:

**NOW, THEREFORE, BE IT RESOLVED** that the LSU Board of Supervisors does hereby approve the request from LSU Health Sciences Center – New Orleans to establish a Bachelor of Science in Public Health, subject to approval by the Louisiana Board of Regents.

8A3. Request from LSU A&M Honors College to Establish the Ogden Academic Excellence Award

Upon motion of Ms. Johnson, seconded by Mr. Anderson, the Committee voted unanimously to approve the following resolution:

**NOW, THEREFORE, BE IT RESOLVED** that the Board of Supervisors does hereby approve the request from LSU A&M to establish the Ogden Academic Excellence Award in the Roger Hadfield Ogden Honors College.

8A4. Request from LSU A&M to Award an Honorary Degree

Upon motion of Mr. Anderson, seconded by Ms. Johnson, the Committee voted unanimously to approve the following resolution:

**NOW, THEREFORE, BE IT RESOLVED** that the Board of Supervisors does hereby approve the request from LSU A&M to award an honorary doctorate to Dr. Rainer Weiss.

8A5. CONSENT AGENDA

- i. Request from LSU Alexandria for Approval of a Letter of Intent to Develop a BS in Accounting

- ii. Request from LSU A&M for Approval of a Letter of Intent to Develop a PhD in Industrial Engineering
- iii. Request from LSU Health Sciences Center - New Orleans to Establish 8 Endowed Superior Graduate Student Scholarship Funds
- iv. Request from LSU Health Sciences Center - New Orleans to Waive the National Search Requirement for the Charles I. Berlin, Ph.D. Endowed Chair for the Genetic and Molecular Study of Hearing Loss and Deafness
- v. Request from LSU A&M College of Science to Increase the Stipend Amount of the Charles Edward Coates Undergraduate Honor Award Scholarship
- vi. Request from LSU Shreveport to Award a Posthumous Degree

Upon motion of Ms. Jones, seconded by Mr. Anderson, the Committee voted unanimously to approve the following Consent resolutions:

**NOW, THEREFORE, BE IT RESOLVED** that the LSU Board of Supervisors does hereby approve the Letter of Intent to develop a proposal for a Bachelor of Science in Accounting at LSU Alexandria, subject to approval by the Louisiana Board of Regents.

**NOW, THEREFORE, BE IT RESOLVED** that the Board of Supervisors does hereby approve the Letter of Intent to develop a proposal for a Doctor of Philosophy in Industrial Engineering at LSU A&M, subject to approval by the Louisiana Board of Regents.

**NOW, THEREFORE, BE IT RESOLVED** that the LSU Board of Supervisors does hereby approve the request from LSU Health Sciences Center – New Orleans to establish the following 9 Endowed Superior Graduate Student Scholarship funds, subject to approval by the Louisiana Board of Regents:

- a) LSU Medical Alumni, New Orleans Endowed Scholarship Fund
- b) Dr. David L. Autin Scholarship Fund
- c) Carl Baldrige Rural Track Scholarship in Dentistry
- d) Drs. William G. and Hannelore H. Giles Scholarship Fund
- e) Colin D. Goodier Endowed Scholarship
- f) Billie Jeansonne Endowed Scholarship in Endodontics
- g) Thomas K. Kiebach Scholarship in Pediatric Dentistry
- h) Dr. and Mrs. Jeffrey Feingold (MCNA) Rural Scholars Track Scholarship in Dentistry
- i) St. Claude Medical Foundation Scholarship Fund

**BE IT FURTHER RESOLVED** that the Chairman of the Board of Supervisors and/or the President of LSU A&M, as may be appropriate, are hereby authorized and directed to execute any documents required to obtain the matching gift and otherwise complete the establishment of the above named scholarship funds.

**NOW, THEREFORE, BE IT RESOLVED** that the LSU Board of Supervisors does hereby approve the request from LSU Health Sciences Center – New Orleans to waive the national search requirement for the Charles I. Berlin, Ph.D. Endowed Chair for the Genetic and Molecular Study of Hearing Loss and Deafness, subject to approval by the Louisiana Board of Regents.

**NOW, THEREFORE, BE IT RESOLVED** that the LSU Board of Supervisors does hereby approve the request from LSU A&M to increase the stipend amount of the Charles Edward Coates Undergraduate Honor Award Scholarship.

**NOW, THEREFORE, BE IT RESOLVED** that the LSU Board of Supervisors does hereby approve the request from LSU Shreveport to award a posthumous Bachelor of Science in Psychology to Amber Kissack.

Mr. Armentor asked for a motion to adjourn the Committee meeting.

Upon motion of Mr. Williams, seconded by Mr. Anderson, the Committee meeting was adjourned.

8B. Finance, Infrastructure, and Core Development Committee

Mr. Chatelain, Chair of the Finance, Infrastructure, and Core Development Committee, reported the Committee received four (4) requests for Board approval.

8B1. Request from LSU Health Sciences Center - New Orleans for Approval of Acceptable University Purpose for LSU Healthcare Network to Enter into an Agreement to Purchase an Interest in Southlake Surgery Center and its Ambulatory Surgical Building

Upon motion of Mr. McCrery, seconded by Mr. Mallett, the Committee voted unanimously to approve the following resolution:

**NOW, THEREFORE, BE IT RESOLVED**, that pursuant to Section 6.12 of the Restated and Amended Bylaws of Louisiana State University School of Medicine in New Orleans Faculty Group Practice, A Louisiana Non-Profit Corporation, d/b/a The LSU Healthcare Network, effective December 10, 1999, which provides that an action required or permitted to be taken at any meeting of the LSU Healthcare Network Board, be taken without a meeting if a consent in writing, setting forth the action, is signed by all the Board Members. The Board of Directors of the LSU Healthcare Network approved on November 9, 2017, the purchase of a thirty-three percent interest in Insight Group, LLC d/b/a Southlake Surgery Center and the real property in which the ASC is located; and

**BE IT FURTHER RESOLVED**, that the Board of Supervisors of Louisiana State University and Agricultural and Mechanical College, pursuant to the Amended and Restated Agreement Related to Existing Agreement and Pursuant to Uniform Affiliation Agreement by and between the Board of Supervisors and the LSUHCN, finds an acceptable University Purpose for the LSUHCN to purchase a thirty-three percent interest in Insight Group, LLC d/b/a Southlake Surgery Center and the real property in which the ASC is located; and

**BE IT FURTHER RESOLVED**, that the Board of Supervisors, pursuant to the Amended and Restated Agreement Related to Existing Agreement and Pursuant to Uniform Affiliation Agreement by and between the Board of Supervisors and the LSUHCN, finds an acceptable University Purpose for LSUHCN to purchase an additional seventeen percent interest in Insight Group, LLC d/b/a Southlake Surgery Center and the real property in which the ASC is located contingent upon LSUHCN deeming doing so is fiscally prudent and subsequent approval by the LSUHCN Board of Directors.

8B2. Request from LSU A&M to Apply for Legal and Tax Exempt Status for Academic Programs in Italy

Upon motion of Mr. McCrery, seconded by Ms. Johnson, the Committee voted unanimously to approve the following resolution:

**NOW, THEREFORE, BE IT RESOLVED** that the Board of Supervisors of Louisiana State University and Agricultural and Mechanical College hereby does hereby authorize Louisiana State



University to provide academic programs in Italy and to appoint, Dr. Hector Zapata, Associate Vice Provost for International Programs, as the permanent legal representative with the authority to direct the programs and provide academic and administrative support.

8B3. Request from LSU Shreveport to Authorize the Investigation into the Purchase of Radio Station KPXI as Part of the Red River Radio Public Radio Network

Upon motion of Mr. McCrery, seconded by Ms. Johnson, the Committee voted unanimously to approve the following resolution:

**NOW, THEREFORE, BE IT RESOLVED** that the Board of Supervisors of Louisiana State University and Agricultural and Mechanical College does hereby authorize LSUS to further investigate the purchase of KPXI through review and appraisal of assets and by conducting a feasibility study.

8B4. Request from LSU Health Sciences Center – New Orleans to Approve Fees Pursuant to the Authority Granted in HB 113 of the 2017 Legislative Session

Upon motion of Mr. Mallett, seconded by Mr. Moore, the Committee voted unanimously to approve the following resolution:

**NOW, THEREFORE, BE IT RESOLVED** by the Board of Supervisors of Louisiana State University and Agricultural and Mechanical College (Board) that the Board approves the proposed Student Excellence Fee increases at LSU Health Sciences Center – New Orleans for the programs of D.D.S, Dental Hygiene, Nursing Graduate (with the exception of Doctor of Nurse Practitioner), Nursing Undergraduate, and Audiology; and,

**BE IT FURTHER RESOLVED** by the Board of Supervisors of Louisiana State University and Agricultural and Mechanical College (Board) that the Board approves the proposed Nonresident Fee reduction for the D.D.S. program in the amount of \$4,487 per academic year beginning in AY 2018-19; and,

**BE IT FURTHER RESOLVED** by the Board of Supervisors of Louisiana State University and Agricultural and Mechanical College (Board) that the Board approves the proposed student excellence fee for the D.D.S program at \$4,487 per academic year beginning in AY 2018-19; and,

**BE IT FURTHER RESOLVED** by the Board of Supervisors of Louisiana State University and Agricultural and Mechanical College (Board) that the Board approves the proposed student excellence fee for the Dental Hygiene program at \$512.50 per semester beginning in Fall 2018; and,

**BE IT FURTHER RESOLVED** by the Board of Supervisors of Louisiana State University and Agricultural and Mechanical College (Board) that the Board approves the proposed student excellence fee for the Undergraduate Nursing programs at \$692.50 per semester beginning in Fall 2018 and at \$346.00 per semester beginning in Fall 2019; and,

**BE IT FURTHER RESOLVED** by the Board of Supervisors of Louisiana State University and Agricultural and Mechanical College (Board) that the Board approves the proposed student excellence fee for the Graduate Nursing programs (exclusive of Doctor of Nurse Practitioner) at \$812 per semester beginning in Fall 2018 and at \$406 per semester beginning in Fall 2019; and,

**BE IT FURTHER RESOLVED** by the Board of Supervisors of Louisiana State University and Agricultural and Mechanical College (Board) that the Board approves the proposed student excellence fee for the Audiology program at \$1,940 per academic year beginning in AY 2018-19 and \$1,940 per academic year beginning in AY 2019-20,

**BE IT FURTHER RESOLVED** by the Board of Supervisors of Louisiana State University and Agricultural and Mechanical College (Board) that President of LSU F. King Alexander, or his designee, is hereby authorized to make any adjustments necessary in finalizing and implementing these fee increases within the maximum fee amounts presented and authorized for LSUHSCNO in this item.

8C. Property and Facilities Committee

Ms. Werner, Chair of the Property and Facilities Committee, reported the Committee received two (2) requests for Board approval.

8C1. Request from LSU Agricultural Center to Approve an Assignment of Oil, Gas and Other Liquid and Gaseous Mineral Leases Pecan Research Station, Caddo Parish, Shreveport, Louisiana

Upon motion of Mr. Jacobs, seconded by Ms. Duplessis, the Committee voted unanimously to approve the following resolution:

**NOW, THEREFORE, BE IT RESOLVED** that the Board of Supervisors of Louisiana State University and Agricultural and Mechanical College does hereby authorize F. King Alexander, President of the Louisiana State University, or his designee, to execute a consent to assignment by Camterra Resources Partners, Ltd., as assignor, and Elm Grove Holdings, LLC, as assignees concerning an assignment (conveyance) of Oil, Gas and Other Liquid and Gaseous Minerals.

(1) Oil, Gas and Other Liquid and Gaseous Minerals Lease ("1999 Lease") dated August 20, 1999, by and between the Board of Supervisors of Louisiana State University and Agricultural and Mechanical College, as Lessor, to Camterra Resources Partners, Ltd., as Lessee, recorded under Registry No. 1686281 of the Conveyance Records of Caddo Parish, Louisiana, INSO FAR AND ONLY INSO FAR as said 1999 Lease covers lands located within Theoretical Section 24, Township 16 North, Range 13 West, and Theoretical Section 19, Township 16 North, Range 12 West, all in Caddo Parish, Louisiana; and INSO FAR AND ONLY INSO FAR as Assignor's interest in such Lease covers all intervals, formations, strata and depths located above the stratigraphic equivalent of the log depth of 10,550 feet as shown on the log of the Camterra Resources, Inc. - Jeter "26" #1-H Well (Louisiana Office of Conservation Serial #241587 and API #17017349150000), with a surface location of 330' FSL and 660' FEL of Theoretical Section 23, Township 16 North, Range 13 West, Caddo Parish, Louisiana.

(2) Oil, Gas and Other Liquid and Gaseous Minerals Lease ("2003 Lease") dated September 12, 2003, by and between the Board of Supervisors of Louisiana State University and Agricultural and Mechanical College, as Lessor, to Camterra Resources Partners, Ltd., as Lessee, recorded under Registry No. 1891762 of the Conveyance Records of Caddo Parish, Louisiana, INSO FAR AND ONLY INSO FAR as said 2003 Lease covers lands located within Theoretical Section 25, Township 16 North, Range 13 West, and Theoretical Section 30, Township 16 North, Range 12 West, Caddo Parish, Louisiana; and INSO FAR AND ONLY INSO FAR as Assignor's interest in such Lease covers all intervals, formations, strata and depths located above the stratigraphic equivalent of the log depth of 10,550 feet as shown on the log of the Camterra Resources, Inc. - Jeter "26" #1-H Well (Louisiana Office of Conservation Serial #241587 and API #17017349150000), with a surface location of 330' FSL and 660' FEL of Theoretical Section 23, Township 16 North, Range 13 West, Caddo Parish, Louisiana.

**BE IT FURTHER RESOLVED** that F. King Alexander, President, Louisiana State University System, or his designee, be hereby authorized by and empowered for and on behalf of and in the name of the Board of Supervisors, in consultation with General Counsel, to include in the assignment any and all provisions and stipulations that he deems in the best interest of the Board of Supervisors.

8C2. Request from LSU Health Sciences Center - New Orleans to Accept a Donation by the LSU Health Foundation of Property located at 526 South Roman Street, New Orleans

Upon motion of Mr. Jacobs, seconded by Mr. Yarborough, the Committee voted unanimously to approve the following resolution:

**NOW, THEREFORE, BE IT RESOLVED** that the Board of Supervisors of Louisiana State University and Agricultural and Mechanical College does hereby authorize F. King Alexander, President of Louisiana State University, or his designee, to execute an Act of Donation and Acceptance between the Board of Supervisors of Louisiana State University and Agricultural and Mechanical College and the LSU Health Foundation – New Orleans for property located at 526 South Roman Street, New Orleans, LA 70112.

**BE IT FURTHER RESOLVED** that F. King Alexander, President of Louisiana State University, or his designee, is authorized to include in said Act of Donation and Acceptance such terms and conditions as he deems in the best interest of the Board of Supervisors of Louisiana State University and Agricultural and Mechanical College.

82D. Athletic Committee

Mr. James Moore, Chair of the Athletic Committee, reported the Committee received two (2) requests for Board approval.

8D1. Request from LSU A&M to Approve the Separation Agreement with Matthew Canada, Football Assistant Head Coach

Mr. Williams, Chair-Elect, moved to go into Executive Session to discuss potential litigation with Matthew Canada, Mr. Anderson, seconded, and the Board voted unanimously to go into Executive Session.

Tom Skinner, General Counsel, informed the Board that Mr. Canada's lawyers have stated that Canada intends to file litigation for breach of the separation agreement. Joe Alleva addressed the Board on issues related to Matthew Canada's employment. The settlement agreement is \$1 million upfront and \$35,000 payments over 20 months totaling \$700,000. General Counsel negotiated the agreement and the Board commented they are proud of our staff and Counsel in handling this matter.

The Committee returned from Executive Session. Mr. Williams called for a motion to exit Executive Session.

Upon motion by Mr. Anderson, second by Ms. Werner, the Committee voted unanimously to exit Executive Session.

Upon motion of Mr. Anderson, seconded by Ms. Werner, the Committee voted unanimously to approve the following resolution:

**NOW, THEREFORE, BE IT RESOLVED** that the Board of Supervisors of Louisiana State University and Agricultural & Mechanical College authorizes Dr. F. King Alexander, President, or his designee, to sign the separation agreement of Assistant Coach Mathew R. Canada as described in this item, and to include in such contracts any terms and conditions as he, in consultation with the General Counsel, deems to be in the best interests of LSU.

8D2. Request from LSU A&M to Approve an Amended Employment Contract with David Aranda, Associate Head Coach Football

Upon motion of Mr. Chatelain, seconded by Mr. Anderson, the Committee voted unanimously to approve the following resolution:

**NOW, THEREFORE, BE IT RESOLVED** that the Board of Supervisors of Louisiana State University and Agricultural & Mechanical College authorizes Dr. F. King Alexander, President, or his designee, to sign the contract amendment of Associate Head Coach David Aranda as described in this item, and to include in such amendments any terms and conditions as he, in consultation with the General Counsel, deems to be in the best interests of LSU.

Mr. Moore asked for a motion to adjourn the Committee meeting.

Upon motion of Mr. Armentor, seconded by Mr. Anderson, the Committee meeting was adjourned.

8E. Audit Committee

Mr. Anderson, Chair of the Audit Committee, reported the Committee received two (2) presentations.

8E1. FY 2018 1st Quarter Audit Summary

The FY 2018 1<sup>st</sup> Quarter Audit Summary was presented to the Audit Committee. A copy of the report is on file in the Office of the LSU Board of Supervisors.

8E2. FY 2018 2nd Quarter Audit Summary

The FY 2018 2<sup>nd</sup> Quarter Audit Summary was presented to the Audit Committee. A copy of the report is on file in the Office of the LSU Board of Supervisors.

9. Chairman's Report

The Chair-Elect Mr. Williams announced the next Board of Supervisors meeting will be held in Baton Rouge at the LSU Administration Building on March 16, 2018.

10. Adjournment

Chair-Elect Mr. Williams asked for a motion to adjourn with no further business before the Board. Upon motion by Ms. Duplessis, seconded by Ms. Johnson, the meeting was adjourned.

Stephanie Tomlinson  
Executive Assistant  
LSU Board of Supervisors

Personnel Actions Requiring Board Approval  
per PM 69

March 16, 2018

Personnel Actions Requiring Board Approval per PM69  
March 16, 2018

**Appointments**

<u>Name</u>	<u>Title</u>	<u>Effective Date</u>	<u>Salary</u>	<u>Increase</u>
Bryan Benchoff	Vice President for Institutional Advancement <sup>1</sup>	7/17/2017	\$60,000 <sup>2</sup>	100%

**Coach Contracts<sup>3</sup>**

**LSU A&M**

<u>Name</u>	<u>Title</u>	<u>Term</u>		<u>Total Certain Compensation<sup>4</sup></u>		<u>Increase</u>
		<u>Current</u>	<u>Proposed</u>	<u>Current</u>	<u>Proposed</u>	
William Busch	Assistant Coach – Football	N/A	3/31/2020	\$300,000	\$375,000	100% <sup>5</sup>

Notes:

1. Mr. Benchoff also serves as the President and CEO of the LSU Foundation.
2. This amount represents the University-funded portion of Mr. Benchoff's salary in his role as Vice President for Institutional Advancement. The LSU Foundation also provides \$260,000 for his role as President and CEO for a total salary of \$320,000.
3. Coaching contracts contained in this report include those coaches other than Head Coach with a total certain compensation between \$250,000 and \$1,000,000. Head Coach contracts and other coaching contracts exceeding \$1 million total certain compensation are presently separately as Board resolutions under the Athletics Committee Agenda.
4. Coaching compensation is paid by revenues generated by the Athletic Department. No state general fund or tuition dollars are used.
5. Coach William Busch is a new hire. The "proposed" amounts are those contained in the proposed contract for Coach Jenkins as an assistant football coach. Automobile payment is up to \$800/month.



## Summary of Athletic Coaching Contract William Busch, Assistant Coach Football

		Current	Proposed 3/31/2020	Change	%	Notes
<i>Basic</i>	Term Ends			2 Year		a
	Base Salary	\$ 300,000	\$ 375,000	\$ 75,000	100%	a
	Supplemental Media Comp.	\$ -	\$ -	\$ -		
<i>Incentive</i>	Post-Season (max)	\$ 75,000	\$ 75,000	\$ -		b
	Academic (max)	\$ -	\$ -	\$ -		
<i>Benefits</i>	Automobile	\$ 9,600	\$ 9,600	\$ -		c
	Other					
<b>Total Certain Compensation</b>		<b>\$ 300,000</b>	<b>\$ 375,000</b>	<b>\$ 75,000</b>	<b>100%</b>	

Notes

(a) **Coach William Busch is a new hire.** The "proposed" amounts are those contained in the proposed contract for Coach Jenkins as an assistant football coach. Automobile payment is up to \$800/month.

(b) As per Schedule A of Coach Busch's contract, he will receive set amounts for team achievements in SEC and for post season bowl compensation.

(c) Reimbursement of moving expenses in accordance with LSU policy and a one-time payment of \$5,000 to be used for miscellaneous relocation expenses not otherwise reimbursed, and temporary housing for up to 60 days.


Recommended

  
 Joe Alleya  
 Vice Chancellor and Athletic Director

Reviewed, No Objections

  
 Daniel T. Layzell, Executive Vice President for Finance  
 and Administrative Services/CFO

Reviewed, No Objections

  
 Tom Skinner, LSU General Counsel

STATE OF LOUISIANA

PARISH OF EAST BATON ROUGE

**EMPLOYMENT AGREEMENT**

This Employment Agreement (“Agreement”) is made and entered into as of this 10th day of February, 2018, by and between BOARD OF SUPERVISORS OF LOUISIANA STATE UNIVERSITY AND AGRICULTURAL AND MECHANICAL COLLEGE (“LSU”), a body corporate existing under the Constitution and laws of the State of Louisiana, herein represented by F. King Alexander, its duly authorized President, and William C. Busch. (“EMPLOYEE”):

1. **Definitions.** For purposes of this Agreement, the following terms shall have the meaning shown:

- A. “LSU A&M”: The campus of LSU which is located in Baton Rouge, Louisiana.
- B. “President”: The President of LSU.
- C. “Athletic Director”: The Vice Chancellor and Director of Athletics at LSU A&M.
- D. “Base Salary Amount”: The annual sum of Three Hundred Seventy-Five Thousand and No/100 dollars (\$375,000). The amount is pro-rated for partial years.
- E. “Start Date”: February 10, 2018.
- F. “End Date”: March 31, 2020.
- G. “Program”: The intercollegiate Football program at LSU A&M.
- H. “Team”: The intercollegiate athletic team which is a part of the Program.

2. **Employment.** LSU does hereby employ EMPLOYEE as Assistant Coach of the Team. EMPLOYEE will report directly to the Head Coach of the Team and through him to the Athletic Director. It is the goal of the parties that Employee will serve in such position throughout the term of this Agreement.



3. **Duties and Responsibilities.** As Assistant Coach of Team, EMPLOYEE's duties and responsibilities shall include the following, all subject to law, LSU policy, and the directives, input, and advice of the Athletic Director and the Head Coach of the Team:

- A. Performing all duties reasonably assigned to EMPLOYEE by the Head Coach of the Team or the Athletic Director so long as such duties are consistent with those duties typically assigned to Assistant Coaches at colleges or universities that compete in the college football classification generally known as the Power Five, within the National Collegiate Athletic Association ("NCAA");
- B. Promoting the success of the Team and its student athletes both athletically and academically;
- C. Being reasonably knowledgeable, with reasonable assistance from LSU, of: (i) all applicable federal and state laws governing intercollegiate athletics; and (ii) all governing constitutions, by-laws, rules, policies, interpretations, and regulations of the NCAA, the Southeastern Conference (SEC), LSU, and any other conference or organization of which LSU is or becomes a member during the term of this Agreement; all hereinafter collectively referred to as "**Governing Athletics Regulations**";
- D. Complying with all Governing Athletics Regulations;
- E. Promptly reporting any known or reasonably suspected violation(s) of Governing Athletics Regulations to the Athletic Director and the Associate Athletic Director for Compliance;

- F. Cooperating fully in any investigation of possible NCAA violations conducted or authorized by LSU, the SEC, or the NCAA at any time;
- G. Reasonably observing, respecting, and promoting the principles of institutional control in the Program;
- H. Reasonably understanding, observing, upholding, and promoting LSU's written academic standards, requirements, and policies, and reasonably promoting an environment in which admissions, financial aid, academic services for student athletes, and recruiting can be conducted consistent with LSU's mission;
- I. Cultivating and maintaining reasonable interaction with members of the LSU community, in accordance with the policies and instructions of the Head Coach of the Team and the Athletic Director;
- J. Using reasonable efforts to exercise due care and supervision to ensure that all student athletes and other individuals under or subject to EMPLOYEE's control, authority, or supervision comply with all Governing Athletics Regulations and act in accordance with the high moral, ethical, and academic standards of the Program and LSU;
- K. Using reasonable efforts to promote the goal of LSU that every student athlete obtains a baccalaureate degree, and reasonably cooperating with academic counselors or similar persons designated by LSU to assist student athletes and the faculty and administrators of LSU in connection with the academic pursuits of student athletes;



pursuant to LSU personnel policies. However, in no event will EMPLOYEE'S Base Salary Amount be reduced as a result of any such review.

**6. Supplemental Compensation.**

- A. In addition to the salary described above, EMPLOYEE each contract year may receive Supplemental Compensation in an amount not to exceed Ten Thousand and No/100 (\$10,000.00) dollars contingent on EMPLOYEE appearing on or participating in, as requested, University sanctioned television, radio and internet program concerning LSU and the Team. The amount of Supplemental Compensation to EMPLOYEE shall be based on the number of radio, television, and internet programs in which the EMPLOYEE participates or appears and shall be determined by the Athletic Director. Any amount earned by EMPLOYEE pursuant to this provision shall be considered earned on the date(s) on which EMPLOYEE appears on or participates in the television, radio, and internet programs and shall be paid within 30 days of the last game played by Team in its season, including post season play.
- B. Without the prior written approval of the President, EMPLOYEE shall not appear on, or in, any radio, television, or internet programs or other electronic medium other than those produced or sponsored by LSU, except routine news media interviews for which no compensation is received. EMPLOYEE shall not appear in or make any commercial or make any commercial endorsement without the prior written approval of the President and the Athletic Director. Such approval shall not be unreasonably withheld.

EMPLOYEE: WCB

LSU: \_\_\_\_\_

7. **Incentive Compensation.**

A. **Post-Season Incentive Compensation.** In the event the Team participates in post-season game(s), EMPLOYEE may earn Post-Season Incentive Compensation as additional compensation for the extra services required of EMPLOYEE in the preparation for and participation in post-season play, in accordance with LSU's policies and procedures. The additional sum or sums, if payable, shall be considered earned only if EMPLOYEE is coaching Team on the date of the game at which a post-season goal is attained (or, for SEC Regular Season Champion, the date of the last SEC game in Team's sport played by any SEC team during the regular season) and shall be paid within sixty (60) days following the final post-season game in which Team participates. This Post-Season Incentive Compensation shall be in the amounts and for meeting the goals set forth in Schedule A, which is attached to and made a part of this Agreement. Post-Season Incentive Compensation may be payable from affiliated foundation funds, subject to approval of LSU and the involved foundation.

B. **Academic Incentive Compensation.** In the event LSU adopts policies and procedures providing for incentive payments to EMPLOYEE for attainment by the Team of certain academic performance goals, LSU will pay EMPLOYEE Academic Incentive Compensation in accordance with those policies and procedures. The additional sum or sums, if payable, shall be considered earned on the date(s) set forth in such policies and procedures. More than one (1) academic incentive may be earned by EMPLOYEE during a single contract year; however, the total amount of Academic Incentive Compensation shall not exceed any cap

EMPLOYEE: WCS

LSU: \_\_\_\_\_

established for such compensation in LSU's policies and procedures. Academic Incentive Compensation may be payable from affiliated foundation funds, subject to approval of LSU and the involved foundation. To be eligible for such compensation, EMPLOYEE must be employed by LSU on the date on which the incentives are considered earned.

8. **Retirement and Fringe Benefits.** EMPLOYEE shall be entitled to participate in the retirement and fringe benefit programs available to all unclassified professional LSU employees, with contributions and benefit amounts (including state retirement benefits) based only upon the Base Salary Amount and any Post-Season Incentive Compensation and in accordance with the limitations of state retirement laws and regulations. EMPLOYEE acknowledges that sums paid or authorized under Sections 6 (Supplemental Compensation), 7.B (Academic Incentive Compensation), 8 (Retirement and Fringe Benefits), 9 (Additional Revenue), and 10 (Sports Camps) shall not be considered "base pay," "earned compensation," or "earnable compensation" as such terms are defined in Louisiana Revised Statutes 11:403 and 11:701, or other applicable Louisiana retirement laws, and shall not be included as compensation for the purpose of computation of retirement benefits. EMPLOYEE understands and agrees that no contributions for purposes of any State of Louisiana retirement program will be made by LSU or withheld from EMPLOYEE's compensation except as to the Base Salary Amount and any earned Post-Season Incentive Compensation, and EMPLOYEE shall not be entitled to any retirement benefits that may otherwise be attributable to any other compensation paid pursuant to this Agreement. During the term of this Agreement and in accordance with applicable LSU policy and applicable law, EMPLOYEE will also receive the following

EMPLOYEE: NCB

LSU: \_\_\_\_\_

benefits, part or all of which may be payable from affiliated foundation funds, subject to approval of LSU and the involved foundation:

- A. Mobile communications device and service for business purposes;
- B. (i) An annual automobile allowance in an amount not to exceed \$800 per month or, to the extent consistent with state ethics law, use of courtesy vehicle(s) provided by dealership(s); and (ii) related automobile insurance reimbursed from affiliated foundation funds.
- C. As part of any third-party apparel and/or equipment related contract with LSU, COACH acknowledges and agrees that TEAM may be provided and/or allocated apparel and/or equipment from and by LSU, which apparel and equipment shall be used exclusively and solely by COACH in furtherance of COACH's employment duties and Team-related activities as applicable to COACH's employment with LSU.
- D. Other customary, reasonable and related employee benefits to be provided by foundations affiliated with LSU, as authorized by the President after a review by the LSU System General Counsel and a determination that such benefits are in compliance with LSU policy and the Louisiana Code of Ethics.

9. **Additional Revenue.**

A. Subject to the limitations imposed by this Section and compliance with applicable laws and Governing Athletics Regulations, if any, and LSU's PM-11, EMPLOYEE may earn or receive other revenue ("Additional Revenue") while employed by LSU, including sponsoring or working with sports camps or clinics, provided, however, that EMPLOYEE shall obtain prior written approval from the Athletic Director or President, which approval shall not be unreasonably withheld, before engaging in any commercial or private venture, including the use of EMPLOYEE's name by any commercial, public or private entity.

B. LSU does not guarantee any amount of Additional Revenue.

10. **Sports Camps.** Subject to limitations imposed by this Section and compliance with applicable laws, LSU policies and procedures, and Governing Athletics Regulations, EMPLOYEE may operate or work at sports camps/clinics at LSU. LSU does not guarantee or provide any supplemental compensation or additional income to EMPLOYEE from operation of sports camps/clinics. EMPLOYEE shall not be permitted to sell, assign, lease, donate or otherwise transfer any ownership, assets or interests in such a camp or clinic to any other person or entity, without the prior written approval of the President.

11. **Termination.** This Agreement may be terminated by the parties as follows:

A. **Termination by LSU for Cause.** This Agreement may be terminated for cause by LSU, acting through the President, at any time prior to its expiration, upon written notice to EMPLOYEE. In the event of termination for cause, EMPLOYEE's Base Salary Amount, Supplemental Compensation (if any), and all other compensation

EMPLOYEE: WCB

LSU: \_\_\_\_\_



and benefits provided for in this Agreement shall terminate on the termination date, and LSU shall not thereafter be liable to EMPLOYEE for any sums or damages other than compensation earned prior to the termination date. The termination date shall be the date on which notice of termination is given, or on such later date as may be set forth by LSU in the notice of termination.

Any decision as to the existence of cause for termination shall not be made arbitrarily or capriciously by LSU, and EMPLOYEE will be afforded a reasonable opportunity to present LSU, through the President and Athletic Director, with facts or information relevant to the stated cause(s) for termination.

For purposes of this Section, "cause" for termination shall include but not be limited to the following:

- (1) Committing a material violation of Governing Athletics Regulations, or failing promptly to report any known or reasonably suspected material violation by another person to the Athletic Director and the Associate Athletic Director for Compliance;
- (2) Exhibiting and/or displaying behavior, whether through verbal, non-verbal or other conduct that is insubordinate or inconsistent with EMPLOYEE's duties and responsibilities as set forth in Section 3;
- (3) Committing or being convicted of either: (i) any felony; or (ii) any misdemeanor involving gambling, drugs, or alcohol;
- (4) Engaging in serious misconduct which: (i) displays a continual, serious disrespect or continual, serious disregard for the mission of LSU; (ii) brings

EMPLOYEE into substantial public disrepute sufficient to materially impair EMPLOYEE's ability to perform the obligations contained herein without adverse impact on the Team or Program; or (iii) constitutes moral turpitude or breaches the high moral and ethical standards applicable to EMPLOYEE as a visible representative of LSU;

- (5) Unreasonably refusing or repeatedly failing to perform any duties imposed upon EMPLOYEE herein (including, but not limited to, those duties and responsibilities set forth in Section 3 of this Agreement), or failing to perform the same to the best of EMPLOYEE's reasonable ability, after written notice to EMPLOYEE of LSU's reasonable expectation;
- (6) Knowingly committing material or repeated violations of any provision of this Agreement, provided said initial violations are not cured within ten (10) days of EMPLOYEE's receipt of written notice of the same;
- (7) Prolonged absence from LSU without its consent, which will not unreasonably be withheld;
- (8) (i) Committing fraud in the performance of any duties and responsibilities herein, including, but not limited to, fraud in the preparation, falsification, or alteration of documents or records of LSU, the NCAA, or the SEC, or documents or records pertaining to any recruit or student athlete, including without limitation transcripts, eligibility forms, and compliance reports; or (ii) counseling, instructing, encouraging, or knowingly permitting any other person to commit such fraud;

- (9) (i) Failing to respond accurately and fully within a reasonable time to any reasonable requests or inquiry relating to the performance of any duties herein or during any prior employment at any other institution of higher learning, which request or inquiry is propounded by LSU, the NCAA, the SEC or any other governing body having supervision over the athletic programs of LSU or such other institution of higher education, or required by law or Governing Athletics Regulations; or (ii) counseling, instructing, encouraging, or knowingly and intentionally permitting any other person to fail to so respond;
- (10) (i) Participating in any gambling, bookmaking, wagering, or betting involving any athletic contest whether by soliciting, placing, or accepting a bet or wager or through a bookmaker, a pool, or any other method of gambling; or (ii) counseling, instructing, encouraging, or knowingly and intentionally permitting any student athlete or other individual under or subject to EMPLOYEE's control, authority, or supervision to participate in such activity;
- (11) (i) Furnishing any information or data, other than information or data provided to the general public through press conferences, news releases, and the like, relating in any manner to any intercollegiate sport or any student athlete to any individual whom EMPLOYEE knows (or has constructive knowledge) to be a gambler, bettor, or bookmaker, or an agent of any such person; or (ii) counseling, instructing, or encouraging any

student athlete or other individual under EMPLOYEE's control, authority, or supervision to furnish such information or data;

- (12) Using or consuming alcoholic beverages or controlled substances, steroids, or other drugs or chemicals to such degree and for such appreciable period as to substantially impair EMPLOYEE's ability to perform the duties herein;
- (13) Selling, purchasing, using, or possessing any controlled substances, steroids, or other drugs or chemicals, the sale, purchase, use, or possession of which by EMPLOYEE is prohibited by law or Governing Athletics Rules. The provisions of this subsection do not prohibit the use or possession of substances or drugs lawfully prescribed by a healthcare provider, and used in accordance therewith;
- (14) Knowingly encouraging or permitting the sale, purchase, use, or possession by any student athlete or other individual under EMPLOYEE's control, authority, or supervision of any controlled substances, steroids, or other drugs or chemicals, the sale, purchase, use, or possession of which by such person is prohibited by law or Governing Athletics Rules;
- (15) (i) Failing to reasonably cooperate in the investigation and enforcement of Governing Athletics Regulations; or (ii) counseling, instructing, or encouraging any other person to fail to cooperate in such investigation and enforcement;
- (16) Subject to any right of administrative appeal permitted or granted to EMPLOYEE by the NCAA or SEC, the making or rendition of a finding or

determination by the NCAA, SEC, or any commission, committee, council, or tribunal of the same, of any major or repetitive violations by EMPLOYEE of NCAA or SEC rules, or of any such major or repetitive violations by others under the direct supervision of EMPLOYEE which were knowingly and intentionally permitted, encouraged, or condoned by EMPLOYEE, or about which violations EMPLOYEE knew and should have acted reasonably to prevent, limit, or mitigate (it is recognized that this subsection includes findings or determinations of violations during employment of EMPLOYEE at any other institution of higher education); or

- (17) Failing to report promptly to the Athletic Director and the Associate Athletic Director for Compliance any material violations of Governing Athletics Regulations involving the Team of which EMPLOYEE has actual knowledge.

**B. Termination by LSU Without Cause.**

- (1) LSU shall have the right to terminate this Agreement without cause upon written notice to EMPLOYEE. In such event, LSU will pay EMPLOYEE liquidated damages, in lieu of any and all compensation or sums otherwise due under the terms of this Agreement, and in lieu of any and all other legal remedies or equitable relief as detailed below. In the event of termination by LSU without cause, EMPLOYEE's Base Salary Amount, Supplemental Compensation (if any), Fringe Benefits, and all other compensation and

benefits provided for in this Agreement shall terminate on the termination date, and LSU shall not thereafter be liable to EMPLOYEE for any sums or damages other than the liquidated damages provided for herein and any compensation earned pursuant to this Agreement prior to the termination date. The termination date shall be the date on which written notice of termination is given, or on such later date as may be set forth by LSU in the written notice of termination.

- (2) Liquidated damages under this Section 11.B will be the Base Salary Amount and the guaranteed Supplemental Compensation Amount, if any, for the remaining term of this Agreement, including any extended term. A partial year shall be prorated.
- (3) Liquidated damages under this Section 11.B will be paid in equal monthly installments over a period of time equal to the amount of time then remaining in the term of this Agreement, including any extended term.
- (4) In the event of termination by LSU without cause, the amount of liquidated damages owed by LSU under this Section 11.B shall be reduced and extinguished by and to the extent of any compensation EMPLOYEE earns, receives, or is entitled to receive from the termination date until LSU's obligation pursuant to this Section 11.B to EMPLOYEE terminates or ceases to exist. EMPLOYEE shall exercise due diligence and good faith in seeking other athletically-related employment as soon as practicable at a prevailing market salary resulting from arm's length negotiations. In the event EMPLOYEE obtains other employment, EMPLOYEE will notify

EMPLOYEE: NCB

LSU: \_\_\_\_\_

LSU and provide any and all documentation requested by LSU to determine the amount of compensation received by EMPLOYEE and the amount of offset due to LSU.

- (5) The parties have bargained for this liquidated damages provision, giving consideration to the following: This is a contract for personal services. The parties recognize that termination of this Agreement by LSU prior to its expiration by lapse of term would cause EMPLOYEE to lose the salary, supplemental compensation, fringe benefits, certain other LSU-provided benefits, and possibly other income and benefits provided by third parties, which damages are impossible to determine with certainty. As such, the damages to be suffered by EMPLOYEE in the event of a termination of this Agreement by LSU without cause are difficult to presently and accurately estimate. In addition, the parties expressly agree that all liquidated damages provided for herein are not in any way a donation or a penalty, but rather are a good faith estimate of damages that will be incurred in the event of termination.

**C. Termination by EMPLOYEE Without Cause.**

- (1) EMPLOYEE shall have the right to terminate this Agreement without cause upon written notice to LSU. In the event EMPLOYEE terminates this Agreement without cause, EMPLOYEE will pay LSU liquidated damages, in lieu of any and all other legal remedies or equitable relief. In the event of termination by EMPLOYEE without cause, EMPLOYEE's Base Salary

EMPLOYEE: JCS

LSU: \_\_\_\_\_

Amount, Supplemental Compensation (if any), Fringe Benefits, and all other compensation and benefits provided for in this Agreement shall terminate on the termination date which, unless otherwise agreed to in writing by LSU and EMPLOYEE, shall be the earlier of: (i) the date on which EMPLOYEE provides written notice of termination to LSU; (ii) the date on which EMPLOYEE accepts employment from another employer; or (iii) the date on which EMPLOYEE performs any work or services of any kind or nature whatsoever on behalf of or for the benefit of another employer. EMPLOYEE shall be obligated and hereby agrees to provide LSU written notice of termination within twenty-four (24) hours of accepting employment, whether verbally or in writing, with another employer. LSU shall not thereafter be liable to EMPLOYEE for any sums or damages other than any compensation earned pursuant to this Agreement prior to the termination date.

- (2) Liquidated damages under this Section 11.C shall be (i) fifty percent (50%) of all remaining guaranteed Base Salary and Supplemental Compensation due under the Agreement on the termination date if EMPLOYEE accepts employment in a non-head coaching position with another Southeastern Conference football program or a Division I-A Football Bowl Subdivision program within a 500 mile radius of LSU; or (ii) twenty percent (20%) of all remaining guaranteed Base Salary and Supplemental Compensation due under the Agreement on the termination date if EMPLOYEE terminates this Agreement without cause for any non-head coaching employment or



reason other than that defined in Section 11(C)(2)(i), above. EMPLOYEE shall have the option to pay such amount in a lump sum or in equal monthly installments over a period of time equal to the amount of time then remaining in the Agreement, including any extended term. EMPLOYEE must notify LSU in writing of the payment option he elects on or before the date the first monthly installment would be due. If EMPLOYEE elects the lump sum option, payment in full shall be due on or before sixty (60) days after the termination date. If EMPLOYEE elects to pay in monthly installments, each installment shall be due on or before the last day of each remaining month in the Agreement. EMPLOYEE shall not owe LSU any liquidated damages if EMPLOYEE terminates this Agreement to accept a collegiate head coaching position or any position in the National Football League after the conclusion of the 2018 football season.

- (3) Liquidated damages under this Section 11.C may be waived, in the discretion of the Athletic Director, if EMPLOYEE is not in breach of any provision of this Agreement and LSU determines that such a waiver would serve the best interests of LSU, considering factors such as, but not limited to, EMPLOYEE's length of service with LSU, whether EMPLOYEE is taking another athletically-related job, the impact the timing of EMPLOYEE's notice has on the Team (whether it is given before, during, or after the Team's season and recruiting period), EMPLOYEE's ability and willingness to assist LSU if requested during any transition period

(such as during post-season play after giving notice at the end of the regular season), ease of recruiting a replacement for EMPLOYEE, and the impact requiring the payment of liquidated damages would have on recruiting and retaining other similarly-situated coaches.

- (4) The parties have bargained for this liquidated damages provision, giving consideration to the following: This is a contract for personal services. The parties recognize that termination of this Agreement by EMPLOYEE prior to its expiration by lapse of term, including any extended term, would cause LSU to incur administrative, recruiting, and resettlement costs in obtaining a replacement for EMPLOYEE's position with Team, in addition to potentially increased compensation costs and loss of ticket revenues, loss of recruits or current student-athletes, and intangible damages such as damages to LSU and/or the Program's reputation and goodwill, which damages are impossible to determine with any certainty. EMPLOYEE recognizes that his promise to work for LSU until this Agreement's expiration by lapse of term (including any extended term) is an essential consideration of and a material inducement for LSU's decision to employ him in the position described in Section 2, above. EMPLOYEE also recognizes that LSU is making a highly valuable investment in his continued employment by entering into this Agreement and its investment would be lost or diminished were he to resign or otherwise terminate his employment with LSU prior to the End Date (including any extended term). The payment owed pursuant to this liquidated damages provision is to

reimburse LSU for expenses resulting from EMPLOYEE's early resignation or termination, including but not limited to: (i) searching for, recruiting and hiring a replacement for EMPLOYEE, (ii) relocating a replacement employee, and (iii) buying out the previous contract, if applicable, of a replacement employee. EMPLOYEE expressly agrees that the amount of liquidated damages provided for herein is a reasonable approximation of the harm that LSU will incur in the event of such early termination by EMPLOYEE. In addition, the parties expressly agree that all liquidated damages provided for herein are not in any way a donation or a penalty, but rather are a good faith estimate of damages that will be incurred in the event of termination.

- (5) Unless notice of termination under this Section 11 has been given by either party, neither EMPLOYEE nor EMPLOYEE's agent or representative shall, under any circumstances, discuss or negotiate directly or indirectly prospective employment with any other institution of higher education, professional athletic team, or other athletically-related (including media and sports marketing) prospective employer without giving at least 24 hours prior written notice to the Athletic Director.

**D. Suspension or Other Disciplinary Action.**

- (1) In lieu of termination for cause, and apart from any rights it may have under Section 11.A, LSU may impose disciplinary sanctions less severe than termination upon EMPLOYEE, up to and including suspension or leave

without pay for a period no longer than ninety (90) days for any act or omission which would be grounds for termination for cause. Imposition of such sanctions shall be at the discretion of LSU, which shall not be exercised arbitrarily or capriciously.

- (2) LSU may suspend EMPLOYEE for an indefinite period during any investigation by LSU, another governmental entity, or the NCAA or SEC to determine whether EMPLOYEE has violated any laws or Governing Athletics Regulations. During such suspension, EMPLOYEE shall receive only the Base Salary Amount, and shall not be entitled to receive any other benefits, compensation or remuneration set forth in this Agreement for the period of such suspension. If the matter giving rise to the suspension is finally resolved completely in favor of EMPLOYEE, and does not otherwise represent an independent basis for termination herein for cause, LSU shall pay or make available to EMPLOYEE the benefits and other compensation herein otherwise payable to EMPLOYEE during the period of suspension. Any such benefits which are payable pursuant to this Agreement by an affiliated foundation shall only be paid by such affiliated foundation, subject to its approval. Suspension under this subsection shall not be considered a waiver of nor shall it limit any rights of LSU to terminate EMPLOYEE for cause.
- (3) EMPLOYEE shall be subject to disciplinary or corrective action by the NCAA or SEC for any violation of NCAA or SEC regulations, respectively. Such action by the NCAA or the SEC shall not preclude or in

EMPLOYEE: WCB

LSU: \_\_\_\_\_

any manner affect LSU's right to take such other corrective or disciplinary action as it deems necessary or proper, including termination for cause.

E. **Termination by Death or Disability.** In the event of the death of EMPLOYEE or the incapacity of EMPLOYEE to perform the obligations described in this Agreement with or without reasonable accommodation by reason of illness or some other occurrence beyond the control of either party, and such inability to perform has continued or will continue indefinitely or beyond a reasonable period of time, which shall not be less than sixty (60) days, unless otherwise mutually agreed to by the parties in writing, this Agreement shall terminate as a termination with cause and all future obligations between the parties shall cease upon the termination date reasonably established by LSU, unless otherwise required by law.

F. **Exclusive Remedies and Waiver of Claims.** The financial consequences of termination of this Agreement or suspension herein are exclusively set forth herein. Therefore, with the sole exception of payments required by this Agreement, in any instance of termination for cause or without cause, or suspension or other disciplinary sanction effected in accordance with the procedures established in this Agreement, neither EMPLOYEE nor LSU shall be entitled to receive, and each hereby waives any claim against the other, and their respective board members, officers, directors, agents, employees, successors, and personal representatives for consequential damages by reason of any alleged economic loss, including without limitation loss of collateral income, deferred income, loss of earning capacity, loss of business opportunity, loss of perquisites, loss of fees from speaking, camps or other outside activity, or expectation income, or damages allegedly sustained by

EMPLOYEE: WCB

LSU: \_\_\_\_\_

reason of alleged humiliation or defamation or other non-compensatory and compensatory damages and attorney's fees resulting from the fact of termination, the public announcement thereof, or the release by LSU or EMPLOYEE of information or documents required by law. EMPLOYEE acknowledges that in the event of either termination of this Agreement for cause, without cause, or otherwise, or suspension or other disciplinary sanction effected in accordance with the procedures established in this Agreement, EMPLOYEE shall have no right to occupy the position set forth in Section 2, above, and that EMPLOYEE's sole remedies are provided herein and shall not extend to injunctive relief. EMPLOYEE further acknowledges and agrees that EMPLOYEE is not eligible for and will not be considered for or granted tenure by LSU.

12. **Retention and Return of all Materials, Records, and Other Items.** All documents, records, or materials, including without limitation personnel records, recruiting records, team information, films, statistics, or any other material or data furnished to EMPLOYEE by LSU or developed by EMPLOYEE on behalf of or at the expense of LSU or otherwise in connection with LSU's employment of EMPLOYEE are and shall remain the sole and confidential property of LSU. EMPLOYEE shall be entitled to retain a copy of game plans, self-scout reports and cut ups developed during the term of this Agreement. Within ten (10) days following the expiration or termination of this Agreement, EMPLOYEE shall cause any such materials in EMPLOYEE's possession or control to be delivered to LSU. At the same time, EMPLOYEE shall return to LSU all credit cards, keys, computers, mobile communication devices and other items belonging to LSU which were issued to or are in the possession of EMPLOYEE.

EMPLOYEE: JCS

LSU: \_\_\_\_\_

13. **Annual Leave and Overtime.** Because of the specific nature of EMPLOYEE's job duties and the irregular times during which EMPLOYEE will be required to perform those job duties (for example, working in excess of 40 hours per week during Team's season, post-season, and recruiting period, while having fewer responsibilities in the off-season), EMPLOYEE will **not** earn or accrue annual leave, nor will EMPLOYEE be entitled to any overtime pay or compensatory leave for work in excess of 40 hours in any one week. EMPLOYEE's Base Salary has been mutually negotiated with this understanding, and both EMPLOYEE and LSU agree that the Base Salary Amount would be less if EMPLOYEE were entitled to earn annual leave.

A. If any administrative tribunal, statewide elected official, or state board or commission with jurisdiction over such matters, or any court of competent jurisdiction, rules or publishes a formal written opinion or decision that Louisiana law requires EMPLOYEE to earn annual leave, and such rule or opinion is binding on LSU or LSU otherwise determines to comply with the opinion or ruling, then EMPLOYEE's Base Salary shall be reduced by the dollar value of the annual leave for which EMPLOYEE is credited (using the dollar value of such annual leave as of the date on which the opinion or ruling is published). This reduction shall be retroactive to the date on which EMPLOYEE's earning of annual leave is calculated to begin, and EMPLOYEE shall repay to LSU the amount of the reduction. EMPLOYEE shall pay LSU any amount owed as a result of this retroactive reduction in equal monthly installments for a period of 12 months (or such longer or shorter period as may be mutually agreed in writing by EMPLOYEE and LSU) from the date on which the EMPLOYEE is given notice

EMPLOYEE: WCS

LSU: \_\_\_\_\_

that he will be credited with annual leave pursuant to this Section 13. In the alternative, if not prohibited by the ruling or otherwise disallowed by law, EMPLOYEE may waive his right to annual leave (both retroactively and/or prospectively) in lieu of making the payments that would otherwise be required under this Section 13. EMPLOYEE will accrue and use sick leave in accordance with LSU policy.

B. EMPLOYEE is required to receive authorization from Head Coach of Team (or the Head Coach's designee) prior to being absent from EMPLOYEE's usual duties and responsibilities which authorization shall not be unreasonably withheld.

14. **Entire Contract.** This Agreement, including Schedule A, constitutes and expresses the entire agreement and understanding of the parties concerning the employment of EMPLOYEE by LSU and shall, upon the effective date hereof, supersede any other oral or written agreements between the parties. There are no oral or other agreements, understandings, promises, or representations between the parties affecting this Agreement. Both parties have relied solely on their own respective judgments in entering into this agreement, with full opportunity to seek advice of competent counsel. It shall be construed, if necessary, without reference to the party that was the principal drafter of the Agreement.

15. **Amendments to Contract.** This Agreement may be amended only by a written instrument duly approved by LSU through its designated representatives and accepted by EMPLOYEE, such approval and acceptance to be acknowledged in writing. Except where expressly indicated in this Agreement, the written approval of the LSU Board of

EMPLOYEE: WCB

LSU: \_\_\_\_\_



Supervisors shall be required to amend or waive any terms or conditions set forth herein. EMPLOYEE expressly acknowledges that it would be unreasonable to rely upon any oral representations, or any representations made by anyone other than the particular LSU representative(s) authorized by this Agreement, that purport to amend or waive any terms of this Agreement.

16. **Severability**. If any provision of this Agreement shall be deemed invalid or unenforceable, either in whole or in part, this Agreement shall be deemed amended to delete or modify, as necessary, the offending provision or to alter the bounds thereof in order to render it valid and enforceable.
17. **No Waiver of Default**. No waiver by the parties hereto of any default or breach of any covenant, term or condition of this Agreement shall be deemed to be a waiver of any other default or breach of the same or any other covenant, term or condition contained herein.
18. **Sovereign Immunity Not Waived**. It is expressly agreed and understood between the parties that nothing contained herein shall be construed to constitute a waiver or relinquishment by LSU of any rights to claim such exemptions, privileges and immunities as may be provided by law.
19. **"Force Majeure" Clause**. Neither party shall be considered in default of performance of any obligations under this Agreement if such performance is prevented or delayed by Force Majeure. "Force Majeure" shall be understood to be any cause which is beyond the reasonable control of the party affected and which is forthwith, by notice from the party affected, brought to the attention of the other party, including but not limited to war, hostilities, revolution, civil commotion, strike, lockout, epidemic, accident, fire, wind or

flood or any requirement of law, legislative enactment, or executive order, or an act of God.

20. **Governing Laws.** This Agreement shall be enforced and construed in accordance with the laws of Louisiana. Any civil action to enforce this Agreement shall be brought in a state or federal court having subject matter and personal jurisdiction over the parties that is domiciled in East Baton Rouge Parish, Louisiana.

THE PARTIES hereto have executed this Agreement on the day, month and year first above written.

BOARD OF SUPERVISORS OF LOUISIANA STATE UNIVERSITY AND AGRICULTURAL AND MECHANICAL COLLEGE

By: \_\_\_\_\_  
F. King Alexander, President Date  
Louisiana State University and  
Agricultural and Mechanical College

William C. Busch 2-20-18  
William C. Busch Date

**RECOMMENDED:**

Joseph Alleva  
Joseph Alleva, Vice Chancellor and Athletic Director  
Louisiana State University and  
Agricultural and Mechanical College

\_\_\_\_\_  
Daniel T. Layzell, Executive Vice President for Finance and Administration/CFO  
Louisiana State University and  
Agricultural and Mechanical College

EMPLOYEE: WCB

LSU: \_\_\_\_\_

**Schedule A – Supplemental Terms for William C. Busch**

This Schedule A supplements and further defines the provisions of the Employment Agreement dated February 10, 2018, entered into between LSU and William C. Busch, to which it is attached (the “Agreement”). In the event of a direct and clear conflict between the other provisions of the Agreement and this Schedule A, the provisions of this Schedule A shall control.

1. Subject to the terms and conditions set forth in Section 7.A of the Agreement, EMPLOYEE shall receive Post-Season Incentive Compensation in the amounts, and based on attaining the goals, shown below. The maximum aggregate amount of Post-Season Incentive Compensation allowable to be paid shall be \$75,000:

- |    |   |             |
|----|---|-------------|
| a) | Western Division Representative SEC Championship Game | \$10,000 OR |
|    | SEC Champions   | \$15,000    |

AND the highest goal attained of any one of the following:

- |    |   |             |
|----|---|-------------|
| b) | Non College Football Playoff (CFP) Bowl Participant | \$10,000 OR |
| c) | CFP Bowl Participant                                | \$25,000 OR |
| d) | CFP Semifinal Game Participant                      | \$35,000 OR |
| e) | CFP National Championship Game Participant          | \$45,000 OR |
| f) | CFP National Champion                               | \$60,000    |

2. Section 8 of the Agreement is supplemented to add the following subsections after the end of subsection C:

- D. One-time reimbursement of household moving expenses in accordance with LSU policy and state law;

- E. One-time payment of \$5,000 to be used for miscellaneous relocation expenses not reimbursed in accordance with the provisions of subsection D above; and
  - F. Temporary housing at a site chosen by the Athletic Director for a period not to exceed 60 days.
3. University acknowledges that a necessary element of inducing Coach to accept employment with University is University's commitment to pay up to \$30,000 of the expense that Coach would incur as a result of terminating his contract with Rutgers, The University of New Jersey and commencing employment with University. University has authorized the reimbursement of Coach for this expense under its accountable plan (as described in section 1.62-2 of the Treasury regulations) and will pay said sum directly to Rutgers, The University of New Jersey. University will report these funds to the IRS as a reimbursement to Coach. If required by the IRS or deemed necessary by Coach or University, University will report these funds to the IRS as a reimbursement to Coach.
4. All other provisions of the Agreement remain unchanged.



**Louisiana State University  
Metric Data**




**March 16, 2018**





# Table of contents

	Page
LSU Performance Metrics Executive Summary	1
Louisiana State University and A&M	3
Louisiana State University Agricultural Center	26
Louisiana State University Alexandria	37
Louisiana State University Eunice	55
Louisiana State University Shreveport	72
Health Sciences Center New Orleans	96
Health Sciences Center Shreveport	123
Pennington Biomedical Research Center	151



## LSU Performance Metrics Executive Summary

The LSU performance indicators are designed to provide campus leadership and the Board of Supervisors with a mechanism for evaluating annual institutional performance. This document includes a summary of the LSU campuses performance metrics data. The metrics data provided allow institutions to discuss descriptive metrics and performance measures within the context of each campus' mission.

In complex university systems, the distinct and quite different institutions do not measure their performance against each other but against the larger marketplaces where they compete. Two elements are critical for the effectiveness of performance measurement. First is the constant tracking of improvement from year to year. Second is the periodic benchmarking of campus performance against appropriate national counterparts. Data provided in this document speak primarily to the first element of annual improvement. Subsequent work by the campuses in identifying appropriate measures of performance against national counterparts provide a context for the second, national benchmarking element, of effective performance measurement.

The utility of these data points for evaluating institutional performance varies by campus and mission. Below is a general outline of metrics data captured in this document. Please note that for example, in some institutions, enrollment growth is critical to survival; for others, enrollment is stable and other indicators will be more important. Other institutions may pay particular attention to undergraduate education, others to research or technology transfer. Consequently, although this data describe the scale of operations, their utility as metrics for performance improvement measurement varies.

Below is a general outline of metrics data captured in this document. These metrics represent a start to what is expected to become a significant analysis and measuring tool for the Louisiana State University and its institutions.

### General Metrics Description


- Metric I: Degrees and Credentials (*Including distribution by race, ethnicity, and other characteristics*)
- Metric II: Enrollment data (*Including distribution by race, ethnicity, and other characteristics such as full and part time*)
- Metric III: Retention, Graduation, Licensure, and Pass Rate (*Standardized State and National Exams*)
- Metric IV: Research Expenditures
- Metric V: Technology Transfer
- Metric VI: Revenue Sources (*Tuition and Fees, Other Revenue Resources*)
- Metric VII: Teaching and Research Productivity
- Metric VII: Hospital Statistics (HSCs only)
- Benchmark: Campus Specific Benchmark Metrics

**Blank Page**

**Louisiana State University and A&M  
Metric Data**



**March 16, 2018**



## Louisiana State University and A&M College

Louisiana State University and A&M College, the state's Flagship University, is ranked as a top-tier, research university-very high research activity (Carnegie Classification) and is one of a few select universities to be designated as a land-, sea-, and space-grant institution. LSU is known for its outstanding undergraduate and graduate academic programs, state-of-the-art research, internationally acclaimed faculty, and strong academic student support programs. The campus is cohesively focused on pursuing and supporting the initiatives outlined in the new planning document, LSU Strategic Plan 2025: Leading Louisiana. Impacting the World. Through its educational, research, and service activities, LSU serves as the state's leading institution in the creation and dissemination of new knowledge and technologies, impacting workforce and economic development throughout the state, region, and nation.

The total degrees awarded (6,749) in 2016-2017 was a 1.8% increase relative to last year's total (6,627), setting a new record for the highest number ever awarded at LSU. (Metric I)

The total degrees awarded in 2016-2017 to Hispanic (340), Black/African American (705), and Asian (227) remain at or above historically high levels. (Metric I)

The number of degrees awarded in science, technology, engineering, and math (STEM) disciplines (1,957) set a new record. (Metric I)

Total undergraduate headcount as of the 14th class day (25,446) was a decline from the prior year but remains well above historic levels at the beginning of the 7-year period reported in this Metric Set. (Metric II)

Total graduate student headcount as of the 14th class day (5,417) is the highest graduate student enrollment for the 7-year period reported in this Metric Set. (Metric II)

Retention from first to second year (82.9%) increased slightly. The percentage graduating after 4 years (41%) increased by over one point, and the percentage graduating in 5 years increased a half point (59.8%). (Metric III)

Louisiana Community College transfer student six year graduation rate (66.2%) increased relative to the previous year's rate (64.6%). (Metric III)

Invention disclosures (72), Licenses/options executed (21) and New Patents filed (44) are all at an all-time high (Metric V).

Total endowment value (\$479,694,123) is the highest in the 8 year series. (Metric VI)

Total net revenue from first-time-full-time freshmen (\$55,255,647) increased from the previous year. (Metric VI)

## **LSU and A&M VISION and MISSION:**

As the flagship institution of the state, the vision of Louisiana State University is to be a leading research-extensive university, challenging undergraduate and graduate students to achieve the highest levels of intellectual and personal development. Designated as a land, sea, and space-grant institution, the mission of Louisiana State University is the generation, preservation, dissemination, and application of knowledge and cultivation of the arts.

In implementing its mission, LSU is committed to:

- \*offer a broad array of undergraduate degree programs and extensive graduate research opportunities designed to attract and educate highly qualified undergraduate and graduate students;

- \*employ faculty who are excellent teacher-scholars, nationally competitive in research and creative activities, and who contribute to a world-class knowledge base that is transferable to educational, professional, cultural, and economic enterprises; and

- \* use its extensive resources to solve economic, environmental, and social challenges.

(Mission Statement approved December 2006 and reaffirmed October 2012)



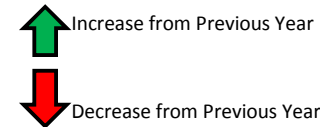
# Louisiana State University and A&M

## Metrics at a Glance

2016-2017

Legend:

Statistic		Current	% Change from Previous Period
High	Low		
X	Y		
Z	%		



Metric I Degrees Awarded	Metric II Enrollment	Metric III Student Success	Metric IV Research Expenditures	Metric V Technology Transfer	Metric VI Revenues	Metric VII Faculty Productivity
<b>Bachelors</b>	<b>14th Day Enrollment for First Time Degree Seeking Freshmen</b>	<b>Average ACT Score</b>	<b>Engineering Total (in thousands)</b>	<b>Invention Disclosures</b>	<b>Market Value of Endowments</b>	<b>Enrollment in Fall Semester Lecture and Seminar Courses</b>
4,930   4,930	5,725   4,917	25.7   25.6	35,996   34,572	72   72	479,694,123   479,694,123	124,371   122,969
4,388 ↑ 2.6%	4,596 ↓ -10.2%	24.2 ↓ -0.4%	28,895 ↓ -4.0%	31 ↑ 28.6%	264,041,317 ↑ 15.1%	112,591 ↓ -1.1%
<b>Masters</b>	<b>14th Day Degree Seeking New Transfer Student Enrollment</b>	<b>First to Second Year Retention</b>	<b>Physical Sciences Total (in thousands)</b>	<b>Licenses\Options Executed</b>	<b>Total Gross Revenue From First-Time-Full-Time Freshmen</b>	<b>Tenure/tenure track (T/TT) FTE faculty assigned to classes</b>
1,234   1,101	1,046   703	85.4%   82.9%	23,445   18,822	21   21	64,168,034   64,168,034	936   924
967 ↓ -2.9%	647 ↓ -10.3%	82.5% ↑ 0.1%	16,982 ↓ -13.0%	2 ↑ 50.0%	20,722,394 ↑ 6.0%	859 ↑ 2.8%
<b>Doctoral</b>	<b>Total Undergraduate Headcount as of 14th Class Day</b>	<b>Second to Third Year Retention</b>	<b>Environmental Sciences Total (in thousands)</b>	<b>New Patents Filed - Total</b>	<b>Net Revenue From First-Time-Full-Time Freshmen</b>	<b>Non tenure/tenure track FTE faculty assigned to classes</b>
345   315	26,159   25,446	76.5%   72.7%	33,702   29,440	44   44	55,255,647   55,255,647	422   422
231 ↓ -8.4%	23,017 ↓ -2.6%	72.0% ↓ -2.2%	29,440 ↓ -10.4%	12 ↑ 2.3%	15,595,498 ↑ 5.5%	332 ↑ 17.7%
<b>Professional (Veterinary &amp; Law)</b>	<b>Total Graduate Headcount as of 14th Class Day</b>	<b>Six Year Graduation Rate</b>	<b>Life Sciences Total (in thousands)</b>	<b>Active License Agreements</b>	<b>State Appropriation per FTE</b>	<b>Total sch's taught per T/TT FTE faculty</b>
269   269	5,417   5,417	66.9%   64.2%	34,269   31,755	59   59	7,918   4,097	210   183
75 ↑ 5.1%	4,622 ↑ 2.4%	58.7% ↓ -2.0%	28,135 ↓ -7.3%	25 ↑ 63.9%	4,081 ↑ 0.4%	183 ↓ -6.9%
<b>Grand Total Number of Degrees Awarded</b>	<b>Total number of students enrolled who received TOPS</b>	<b>LA Community College Transfer Student Second Year Retention</b>	<b>Social Sciences Total (in thousands)</b>	<b>Licenses Generating Income</b>	<b>Net Revenue generated from auxiliary enterprises</b>	<b>Total sch's taught per non T/TT FTE faculty</b>
6,749   6,749	14,474   13,286	87.6%   80.8%	5,139   4,264	22   12	23,045,303   17,578,127	499   437
5,830 ↑ 1.8%	11,809 ↓ -8.2%	75.2% ↓ -6.7%	3,004 ↑ 14.7%	12 ↓ -45.5%	12,509,351 ↓ -4.2%	397 ↓ -10.4%
<b>Total degrees awarded in STEM</b>	<b>Total number of student enrolled in STEM</b>	<b>LA Community College Transfer Student 6-Year Grad Rate</b>	<b>Total Science &amp; Engineering Disciplines (in thousands)</b>	<b>Total Licensing Income</b>		<b>Direct unrestricted instructional expenditures per FTE student</b>
1,957   1,957	10,716   9,971	68.7%   66.2%	156,434   141,439	907,616   280,672		6,926   6,926
1,397 ↑ 1.8%	7,413 ↓ -5.5%	57.3% ↑ 2.5%	123,318 ↓ -9.6%	121,511 ↑ 6.3%		5,879 ↑ 2.7%

Louisiana State University and A&M

Metric I. Number of degrees conferred by level and professions most important to Louisiana.

	2009-2010	2010-2011	2011-2012	2012-2013	2013-2014	2014-2015	2015-2016	2016-2017
<b>Campus total number of degrees awarded/conferred...</b>								
Bachelors	4,388	4,440	4,600	4,529	4,692	4,649	4,806	4,930
Post-Bachelors	0	0	0	0	0	14	52	76
Masters	1,043	1,094	1,234	1,167	1,114	1,130	1,134	1,101
Post- Masters	0	0	1	0	0	0	0	0
Graduate Certificate	0	0	0	0	0	0	21	25
Doctoral	300	255	322	305	345	331	344	315
Specialist	18	21	12	10	20	10	10	28
Professional (Veterinary & Law)	81	75	82	82	78	84	256	269
Post-Professional	0	0	0	0	0	0	4	5
<b>Grand Total Number of Degrees Awarded</b>	<b>5,830</b>	<b>5,885</b>	<b>6,251</b>	<b>6,093</b>	<b>6,249</b>	<b>6,218</b>	<b>6,627</b>	<b>6,749</b>
<b>Total number of degrees awarded by race/ethnicity...</b>								
Hispanic	155	184	218	203	238	263	341	340
American Indian or Alaska Native	25	19	25	18	19	18	12	19
Asian	158	199	184	167	157	154	212	227
Black or African American	500	491	514	516	551	592	707	705
Native Hawaiian or Other Pacific Islander	0	0	3	2	2	5	6	3
White	4,456	4,460	4,702	4,601	4,674	4,649	4,772	4,873
Two or More Races	11	22	32	50	98	102	118	178
Nonresident Alien	363	363	409	405	434	378	415	358
Race/Ethnicity Unknown	162	147	164	131	76	57	44	46
<b>Total degrees awarded ...</b>								
Total degrees awarded in STEM	1,592	1,578	1,812	1,778	1,792	1,800	1,922	1,957
<b>Total Teacher Education completions (Note BOR Teacher Education Initiatives)</b>								
Total Completed (Regular Program)	179	216	238	244	218	202	175	199
Number Passed (Regular Program)	177	214	233	242	218	202	175	198
Percentage Passed (Regular Program)	99%	99%	98%	99%	100%	100%	100%	100%
Total Completed (Alternate Program)	47	74	65	84	56	60	12	34
Number Passed (Alternate Program)	47	74	65	84	56	60	12	34
Percentage Passed (Alternate Program)	100%	100%	100%	100%	100%	100%	100%	100%
<b>Total number of degrees awarded in Allied Health</b>	<b>0</b>	<b>0</b>	<b>0</b>	<b>0</b>	<b>0</b>	<b>0</b>	<b>0</b>	<b>0</b>

Note: Beginning with Fall 2014 reporting cycle, total degrees awarded in STEM determined by the Complete College America (CCA) definition used by the Board of Regents. Data reported using CCA definition for 2007-08 through 2014-15

List of STEM/SMART CIP code/s: The following list of CIP codes is to serve as a guide but it is not intended to be inclusive of all possibilities. We recognize that some campuses have degree programs centered in schools or colleges that might dictate a different CIP code. The campus should make the appropriate adjustment. In addition, the CIP codes used by the campus should correlate to the Board of Regents. If there is a discrepancy and the campus applies the IPEDS CIP code, then the campus should identify this with a footnote.

- 11 Computer and Information Sciences and Support Services
- 14 Engineering
- 15 Engineering Technologies/Technicians
- 26 Biological and Biomedical Sciences
- 27 Mathematics and Statistics
- 40 Physical Sciences
- 0109 Animal Sciences
- 0110 Food Science and Technology
- 0111 Plant Sciences

**Louisiana State University and A&M**

**Metric I. Number of degrees conferred by level and professions most important to Louisiana.**

0112	Soil Sciences
0301	Natural Resources Conservation and Research
0303	Fishing and Fisheries Sciences and Management
0305	Forestry
0306	Wildlife and Wildlands Science and Management
2901	Military Technologies
3001	Biological and Physical Sciences
3006	Systems Science and Theory
3008	Mathematics and Computer Science
3010	Biopsychology
3016	Accounting and Computer Science
3018	Natural Sciences
3019	Nutrition Sciences
3024	Neuroscience
3025	Cognitive Science
4101	Biology Technician/Biotechnology Laboratory Technician
4102	Nuclear and Industrial Radiologic Technologies/Technicians
4103	Physical Science Technologies/Technicians
4199	Science Technologies/Technicians Other
4211	Physiological Psychology/Psychobiology

**Allied Health CIP Code/s**

Allied Health and Medical Assisting Services	<b>51.08</b>
Allied Health Diagnostic, Intervention, and Treatment Professions	<b>51.09</b>

Louisiana State University and A & M

Metric II. The following metrics will provide the campus enrollment trends.

<b>Enrollment Headcount as of 14th Class Day (Undergraduate)</b>	<b>2011-2012</b>	<b>2012-2013</b>	<b>2013-2014</b>	<b>2014-2015</b>	<b>2015-2016</b>	<b>2016-2017</b>	<b>2017-2018</b>
<i>Undergraduate</i>							
14th Day Enrollment for First Time Degree Seeking Freshmen	5,290	5,725	5,501	5,655	5,624	5,475	4,917
14th Day Enrollment for First Time Degree Seeking Freshmen with In-State Residency	4,148	4,591	4,576	4,650	4,680	4,522	4,093
14th Day Enrollment for First Time Degree Seeking Freshmen that are Non-Residents	1,142	1,134	925	1,005	944	953	824
14th Day Degree Seeking New Transfer Student Enrollment	857	902	933	956	1,046	784	703
14th Day Degree Seeking Re-Admit Enrollment	413	400	415	423	396	373	427
Degree Seeking Continuing Undergraduates	16,812	16,845	17,141	17,418	17,838	17,715	17,251
First-Time Post-Baccalaureate						18	33
Non Degree Undergraduates	608	759	941	1,125	1,255	1,758	2,115
<b>Total Undergraduate Headcount as of 14th Class Day</b>	<b>23,980</b>	<b>24,631</b>	<b>24,931</b>	<b>25,577</b>	<b>26,159</b>	<b>26,123</b>	<b>25,446</b>
<i>Undergraduate</i>							
Full-time (In-State Residency)	17,720	18,120	18,537	19,146	19,635	19,361	18,454
Full-time (Non Residency)	4,557	4,561	4,274	4,049	3,967	3,851	3,606
Part-time (In-State Residency)	1,575	1,824	1,975	2,159	2,330	2,708	3,151
Part-time (Non Residency)	128	126	145	223	227	203	235
<b>Total Undergraduate Headcount as of 14th Class Day</b>	<b>23,980</b>	<b>24,631</b>	<b>24,931</b>	<b>25,577</b>	<b>26,159</b>	<b>26,123</b>	<b>25,446</b>
<i>Graduate</i>							
Full-time (In-State Residency)	3,373	3,324	3,236	3,186	3,538	3,261	3,411
Full-time (Non Residency)	508	522	536	527	696	916	818
Part-time (In-State Residency)	920	866	915	845	772	731	670
Part-time (Non Residency)	204	206	247	316	362	383	518
<b>Total Graduate Headcount as of 14th Class Day</b>	<b>5,005</b>	<b>4,918</b>	<b>4,934</b>	<b>4,874</b>	<b>5,368</b>	<b>5,291</b>	<b>5,417</b>
<b>Total Headcount Enrollment (Undergraduate and Graduate)</b>							
Undergraduate Full-Time	22,277	22,681	22,811	23,195	23,602	23,212	22,060
Undergraduate Part-Time	1,703	1,950	2,120	2,382	2,557	2,911	3,386
Graduate Full-Time	3,881	3,846	3,772	3,713	4,236	4,177	4,229
Graduate Part-Time	1,124	1,072	1,162	1,161	1,132	1,114	1,188
<b>Total Headcount Enrollment (Undergraduate and Graduate)</b>	<b>28,985</b>	<b>29,549</b>	<b>29,865</b>	<b>30,451</b>	<b>31,527</b>	<b>31,414</b>	<b>30,863</b>
<b>Total Undergraduate Full-Time-Equivalent (FTE) Enrollment as of 14th Class Day</b>	<b>22,639</b>	<b>22,988</b>	<b>23,086</b>	<b>23,521</b>	<b>23,989</b>	<b>23,750</b>	<b>22,772</b>
<b>Total Graduate Full-Time-Equivalent (FTE) Enrollment as of 14th Class Day</b>	<b>4,303</b>	<b>4,243</b>	<b>4,248</b>	<b>4,188</b>	<b>4,876</b>	<b>4,809</b>	<b>4,884</b>
<b>Total number of High School Dual Enrollments</b>	<b>269</b>	<b>442</b>	<b>626</b>	<b>801</b>	<b>914</b>	<b>1,401</b>	<b>1,836</b>

**Louisiana State University and A & M**

**Metric II. The following metrics will provide the campus enrollment trends.**

<b>First Time Degree Seeking Enrollment by Race and Ethnicity as of 14th Class Day</b>	<b>2011-2012</b>	<b>2012-2013</b>	<b>2013-2014</b>	<b>2014-2015</b>	<b>2015-2016</b>	<b>2016-2017</b>	<b>2017-2018</b>
Hispanic	266	364	315	365	347	348	313
American Indian or Alaska Native	15	19	16	16	28	18	31
Asian	152	203	221	241	230	216	197
Black or African American	599	718	709	678	752	738	587
Native Hawaiian or Other Pacific Islander	6	4	9	7	8	7	8
White	4,074	4,193	3,979	4,104	4,079	3,977	3,590
Two or More Races	115	148	177	152	88	71	96
Nonresident Alien	51	67	71	81	49	58	51
Race/Ethnicity Unknown	12	9	4	11	43	42	44
<b>Total</b>	<b>5,290</b>	<b>5,725</b>	<b>5,501</b>	<b>5,655</b>	<b>5,624</b>	<b>5,475</b>	<b>4,917</b>
<b>Louisiana Transfer Enrollment</b>	<b>2011-2012</b>	<b>2012-2013</b>	<b>2013-2014</b>	<b>2014-2015</b>	<b>2015-2016</b>	<b>2016-2017</b>	<b>2017-2018</b>
Transfer from Louisiana Community Colleges	192	203	254	327	365	292	257
Transfers from Louisiana Four-Year Universities	309	287	323	284	297	242	223
<b>Student Credit Hours (SCH)</b>	<b>2011-2012</b>	<b>2012-2013</b>	<b>2013-2014</b>	<b>2014-2015</b>	<b>2015-2016</b>	<b>2016-2017</b>	<b>2017-2018</b>
Fall SCH	391,216	395,747	396,880	401,919	416,464	411,524	396,681
Spring SCH	360,193	359,326	364,201	370,998	383,664	376,243	
<b>Total number of students enrolled who received TOPS <sup>1</sup></b>							
Performance	3,249	3,455	3,610	3,677	3,784	3,746	3,446
Opportunity	5,500	5,665	5,406	5,435	5,785	5,772	5,183
Honors	3,906	4,055	4,305	4,515	4,703	4,956	4,657
<sup>1</sup> FY 2017-2018 updated as of January 10, 2018							
<b>Enrollment by specified discipline</b>	<b>2011-2012</b>	<b>2012-2013</b>	<b>2013-2014</b>	<b>2014-2015</b>	<b>2015-2016</b>	<b>2016-2017</b>	<b>2017-2018</b>
Total number of student enrolled in STEM	9,533	9,911	9,862	10,425	10,716	10,552	9,971
Total number of students enrolled in Teacher Education ( Note BOR Teacher Education Initiative)	1,389	1,243	1,039	969	907	801	745
Regular Program	1,247	1,146	989	915	872	778	713
Alternative Program	142	97	50	54	35	23	32
Total number of students enrolled in Allied Health	0	0	0	0	0	0	0

*Note: In December 2012, Teacher Education Programs MATE & MATS enrollments moved from Regular to Alternative for 2009-10, 2010-11, and 2011-12*

*Note: Beginning with Fall 2014 reporting cycle, enrollment in STEM determined by the Complete College America (CCA) definition used by the Board of Regents. Data reported using CCA for 2008-09 through 2014-15*

*Note: Beginning with Fall 2014 reporting cycle, 14th day degree-seeking transfer enrollment includes fall and continuing summer transfers. This methodology used to report 2008-09 through 2015-16 data in December 2015.*

*Note: Beginning with Fall 2015 reporting cycle, headcount enrollment and student credit hours includes Hebert Law Center.*

## Louisiana State University and A & M

Metric II. The following metrics will provide the campus enrollment trends.

*List of STEM/SMART CIP code/s: The following list of CIP codes is to serve as a guide but it is not intended to be inclusive of all possibilities. We recognize that some campuses have degree programs centered in schools or colleges that might dictate a different CIP code. The campus should make the appropriate adjustment. In addition, the CIP codes used by the campus should correlate to the Board of Regents. If there is a discrepancy and the campus applies the IPEDS CIP code, then the campus should identify this with a footnote.*

11	Computer and Information Sciences and Support Services
14	Engineering
15	Engineering Technologies/Technicians
26	Biological and Biomedical Sciences
27	Mathematics and Statistics
40	Physical Sciences
0109	Animal Sciences
0110	Food Science and Technology
0111	Plant Sciences
0112	Soil Sciences
0301	Natural Resources Conservation and Research
0303	Fishing and Fisheries Sciences and Management
0305	Forestry
0306	Wildlife and Wildlands Science and Management
2901	Military Technologies
3001	Biological and Physical Sciences
3006	Systems Science and Theory
3008	Mathematics and Computer Science
3010	Biopsychology
3016	Accounting and Computer Science
3018	Natural Sciences
3019	Nutrition Sciences
3024	Neuroscience
3025	Cognitive Science
4101	Biology Technician/Biotechnology Laboratory Technician
4102	Nuclear and Industrial Radiologic Technologies/Technicians
4103	Physical Science Technologies/Technicians
4199	Science Technologies/Technicians Other
4211	Physiological Psychology/Psychobiology

**Louisiana State University and A & M**

**Metric II. The following metrics will provide the campus enrollment trends.**

**Allied Health CIP Code/s**

Allied Health and Medical Assisting Services

Allied Health Diagnostic, Intervention, and Treatment Professions

**Variables Description**

Headcount Enrollment Undergraduate – Total number of full-time and part-time students enrolled in courses for undergraduate credit.

Headcount Enrollment Undergraduate – Total number of full-time and part-time students enrolled in courses for graduate credit.

Full-Time Equivalent (FTE) – The calculation of FTE can vary by institution. However, FTE enrollment reported for this metric should reconcile to FTE data you report to the Louisiana BoR, SREB and IPEDS for your campus.

Full-Time Student Undergraduate - a student enrolled for 15 or more semester credits or 30 or more contact hours a week each term. (IPEDS)

Dual Enrollment- A student who is enrolled in high school but who is also enrolled, simultaneously, in a postsecondary institution are considered dual enrolled.

Science Technology Engineering and Mathematics (STEM): STEM enrollment is calculated based on STEM CIP codes.

Educations, Nursing, Allied Health - Use the CIP codes as defined by IPEDS for these disciplines to determine the number of students enrolled and graduates in these field of study.

<b>Total number of students enrolled who received TOPS</b>	<b>12,655</b>	<b>13,175</b>	<b>13,321</b>	<b>13,627</b>	<b>14,272</b>	<b>14,474</b>	<b>13,286</b>
--	---------------	---------------	---------------	---------------	---------------	---------------	---------------

Louisiana State University and A& M

Metric III. The following metric will identify the campus trends for retention, graduation, licensure and pass rate.

<b>Analysis of First-time, Full-time, Baccalaureate Degree-seeking Freshmen (fall and prior summer)</b>									
<b>Cohort Type</b>	<b>Cohort Year</b>	<b>Head Count</b>	<b>Average ACT</b>	<b>% continuation to_2nd_Yr</b>	<b>% continuation to_3rd_Yr</b>	<b>Cumulative% Graduating after 4 Yrs</b>	<b>Cumulative % Graduating after 5 Yrs</b>	<b>Cumulative % Graduating after 6 Yrs*</b>	<b>Cumulative% Graduating after 7 Yrs</b>
Total	2003	5,361	24.3	85.1%	73.3%	26.0%	52.0%	58.9%	61.1%
Total	2004	5,696	24.5	83.1%	72.0%	26.2%	53.0%	58.7%	60.7%
Total	2005	4,966	24.8	82.6%	72.0%	29.0%	54.0%	59.9%	61.5%
Total	2006	4,503	25.2	84.7%	75.8%	34.0%	59.2%	65.0%	66.8%
Total	2007	4,588	25.4	85.4%	76.5%	37.9%	62.4%	66.9%	68.5%
Total	2008	5,135	25.4	83.6%	74.3%	37.0%	59.9%	65.0%	66.7%
Total	2009	4,779	25.5	84.1%	75.4%	38.1%	60.0%	64.8%	66.5%
Total	2010	5,477	25.5	83.8%	75.1%	39.2%	60.5%	65.5%	67.1%
Total	2011	5,283	25.4	83.0%	73.0%	38.0%	59.3%	64.2%	
Total	2012	5,717	25.3	82.5%	73.2%	38.8%	59.8%		
Total	2013	5,498	25.5	84.6%	75.5%	41.0%			
Total	2014	5,652	25.6	84.7%	74.3%				
Total	2015	5,619	25.6	82.8%	72.7%				
Total	2016	5,470	25.7	82.9%					
Total	2017	4,910	25.6						
<b>First-time, Full-time, Degree-seeking Louisiana Community College Transfers (fall and prior summer)</b>									
LACCT	2002	192		78.2%	61.1%	47.9%	54.2%	57.3%	57.3%
LACCT	2003	211		80.1%	61.1%	54.0%	61.1%	63.0%	63.5%
LACCT	2004	195		82.6%	63.1%	59.0%	65.6%	68.7%	70.3%
LACCT	2005	205		75.6%	54.6%	48.8%	57.6%	61.5%	63.4%
LACCT	2006	200		80.5%	65.5%	54.0%	61.0%	63.0%	65.0%
LACCT	2007	210		75.2%	56.2%	53.3%	57.6%	59.5%	61.4%
LACCT	2008	240		83.3%	62.1%	56.3%	64.2%	65.8%	67.5%
LACCT	2009	238		84.0%	62.2%	61.3%	66.4%	68.5%	69.3%
LACCT	2010	226		79.2%	58.0%	58.4%	62.8%	64.6%	65.5%
LACCT	2011	195		85.1%	59.0%	58.5%	64.1%	66.2%	
LACCT	2012	201		87.6%	60.2%	68.7%	71.6%		
LACCT	2013	233		86.3%	65.2%	60.9%			
LACCT	2014	305		86.6%	67.9%				
LACCT	2015	344		80.8%					
LACCT	2016	269							

\* Excludes pre-nursing and pre-allied health transfer preparatory programs that are included in IPEDS Grad Rate.



**Louisiana State University and A& M**

**Metric III. The following metric will identify the campus trends for retention, graduation, licensure and pass rate.**

		2010-2011	2011-2012	2012-2013	2013-2014	2014-2015	2015-2016	2016-217
<b>Licensure exams data</b>								
College of Business <sup>1</sup>		56%	51%	57%	60%	63%	57%	56%
School of Education		SEE METRIC I	SEE METRIC I	SEE METRIC I	SEE METRIC I	SEE METRIC I	SEE METRIC I	SEE METRIC I
College of Engineering <sup>2</sup>	Biological	78%	44%	64%	77%	78%	86%	88%
	Chemical	88%	96%	89%	75%	91%	84%	76%
	Civil	62%	59%	68%	66%	72%	72%	65%
	Electrical	71%	68%	56%	60%	88%	55%	77%
	Computer	67%	67%	50%	80%	75%	100%	100%
	Environmental	69%	67%	69%	69%	73%	50%	58%
	Industrial	67%	64%	46%	100%	80%	67%	100%
	Mechanical	93%	93%	85%	86%	94%	82%	88%
	Petroleum	56%	59%	67%	71%	81%	82%	80%
School of Social Work	GSW <sup>3</sup>	56%	72%	75%	73%	76%	75%	75%
	LCSW <sup>4</sup>	66%	69%	76%	74%	68%	62%	63%
School of Veterinary Medicine <sup>5</sup>		96%	98%	96%	91%	100%	95%	94%

<sup>1</sup>CPA Exam Pass Rates represent the average pass rates of all four individual sections.

<sup>2</sup>National Council of Examiners for Engineering Survey (NCEES) Fundamentals of Engineering (FEE) Passage Rates, by Major

<sup>3</sup>Graduate Social Work (GSW) Exam Passage Rates for All Students (First-time and Repeat)

<sup>4</sup>Licensed Clinical Social Work Examination for All Students (First-time and Repeat)

<sup>5</sup>North American Veterinary Licensing Examination (NAVLE) Passage Rates

**Louisiana State University and A & M**

IV. The following metrics will identify the effectiveness of campus research to benefit the state's economic development.

Research Expenditures Field of Science & Engineering	2010-2011		2011-2012		2012-2013		2013-2014		2014-2015		2015-2016		2016-2017	
	Total	Federal	Total	Federal	Total	Federal	Total	Federal	Total	Federal	Total	Federal	Total	Federal
<b>a. Engineering (Total)</b>	30,832	9,284	31,189	9,457	30,387	9,345	35,105	10,560	32,448	7,921	35,996	8,325	34,572	7,260
(1) Aeronautical & astronautical	0	0	0	0	0	0	0	0	0	0	0	0	0	0
(2) Bioengineering/biomedical engineering	0	0	0	0	0	0	0	0	0	0	0	0	0	0
(3) Chemical	5,550	2,463	6,402	2,378	5,943	2,377	7,234	3,038	5,161	2,186	6,276	2,417	5,191	1,389
(4) Civil	9,919	2,039	9,689	2,428	10,194	2,225	10,874	2,258	10,789	1,807	10,978	2,017	11,541	2,331
(5) Electrical	2,043	1,027	1,779	850	1,786	1,039	2,738	1,774	2,166	1,314	2,577	1,156	2,580	1,223
(6) Industrial											446	23	200	66
(7) Mechanical	5,456	2,246	6,012	2,499	5,836	2,444	5,591	2,399	5,455	2,093	5,222	1,997	4,105	1,816
(8) Metallurgical & materials	5,423	699	5,026	742	4,102	644	6,089	460	6,595	197	6,084	118	5,410	0
(9) Other	2,441	810	2,281	560	2,526	616	2,579	631	2,282	324	4,413	597	5,545	435
<b>b. Physical Sciences (Total)</b>	22,216	12,412	23,445	13,088	21,682	12,493	21,816	12,964	21,815	11,552	21,641	11,838	18,822	10,974
(1) Astronomy	0	0	0	0	0	0	0	0	0	0	0	0	0	0
(2) Chemistry	10,524	6,053	10,225	5,343	10,093	5,330	8,503	4,595	7,922	3,778	7,938	3,709	6,711	3,440
(3) Materials Science											0	0	0	0
(4) Physics	11,651	6,359	13,189	7,745	11,511	7,146	13,062	8,327	13,502	7,723	13,415	8,063	11,847	7,393
(5) Other	41	0	31	0	78	17	251	42	391	51	288	66	264	141
<b>c. Environmental Sciences (Total)</b>	31,805	9,950	32,372	9,133	30,493	7,420	31,609	8,985	33,702	8,595	32,845	7,948	29,440	6,967
(1) Atmospheric	0	0	0	0	0	0	0	0	0	0	0	0	0	0
(2) Earth sciences	3,893	998	4,097	804	3,618	954	4,211	1,568	5,295	1,493	5,088	1,378	4,285	1,216
(3) Oceanography	21,825	6,913	22,125	6,902	20,786	5,309	21,210	6,194	21,595	5,825	20,557	4,930	18,124	4,476
(4) Other	6,087	2,039	6,150	1,427	6,089	1,157	6,188	1,223	6,812	1,277	7,200	1,640	7,031	1,275
<b>d. Mathematical Sciences (Total)</b>	2,210	1,507	2,188	1,464	1,663	1,382	1,715	1,427	1,989	1,430	1,872	1,459	1,887	1,639
<b>e. Computer Sciences (Total)</b>	3,265	1,518	2,827	1,318	2,828	1,408	2,767	1,809	3,110	1,541	3,917	1,511	3,459	1,273
<b>f. Life Sciences (Total)</b>	31,514	15,613	29,997	13,950	31,814	14,900	31,803	14,405	31,449	13,479	34,265	15,282	31,755	13,589
(1) Agricultural	395	207	523	185	686	245	937	282	895	276	353	199	211	119
(2) Biological	26,561	15,022	25,001	13,100	26,936	14,333	26,783	13,874	26,377	12,961	11,129	7,598	9,509	6,598
(3) Health Sciences	4,137	182	3,792	181	3,730	41	3,742	37	3,842	53	22,547	7,440	21,960	6,841
(4) Natural Resources											236	45	75	31
(5) Other	421	202	681	484	462	281	341	212	335	189	0	0	0	0
<b>g. Psychology (Total)</b>	1,581	788	1,475	937	1,026	785	1,168	880	607	447	960	316	573	142
<b>h. Social Sciences (Total)</b>	5,017	3,207	4,438	2,091	4,006	1,655	4,286	1,789	3,589	1,471	3,718	1,264	4,264	1,496
(1) Anthropology											0	0	0	0
(2) Economics	1,750	1,348	1,331	652	1,238	458	1,967	840	1,486	734	580	196	934	350
(3) Political science	202	91	232	-1	364	47	216	5	221	0	223	18	201	17
(4) Sociology	1,145	482	693	419	367	180	240	110	502	130	1,170	475	1,543	333
(5) Other	1,920	1,286	2,182	1,021	2,037	970	1,863	834	1,380	607	1,745	575	1,586	796
<b>i. Other Sciences, not elsewhere classified (Total)</b>	17,185	3,769	15,788	2,970	14,700	1,878	15,370	2,931	11,969	613	12,154	831	10,097	288
<b>j. Non-S&amp;E Fields</b>											9,066	1,800	6,570	1,600
(1) Business Management											1,049	36	1,067	14
(2) Communication											187	4	158	12
(3) Education											2,056	1,438	1,821	1,283
(4) Humanities											1,114	51	544	31
(5) Law											927	0	672	7
(6) Social Work											55	0	27	0
(7) Visual & Performing Arts											1,385	132	99	53
(8) Other											2,293	139	2,182	200
<b>k. Total (sum of a through j)</b>	145,625	58,048	143,719	54,408	138,599	51,266	145,639	55,750	140,678	47,049	156,434	50,574	141,439	45,228

**Louisiana State University and A & M**

**Metric V: Technology Transfer**

(The following metric will provide technology transfer data.)

	<b>2010-2011</b>	<b>2011-2012</b>	<b>2012-2013</b>	<b>2013-2014</b>	<b>2014-2015</b>	<b>2015-2016</b>	<b>2016-2017</b>
Invention Disclosures	38	38	31	42	56	56	72
Licenses\Options Executed	5	5	2	3	7	14	21
New Patents Filed - Total	15	14	15	12	20	43	44
New Patents Filed - First in Family	*	*	*	*	*	17	16
US Patents Issued	6	4	10	16	9	13	15
Active License Agreements	25	27	26	26	31	36	59
Licenses Generating Income	15	19	16	15	16	22	12
Total Licensing Income	\$121,511	\$447,892	\$624,135	\$907,616	\$764,290	\$263,934	\$280,672
Start-up Companies Formed	1	0	1	0	3	1	2
Legal Fees Expended	\$297,598	\$429,485	\$275,845	\$316,937	\$332,338	\$364,019	\$305,166
Legal Fees Reimbursed	\$43,280	\$33,642	\$47,599	\$3,928	\$15,499	\$5,270	\$240,719
Percent of Expenses Reimbursed	15%	8%	17%	1%	5%	1%	79%
Legal Fees as a % License Income	245%	96%	44%	35%	43%	138%	109%
Cost per Patent Filed	\$19,840	\$30,678	\$18,390	\$26,411	\$16,617	\$8,466	\$6,936

**LEGEND:**

\* = 2015-2016 was the first year to track

**Louisiana State University and A&M**

**Metric VI. The following metrics will identify the tuition and fee revenues, and, other revenue resources.**

	2009-2010	2010-2011	2011-2012	2012-2013	2013-2014	2014-2015	2015-2016	2016-2017
<b>Total Endowment Value</b> (includes \$ 18,494,925 at Alumni, \$ 434,590,751 at LSU Foundation, \$ 26,608,447 at LSU)	\$296,663,309	\$343,845,949	\$328,557,309	\$356,520,335	\$395,562,005	\$425,409,958	\$416,786,828	\$479,694,123
Earned Interest on Endowments	\$10,964,211	\$12,698,698	\$11,759,696	\$13,111,174	\$14,207,861	\$16,158,675	\$14,793,729	\$17,303,352
Dollar amount of the endowment approved each fiscal year and made available for expenditures by the campus	\$11,279,284	\$12,997,149	\$11,875,074	\$13,344,257	\$14,227,534	\$16,180,494	\$14,967,165	\$17,144,192
<b>Total # of Foundations</b>								
Foundations total Assets (\$ Amount)	\$508,082,263	\$571,566,703	\$566,678,502	\$602,056,292	\$680,602,247	\$663,474,409	\$651,393,401	\$690,666,062
<a href="#">Click here to go to the Foundations Supplemental Table</a>								
<b>Total # of Board of Regents Support Fund</b>								
Total Value (\$ Amount) of BoR Support Fund <sup>1</sup>	\$139,221,475	\$162,020,284	\$157,018,445	\$173,372,710	\$198,207,790	\$210,884,877	\$207,176,712	\$235,243,394
<a href="#">Click here to go to the BoR Support Funds Supplemental Table</a>								
<b>Total number of affiliated off-campus sites (For example, LSU South Campus)</b>								
Total net revenue generated by affiliated off-campus sites	\$180,812	\$185,214	\$184,507	\$328,567	\$534,254	\$535,965	\$540,028	\$538,729
Total \$ amount contributed back to campus by affiliated off-campus sites	\$180,812	\$185,214	\$184,507	\$328,567	\$534,254	\$535,965	\$540,028	\$538,729
<a href="#">Click here to go to the Affiliated Supplemental Table</a>								
<b>Total Gross Revenue Generated from tuition and fees</b>								
Total Gross Revenue From First-Time-Full-Time Freshmen	\$29,410,882	\$39,441,087	\$41,268,912	\$48,898,772	\$50,804,646	\$57,309,718	\$60,561,545	\$64,168,034
Gross Revenue From First-Time-Full-Time Freshmen (In-State Only)	\$14,880,861	\$18,570,251	\$21,153,361	\$26,258,619	\$29,271,569	\$33,297,698	\$37,761,936	\$40,652,489
Gross Revenue From First-Time-Full-Time Freshmen (Out-of-State Only)	\$14,530,021	\$20,870,836	\$20,115,551	\$22,640,153	\$21,533,077	\$24,012,020	\$22,799,610	\$23,515,544
Net Revenue From First-Time-Full-Time Freshmen	\$18,396,795	\$25,103,307	\$34,330,076	\$40,464,549	\$42,377,598	\$50,051,867	\$52,370,421	\$55,255,647
Net Revenue From First-Time-Full-Time Freshmen (In-State Only)	\$10,882,749	\$13,296,098	\$17,206,310	\$21,544,282	\$24,077,225	\$28,768,544	\$32,449,934	\$37,734,536
Net Revenue From First-Time-Full-Time Freshmen (Out-of-State Only)	\$7,514,046	\$11,807,209	\$17,123,766	\$18,920,267	\$18,300,373	\$21,283,323	\$19,920,487	\$17,521,111
<b>Financial Aid</b>								
Total institutional dollars awarded need based aid for entering freshmen class	XXXXXXXXXX	\$2,280,335	\$2,531,340	\$3,225,447	\$3,247,021	\$4,093,106	\$4,791,764	\$4,923,131
Total institutional dollars awarded non-need aid for entering freshmen class	XXXXXXXXXX	\$14,782,771	\$6,740,939	\$8,068,681	\$8,870,263	\$12,653,037	\$16,463,492	\$14,304,821
Total institutional dollars awarded need based aid for entering freshmen class LA residents	XXXXXXXXXX	\$2,055,651	\$2,288,600	\$2,966,684	\$3,224,235	\$4,048,552	\$4,752,990	\$4,883,130
Total institutional dollars awarded non-need based aid for entering freshmen class LA residents	XXXXXXXXXX	\$4,177,018	\$2,480,313	\$2,872,069	\$3,463,601	\$4,109,763	\$7,524,098	\$4,783,676
Total institutional dollars awarded need based aid for entering freshmen class non-residents	XXXXXXXXXX	\$224,684	\$242,740	\$258,763	\$22,786	\$44,554	\$38,774	\$40,001
Total institutional dollars awarded non-need based aid for entering freshmen class non-residents	XXXXXXXXXX	\$10,605,753	\$4,260,626	\$5,196,612	\$5,406,662	\$8,543,274	\$8,939,394	\$9,521,145
<b>State Appropriation per FTE<sup>2</sup></b>	\$6,595	\$5,507	\$5,340	\$4,934	\$4,191	\$4,172	\$4,081	\$4,097
<b>Net Revenue Generated from auxiliary enterprises (i.e., bookstores, dining services)</b>	\$16,519,891	\$20,474,503	\$20,696,795	\$15,881,226	\$18,919,888	\$23,045,303	\$18,340,849	\$17,578,127

<sup>1</sup> Total assets from LSU Foundation and Alumni Foundation audited consolidated financial statement. The only assets included in these statements that relate to the Tiger Athletic Foundation are the endowed funds the LSU Foundation manages for TAF. TAF's total assets are reported in its own financial statements. LSU Foundation total assets are included on LSU A&M, Law Center, and LSU Agricultural Center Metric reports.

<sup>2</sup> State Appropriation per FTE = the Board of Regents Formula Appropriations Per FTE which includes State General Fund and Statutory Dedications.

**Definitions:**

**Endowment Value** equals the market value of the endowment as of June 30 of the reporting year.

**FTE-** Full time equivalent

**Payout from Endowment** equal interest earned on endowment.

**Gross Revenue Generated from Student Enrollment FTE** equals revenue gain from student tuitions and fees.

**Net Revenue Generated from Student Enrollment FTE** equals gross revenue from enrollment headcount minus institutional supported financial aid.

**Net Revenue from Auxiliary** equal gross revenue generated from auxiliary enterprises minus debt services and other financial obligations.

## Metric VII. The following metric will identify teaching and research productivity

	Fall 2009	Fall 2010	Fall 2011	Fall 2012	Fall 2013	Fall 2014	Fall 2015	Fall 2016
<b>Enrollment in Fall Semester Lecture and Seminar Courses</b>								
Lower Division Undergraduate Courses								
Total Enrollment	73,158	75,717	75,650	76,675	77,095	78,284	79,129	77,632
Number of Sections	1,449	1,428	1,423	1,468	1,522	1,567	1,523	1,523
Average section size	50	53	53	52	51	50	52	51
Upper Division Undergraduate Courses								
Total Enrollment	30,398	30,492	31,150	31,549	31,727	32,440	33,559	33,849
Number of Sections	1,012	1,001	1,005	1,035	996	984	1,017	989
Average section size	30	30	31	30	32	33	33	34
Graduate/Professional Courses								
Total Enrollment	9,035	9,606	9,291	9,340	9,361	9,206	11,683	11,488
Number of Sections	536	569	552	563	550	534	606	606
Average section size	17	17	17	17	17	17	19	19
All Lecture and Seminar Courses								
Total Enrollment	112,591	115,815	116,091	117,564	118,183	119,930	124,371	122,969
Number of Sections	2,997	2,998	2,980	3,066	3,068	3,085	3,146	3,118
Average section size	38	39	39	38	39	39	40	39
<b>Fall Teaching Activity</b>								
Tenure/tenure track (T/TT) FTE faculty assigned to classes	935.84	913.05	858.76	881.14	884.41	889.57	899.10	924.01
Non tenure/tenure track FTE faculty assigned to classes	331.76	338.97	333.18	348.62	350.12	349.81	358.37	421.65
FTE graduate assistants assigned to classes	196.8	171.26	180.76	166.8	170.82	141.3	132.67	144.00
Organized class sections including labs, fall only								
Sections taught by tenure/tenure track faculty	1,672	1,625	1,600	1,630	1,780	1,869	1,797	1,892
Sections taught by non tenure/tenure track faculty	1,064	1,071	1,086	1,161	1,285	1,428	1,479	1,597
Sections taught by graduate assistants	564	578	575	553	620	492	490	488
Average # of class sections taught per FTE T/TT faculty								
Average # of class sections taught per FTE non T/TT faculty	1.79	1.78	1.86	1.85	2.01	2.10	2.00	2.05
Average # of class sections taught per 0.5 FTE graduate assistants	3.21	3.16	3.26	3.33	3.67	4.08	4.13	3.79
Average # of class sections taught per 0.5 FTE graduate assistants	1.43	1.69	1.59	1.66	1.81	1.74	1.85	1.69
% class sections taught by T/TT faculty								
% class sections taught by non T/TT faculty	51%	50%	49%	49%	48%	49%	48%	48%
% class sections taught by non T/TT faculty	32%	33%	33%	35%	35%	38%	39%	40%
% class sections taught by graduate assistants	17%	18%	18%	17%	17%	13%	13%	12%
Student Credit Hours (SCH'S), fall only								
Undergraduate	322,046	331,371	332,019	334,258	337,168	348,478	346,010	356,458
Graduate	40,785	43,520	43,334	43,032	41,787	40,685	40,148	32,549
Total student credit hours	362,831	374,891	375,353	377,290	378,955	389,163	386,158	389,007
Undergraduate SCH'S taught by T/TT faculty	145,120	149,606	144,306	136,831	134,695	141,206	143,422	141,908
Graduate SCH's taught by T/TT faculty	37,390	38,065	36,421	36,884	36,525	34,179	33,643	27,481
Total SCH's taught by T/TT faculty	182,510	187,671	180,727	173,715	171,220	175,385	177,065	169,389
Total SCH's taught by non T/TT faculty	134,634	140,088	147,279	159,009	162,634	174,419	174,827	184,251
Total SCH's taught by graduate assistants	45,686	47,132	47,347	44,565	44,621	39,360	34,266	35,368

Louisiana State University A&M

Metric VII. The following metric will identify teaching and research productivity

	Fall 2009	Fall 2010	Fall 2011	Fall 2012	Fall 2013	Fall 2014	Fall 2015	Fall 2016
Undergraduate SCH's taught per T/TT FTE faculty	155	164	168	155	152	159	160	154
Graduate sch's taught per T/TT FTE faculty	40	42	42	42	41	38	37	30
Total sch's taught per T/TT FTE faculty	195	206	210	197	194	197	197	183
Total sch's taught per non T/TT FTE faculty	406	413	442	456	465	499	488	437
Total sch's taught per 0.5 FTE graduate assistants	116	138	131	134	131	139	129	123
% sch's taught by T/TT faculty	50	50	48	46	45	45	46	44
% sch's taught by non T/TT faculty	37	37	39	42	43	45	45	47
% sch's taught by graduate assistants	13	13	13	12	12	10	9	9
	<b>2009-2010</b>	<b>2010-2011</b>	<b>2011-2012</b>	<b>2012-2013</b>	<b>2013-2014</b>	<b>2014-2015</b>	<b>2015-2016</b>	<b>2016-2017</b>
<b>Annual Instruction and Research Ratios</b>								
Annual student credit hours (sch's), fall & spring								
Undergraduate	628,618	645,475	650,900	656,143	662,791	676,714	688,803	678,442
Graduate	97,771	101,613	100,509	98,930	98,290	96,203	111,325	109,325
Total	726,389	747,088	751,409	755,073	761,081	772,917	800,128	787,767
Annual FTE students	25,028	25,750	25,885	25,994	26,188	26,566	27,599	27,170
Direct unrestricted instructional expenditures	158,583,348	162,975,514	164,087,820	161,462,479	168,276,409	175,961,805	186,218,363	188,187,520
Direct unrestricted instructional expenditures per SCH	218	218	218	214	221	228	233	239
Direct unrestricted instructional expenditures per FTE student	6,336	6,329	6,339	6,212	6,426	6,624	6,747	6,926
Personnel costs as % of direct unrestricted instructional expenditures	93	91	91	91	92	92	92	92
Total FTE faculty (instruction, research, public service)	1413.84	1371.6	1298.4	1322.39	1339.39	1379.8	1333.39	1446.95
Total T/TT FTE faculty (instruction, research, public service)	1026.4	992.1	937.1	958.9	952.4	973.08	979.77	1016.69
Tenure/Tenure Track FTE faculty as % of total FTE faculty	72.6%	72.3%	72.2%	72.5%	71.1%	70.5%	73.5%	70.3%
Research expenditures	155,188,000	152,044,000	149,885,000	145,005,000	153,099,000	147,627,000	156,434,000	141,439,000
Research expenditures per T/TT FTE faculty	\$151,196	\$153,255	\$159,946	\$151,220	\$160,751	\$151,711	\$159,664	\$139,117

\*\*\*Note: Beginning in Fall 2016 LSU data source has changed to Workday. Due to reporting from a different platform, some methodologies have been revised. Law Center faculty and class sections are also included beginning this year.

Fall 2009

Fall 2010

Fall 2011

Fall 2012

Fall 2013

Fall 2014

Fall 2015

Fall 2016

**Definitions:****Enrollment in Fall Semester Lecture and Seminar Courses**

Total enrollment, number of sections offered, and average section size are reported by course level for fall semester lecture and seminar classes. Courses offered through Academic Programs Abroad and Continuing Education are excluded. Source: fall semester 14<sup>th</sup> class day course file.

Lower Division Undergraduate Courses: Courses typically associated with the first and second years of college study; courses numbered 0001 through 2999.

Upper Division Undergraduate Courses: Courses typically associated with the third and fourth years of college study; courses numbered 3000 through 4999.

Graduate/Professional Courses: Courses typically associated with first professional or post-baccalaureate study; courses numbered 5000 through 9999.

**Fall Teaching Activity**

Full Time Equivalent (FTE) faculty: Faculty appointed at 100% effort are 1 FTE. Faculty appointed at 50% effort are 0.5 FTE.

Full Time Equivalent (FTE) graduate assistants: Typical appointment for a graduate assistant is 50% effort or 0.5 FTE.

Full Time Equivalent (FTE) faculty assigned to classes include (1) faculty who are tenured or on tenure track appointment, (2) faculty on annual appointment, and (3) graduate assistants. Only classes taught as part of the normal salary (on load) are included. Only unrestricted instruction, research, and public service funds are used in calculation of FTE. Source: fall semester faculty assignment file.

Organized class sections: Regularly scheduled classes meeting in classroom or similar facilities at stated times; lecture, laboratory, and seminar instruction; excludes independent study classes. Source: fall semester faculty assignment file.

Student credit hour (SCH): Course credit value multiplied by course enrollment.

**Annual Instruction and Research Ratios**

Annual student credit hours: Fall and spring student credit hours reported by level of student (undergraduate or graduate). Source: fall and spring 14<sup>th</sup> class day course files.

Annual full time equivalent (FTE) student is equivalent to the sum of undergraduate fall and spring student credit hours divided by 30 plus the sum of graduate fall and spring student credit hours divided by 24.

Direct unrestricted instructional expenditures: Instructional funds expended by academic units (those offering degrees and/or courses.) Source: Analysis of Current Unrestricted Fund Expenditures (C-2A), Supplement to the Financial Report.

Personnel costs: Salaries, wages, and related benefits reported on Analysis of Current Unrestricted Fund Expenditures (C-2A), Supplement to the Financial Report.

Total FTE faculty: All faculty ranks charged to instruction, research, and public service funds regardless of source. Includes both faculty assigned to classes and those who are not. Source: October 31 census payroll file.

Total FTE tenure/tenure track faculty: Faculty described above who are tenured or on tenure track appointments.

Research expenditures: Grand total research and development expenditures from both science and engineering (S&E) and non-S&E fields. Source: National Science Foundation (NSF) Survey of Research and Development Expenditures at Universities and Colleges.



**Table I: Affiliated Off-Campus Sites**

LSU Campus	Name of Affiliated Off- Campus Site	Gross Revenue Generated by Affiliate Campus	Net Revenue Generated by Affiliated Campus	\$ Amount Contributed Back to Campus by Affiliated Off-Site Campus
LSU A&M	EA Sports -- South Campus*			
	2008-09	\$57,690	\$57,690	\$57,690
	2009-10	\$113,000	\$113,000	\$113,000
	2010-11	\$114,000	\$114,000	\$114,000
	2011-12	\$114,000	\$114,000	\$114,000
	2012-13	\$260,250	\$260,250	\$260,250
	2013-14	\$465,000	\$465,000	\$465,000
	2014-15	\$465,000	\$465,000	\$465,000
	2015-16	\$465,000	\$465,000	\$465,000
	2016-17	\$465,000	\$465,000	\$465,000
LSU A&M	Tsunami Sushi -- Shaw Center			
	2008-09	\$80,009	\$72,008	\$72,008
	2009-10	\$75,347	\$67,812	\$67,812
	2010-11	\$79,127	\$71,214	\$71,214
	2011-12	\$78,341	\$70,507	\$70,507
	2012-13	\$75,908	\$68,317	\$68,317
	2013-14	\$76,949	\$69,254	\$69,254
	2014-15	\$78,850	\$70,965	\$70,965
	2015-16	\$83,365	\$75,028	\$75,028
	2016-17	\$81,921	\$73,729	\$73,729

\*Rental income per contract with Department of Economic Development.

**Table II: Board of Regent Support Funds**

LSU Campus	Name of Support Fund	Year	Market Value (\$ Amount)
LSU A&M	Endowed Chairs/Professorship Programs*	2008-09	\$125,172,316
		2009-10	\$139,221,475
		2010-11	\$162,020,284
		2011-12	\$157,018,445
		2012-13	\$173,372,710
		2013-14	\$198,207,790
		2014-15	\$210,884,877
		2015-16	\$207,176,712
		2016-17	\$235,243,394

\*Market value of combined private and state program assets managed by LSU Foundation for Endowed Chairs/Professorship Programs.

**Table III: Summary of Campus Foundations**

<b>LSU Campus</b>	<b>Foundation</b>	<b>Year</b>	<b>Total Assets (\$ Amount)</b>	
LSU A&M	Alumni Association	2008-09	\$30,700,000	
		2009-10	\$32,900,559	
		2010-11	\$33,513,317	
		2011-12	\$33,694,184	
		2012-13	\$34,274,908	
		2013-14	\$36,525,622	
		2014-15	\$36,915,148	
		2015-16	\$34,862,610	
		2016-17	\$36,158,786	
	LSU Foundation, including Tiger Athletic Found*	2008-09	\$446,113,820	
		2009-10	\$475,181,704	
		2010-11	\$538,053,386	
		2011-12	\$532,984,318	
		2012-13	\$567,781,384	
		2013-14	\$644,076,625	
		2014-15	\$626,559,261	
		2015-16	\$616,530,791	
	2016-17	\$654,507,276		

\*Total assets from LSU Foundation's audited consolidated financial statement. The only assets included in these statements that relate to the Tiger Athletic Foundation are the endowed funds the LSU Foundation manages for TAF. TAF's total assets are reported in its own financial statements. Total assets reported for LSU A&M are reported as well in Law Center and LSU Agricultural Center Metric V.

**LOUISIANA STATE UNIVERSITY  
NATIONAL BENCHMARK REPORT**

Institution Name	Total Six-Year Graduation Rate 2010 Cohort	Total Research Expenditures 2015-2016	Total Degrees Awarded 2015-2016	Percent Graduate Student Headcount of Total Headcount Fall 2016	Graduation Rate Cohort As a % of New Degree-Seeking Undergraduates Fall 2016
<b>Louisiana State University</b>	<b>68%</b>	<b>\$284,656,838</b>	<b>6,627</b>	<b>17%</b>	<b>71%</b>
Colorado State University-Fort Collins	67%	\$194,049,160	6,973	21%	74%
Iowa State University	74%	\$208,249,931	7,874	16%	72%
Mississippi State University	60%	\$167,039,803	4,271	16%	66%
North Carolina State University at Raleigh	78%	\$325,250,642	8,909	29%	66%
Purdue University-Main Campus	77%	\$279,160,698	10,546	25%	85%
Texas A & M University-College Station	80%	\$745,169,263	15,272	23%	68%
The University of Tennessee	69%	\$226,365,856	6,703	21%	77%
University of Arkansas	64%	\$146,912,981	6,149	17%	76%
University of Georgia	85%	\$400,533,432	10,389	24%	77%
University of Illinois at Urbana-Champaign	85%	\$522,880,898	12,369	28%	76%
University of Maryland-College Park	87%	\$448,315,596	10,967	27%	65%
University of Nebraska-Lincoln	67%	\$212,913,485	4,961	20%	84%
Virginia Polytechnic Institute and State University	84%	\$374,318,967	8,197	22%	85%
Average-Excluding LSU	75%	\$327,012,362	8,737	22%	75%

Source: IPEDS Data Center Provisional Release Data as of February 2, 2018.

Note: LSU values include LSU Ag. Center, Hebert Law Center, and Pennington Biomedical Research Center as published by IPEDS.


Percent Graduate Enrolled Includes First-Professional

Degrees Awarded Include Certificates

**Louisiana State University  
Agricultural Center  
Metric Data**



**March 16, 2018**



## Louisiana State University Agricultural Center Executive Summary

Declining state appropriations and unfunded mandates continue to hamper our ability to maintain vital LSU AgCenter programs, which target agricultural productivity and profitability, coastal restoration, improved health and welfare, youth development, family success, community sustainability, conservation of soil and water resources, biofuel development, and more.

The AgCenter has taken a variety of measures to balance the budget. Some of these measures include:

Hiring freezes in 2014-15 and 2015-16. Few exceptions were granted on appropriated funds. The hiring freeze continues through 2016-17 but on a more limited basis.

Continued implementation of administrative restructuring; consolidation, restructuring of units; and adjusting programs accordingly.

Restructuring of numerous faculty positions to jointly cover extension, research, and teaching needs.

Reviewing the overall staffing plan for field and station operations to better align programs and personnel with available resources and continue to maximize productivity.

Redesigned business processes to achieve efficiencies; however, these efforts are complicated by implementation of a new ERP, Workday.

Studying all programs to ensure they align closely with core mission, clientele needs, and College of Agricultural student teaching objectives.

Seeking opportunities to maximize resources through collaborative efforts internally and externally.

Deferral of critical equipment and maintenance needs.

Continued emphasis on external grant funding and recognition of faculty who excel in this area.

Retirement incentive programs in 2009 and 2010 and a new one was offered in 2015.

Sustained effort to increase local support for parish Extension Service programs and redesign the overall funding model.

Increased emphasis on securing private and corporate funding and other support.

Among the AgCenter's details in the attached are:

Many of the numbers have decreased with most of the decrease being a result of the overall down-sizing of the AgCenter.

The AgCenter continues to be a national leader relative to royalty income.

The Louisiana 4-H youth development program is one of the largest among our peers, and the success of that program is remains steady. The reduced number of 4-H agents directly impacts the number of youth who can be reached and the numbers in this report show that.

Additionally, 4-H has maintained a partnership with another state governmental entity to co-deliver programs. This collaboration ended this year which also contributed to reduced reach. New collaborations are planned which should lead to an increase next year. The AgCenter continues its commitment to a parish based 4-H model.

The reduction in web page views is attributed to a new web design was necessary due to technology changes. As clientele become familiar with the new site, we anticipate numbers rebounding.

Many factors can negatively impact the AgCenter's ability to deliver the level and range of research and educational programs to which the public is accustomed. However, the AgCenter continues to make every effort to maintain the most critical programs, to remain true to the core mission of improving the lives of Louisiana citizens, and to provide the most possible for every dollar invested in the LSU AgCenter.

## **LSU AgCenter MISSION:**

The overall mission of the LSU Agricultural Center is to enhance the quality of life for people through research and educational programs that develop the best use of natural resources, conserve and protect the environment, enhance development of existing and new agricultural and related enterprises, develop human and community resources, and fulfill the acts of authorization and mandates of state and federal legislative bodies.

# LSU AgCenter

## Metrics at a Glance

2016-2017

Legend:

Statistic		Most Recent Available
High	X	
Low	Z	%


% Change from Previous Period


Increase from Previous Year 


No change 


Decrease from Previous Year 


### Metric IV Research Expenditures


Total Research (in thousands)	
96,360	80,931
80,931	 -10.5%

Number of all research publications	
1,052	581
581	 -10.8%


Dollar amount of grants and contracts awards received	
32,357,786	27,803,644
19,423,446	 -14.1%


Dollar amount of restricted expenditures	
49,163,387	40,975,276
29,658,844	 -16.5%


Number of 4-H volunteer leaders	
9,237	7,245
7,229	 -19.1%


Number of 4-H participants in community service activities	
49,484	41,489
38,082	 -16.2%


### Metric V Technology Transfer


Invention Disclosures	
54	29
25	 -46.3%

Licenses\Options Executed	
18	5
5	 -37.5%


New Patents Filed - Total	
37	37
4	 117.6%


Active License Agreements	
79	65
58	 -7.1%


Licenses Generating Income	
79	34
34	 -46.9%

Total Licensing Income	
10,620,789	7,996,886
7,301,731	 9.5%

### Metric VI Revenues

Market Value of Endowment	
17,132,251	17,132,251
10,841,052	 14.0%

Earned Interest on Endowments	
613,260	609,629
344,837	 14.0%

Market Value (\$ Amount) of BoR Support Fund (Chairs & Professorships)	
9,809,248	9,809,248
5,755,850	 13.4%



LSU AgCenter

IV. The following metrics will identify the effectiveness of campus research and technology transfer to benefit the state's economic development.

Field of Science & Engineering	FY 2011		FY 2012		FY 2013		FY 2014		FY 2015		FY 2016		FY 2017	
	Total	Federal	Total	Federal	Total	Federal	Total	Federal	Total	Federal	Total	Federal	Total	Federal
<b>a. Engineering (Total)</b>	4,826	909	5,974	1,788	7,654	3,221	6,273	2,208	6,280	2,042	6,714	2,413	6,094	2,562
(1) Aeronautical & astronautical	0	0	0	0	0	0	0	0	0	0	0	0	0	0
(2) Bioengineering/biomedical engineering	0	0	0	0	0	0	0	0	0	0	0	0	0	0
(3) Chemical	0	0	0	0	0	0	0	0	0	0	0	0	0	0
(4) Civil	0	0	0	0	0	0	0	0	0	0	0	0	0	0
(5) Electrical	0	0	0	0	0	0	0	0	0	0	0	0	0	0
(6) Mechanical	0	0	0	0	0	0	0	0	0	0	0	0	0	0
(7) Metallurgical & materials	0	0	0	0	0	0	0	0	0	0	0	0	0	0
(8) Other	4,826	909	5,974	1,788	7,654	3,221	6,273	2,208	6,280	2,042	6,714	2,413	6,094	2,562
<b>b. Physical Sciences (Total)</b>	0	0	0	0	0	0	0	0	0	0	0	0	0	0
(1) Astronomy	0	0	0	0	0	0	0	0	0	0	0	0	0	0
(2) Chemistry	0	0	0	0	0	0	0	0	0	0	0	0	0	0
(3) Physics	0	0	0	0	0	0	0	0	0	0	0	0	0	0
(4) Other	0	0	0	0	0	0	0	0	0	0	0	0	0	0
<b>c. Environmental Sciences (Total)</b>	0	0	0	0	0	0	0	0	0	0	0	0	0	0
(1) Atmospheric	0	0	0	0	0	0	0	0	0	0	0	0	0	0
(2) Earth sciences	0	0	0	0	0	0	0	0	0	0	0	0	0	0
(3) Oceanography	0	0	0	0	0	0	0	0	0	0	0	0	0	0
(4) Other	0	0	0	0	0	0	0	0	0	0	0	0	0	0
<b>d. Mathematical Sciences (Total)</b>	301	0	302	0	283	0	365	0	245	0	191	0	197	0
<b>e. Computer Sciences (Total)</b>	0	0	0	0	0	0	0	0	0	0	0	0	0	0
<b>f. Life Sciences (Total)</b>	81,755	11,874	78,661	10,700	76,984	12,643	76,575	9,174	78,428	10,801	83,144	11,713	74,477	9,404
(1) Agricultural	74,094	10,163	71,683	9,084	70,816	10,962	71,305	8,380	73,118	9,497	67,380	7,134	60,656	5,855
(2) Biological	7,661	1,711	6,978	1,616	6,168	1,681	5,270	794	5,310	1,304	5,538	932	5,396	938
(3) Medical	0	0	0	0	0	0	0	0	0	0	0	0	0	0
(4) Natural Resources	0	0	0	0	0	0	0	0	0	0	10,226	3,647	8,425	2,611
(4) Other	0	0	0	0	0	0	0	0	0	0	0	0	0	0
<b>g. Psychology (Total)</b>	0	0	0	0	0	0	0	0	0	0	0	0	0	0
<b>h. Social Sciences (Total)</b>	3,580	940	3,719	901	3,374	1,200	3,443	870	3,483	1,136	0	0	0	0
(1) Economics	3,580	940	3,719	901	3,374	1,200	3,443	870	3,483	1,136	0	0	0	0
(2) Political science	0	0	0	0	0	0	0	0	0	0	0	0	0	0
(3) Sociology	0	0	0	0	0	0	0	0	0	0	0	0	0	0
(4) Other	0	0	0	0	0	0	0	0	0	0	0	0	0	0
<b>i. Other Sciences, not elsewhere classified (Total)</b>	0	0	0	0	243	0	0	0	204	0	332	0	163	0
<b>j. Total (sum of a through i)</b>	<b>90,462</b>	<b>13,723</b>	<b>88,656</b>	<b>13,389</b>	<b>88,538</b>	<b>17,064</b>	<b>86,656</b>	<b>12,252</b>	<b>88,640</b>	<b>13,979</b>	<b>90,381</b>	<b>14,126</b>	<b>80,931</b>	<b>11,966</b>

LSU AgCenter

IV. The following metrics will identify the effectiveness of campus research and technology transfer to benefit the state's economic development.

Enhance the Competitiveness and Sustainability of Louisiana's Food, Fiber, and Natural Resource Based Industries								
	2010-2011	2011-2012	2012-2013	2013-2014	2014-2015	2015-2016	2016-2017	
Average adoption rate of recommended best management practices	73.6%	71.5%	86.7%	71.3%	78.1%	90.0%	76.5%	
Number of research projects	268	268	247	222	181	161	164	
Number of all research publications	722	1,027	1,042	897	748	651	581	
Number of refereed research publications only	215	501	507	458	298	318	317	
Number of new and revised numbered extension publications	138	125	83	87	92	292	229	

Support Increased Economic Opportunities and Improve Quality of Stakeholder's Life								
Dollar amount of grants and contracts awards received	32,245,377	30,027,220	24,189,985	19,423,446	20,232,503	32,357,786	27,803,644	
Dollar amount of restricted expenditures	42,529,920	43,988,246	42,566,431	42,820,393	49,163,387	49,080,501	40,975,276	
Number of educational programs - agriculture and natural resources programs	2,475	11,431**	5,367	4,991	7,224	2,839	2,228	
- nutrition and health programs	2,130	13,628**	12,438	10,630	10,877	11,244	9,343	
Number of educational contacts - agriculture and natural resources programs	1,091,830	604,973**	620,163	666,437	648,609	761,380	673,718	
- nutrition and health programs	846,789	530,946**	252,866	265,119	278,133	288,843	243,604	
Number of web-based contacts - number of web pages viewed	46,537,177	94,345,406	101,745,875	97,433,749	96,292,789	94,224,309	48,758,738	

Build Leaders and Good Citizens through 4-H Youth Development								
Number of 4-H members and participants	206,750	208,568	215,130	221,223	221,223	324,773	160,455	
Number of 4-H volunteer leaders	7,278	7,255	7,243	8,743	9,237	8,961	7,245	
Number of 4-H participants in community service activities	45,433	47,846	39,568	46,729	46,637	49,484	41,489	

\* Introduction of new web design.

\*\* New data collection system implemented. Current reporting system allows a count of each individual educational program conducted whereas the previous system did not allow that count. The new system counts all activities with 2 or more participants as a group teaching method. We have also added nutrition educators to the reporting system. The frequency of reporting has been increased thus increasing accuracy.

# Decrease due to loss in faculty resulting in fewer research projects and funding

**LSU AgCenter**  
**Metric V: Technology Transfer**

(The following metric will provide technology transfer data.)

	2010-2011	2011-2012	2012-2013	2013-2014	2014-2015	2015-2016	2016-2017
Invention Disclosures	25	27	30	36	34	54	29
Licenses\Options Executed	18	9	15	14	9	8	5
New Patents Filed - Total	21	6	6	13	4	17	37
New Patents Filed - First in Family	*	*	*	*	*	4	11
US Patents Issued	5	3	3	2	6	6	6
Active License Agreements	67	58	79	68	64	70	65
Licenses Generating Income	44	44	79	38	44	64	34
Total Licensing Income	\$10,620,789	\$9,582,731	\$9,294,880	\$9,258,701	\$9,757,484	\$7,301,731	\$7,996,886
Start-up Companies Formed	2	1	0	1	2	0	0
Legal Fees Expended	\$285,780	\$199,868	\$239,850	\$197,746	\$276,698	\$388,560	\$356,695
Legal Fees Reimbursed	\$139,762	\$68,184	\$170,421	\$97,776	\$97,776	\$75,697	\$30,714
Percent of Expenses Reimbursed	49%	34%	71%	49%	35%	19%	9%
Legal Fees as a % License Income	3%	2%	3%	2%	3%	5%	4%
Cost per Patent Filed	\$13,609	\$33,311	\$39,975	\$15,211	\$69,174	\$22,856	\$9,640

**LEGEND:**

\* = 2015-2016 was the first year to track

**LSU AgCenter**

**VI. The following metrics will identify the tuition and fee revenues, and, other revenue resources.**

	2009-2010	2010-2011	2011-2012	2012-2013	2013-2014	2014-2015	2015-2016	2016-2017
<b>Total Endowment Value (Total at LSU Foundation)</b>	\$12,280,737	\$14,345,105	\$13,744,965	\$14,760,833	\$16,017,523	\$15,539,337	\$15,032,023	\$17,132,251
Earned Interest on Endowments	\$413,286	\$538,561	\$514,992	\$534,811	\$585,576	\$613,260	\$534,880	\$609,629
<b>Total # of Foundations</b>	2	2	2	2	2	2	2	2
Foundations total Assets (\$ Amount) <sup>1</sup>	\$475,366,344	\$538,251,242	\$533,123,317	\$567,921,959	\$644,340,039	\$626,887,875	\$616,674,894	\$654,610,420
<a href="#">Click here to go to the Foundations Supplemental Table.</a>								
<b>Total # of Board of Regents Support Funds</b>	38	40	41	41	41	41	42	44
Total Value (\$ Amount) of BoR Support Fund	\$6,935,805	\$8,526,550	\$7,819,627	\$8,341,559	\$9,070,205	\$8,794,937	\$8,646,690	\$9,809,248
<a href="#">Click here to go to the BoR Support Funds Supplemental Table.</a>								

<sup>1</sup> Total assets from LSU Foundation audited consolidated financial statement and Louisiana 4-H Foundation. The only assets included in these statements that relate to the Tiger Athletic Foundation are the endowed funds the LSU Foundation manages for TAF. TAF's total assets are reported in its own financial statements. LSU Foundation total assets are included on LSU A&M, Law Center, and LSU Agricultural Center Metric reports

**Endowment Value** equals the market value of the endowment as of June 30 of the reporting year.

**FTE**- Full time equivalent

**Payout from Endowment** equals interest earned on endowment.

**Gross Revenue Generated from Student Enrollment FTE** equals revenue gain from student tuitions and fees.

**Net Revenue Generated from Student Enrollment FTE** equals gross revenue from enrollment headcount minus institutional supported financial aid.

**Net Revenue from Auxiliary** equal gross revenue generated from auxiliary enterprises minus debt services and other financial obligations.




**Table III: Summary of Campus Foundations**

<b>LSU Campus</b>	<b>Foundation</b>	<b>Total Assets (\$ Amount)</b>		
AgCenter	LSU Foundation	654,507,276		
AgCenter	Louisiana 4-H Foundation	103,144		

**Louisiana State University Alexandria  
Metric Data**



**March 16, 2018**





## Louisiana State University Alexandria Executive Summary

Metric 1. The total number of completers receiving awards was relatively flat. Student Credit Hour production was up by 13%.

Metric 2. Overall enrollment has increased for the 3rd year in a row. There were increases in First Time First Year Enrollment and in Dual Enrollment

Metric 3. 3rd year retention remained relatively flat, but 2nd year retention fell from record retention rates in the previous year.

Metric 5. Gross and Net revenues for all student categories increased, while state contributions per FTE were down

Metric 6. Significant increases in Student Credit hours (13%) and faculty production of SCH.

Foundations. The LSUA Foundation began the year valued at \$42,313,574.00 and ended at \$40,167,202.00

Benchmarks. Full Time First Time First Year Bachelor Degree Seeking Retention rates have fallen following 2 record year retention rate years at LSUA; however these rates are still above traditional retention rates for the institution.

## **LSUA MISSION:**

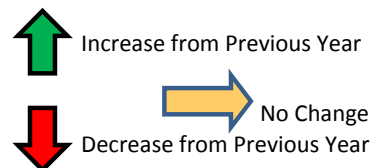
As the only state-supported undergraduate university in Louisiana, LSUA's mission is to provide a broad spectrum of affordable undergraduate degrees in a robust academic environment that challenges students to excel and creates proactive and reciprocal relationships that meet the needs of the diverse student body and community that it serves.

# Louisiana State University Alexandria

## Metrics at a Glance 2016-2017

Legend:

Statistic		Current	% Change from Previous Period
High	Low		
X	Y		
Z	%		



Metric I Degrees Awarded	Metric II Enrollment	Metric III Student Success	Metric V Restricted Revenue	Metric VI Faculty Productivity																				
<b>Associates</b> <table border="1"> <tr><td>180</td><td>133</td></tr> <tr><td>92</td><td>↑ 44.6%</td></tr> </table>	180	133	92	↑ 44.6%	<b>14th Day Enrollment for First Time Full time Freshmen</b> <table border="1"> <tr><td>483</td><td>479</td></tr> <tr><td>298</td><td>↓ -0.8%</td></tr> </table>	483	479	298	↓ -0.8%	<b>Average ACT Score</b> <table border="1"> <tr><td>21.6</td><td>20.3</td></tr> <tr><td>19.4</td><td>↑ 1.5%</td></tr> </table>	21.6	20.3	19.4	↑ 1.5%	<b>Market Value of Endowment</b> <table border="1"> <tr><td>14,874,023</td><td>14,874,023</td></tr> <tr><td>10,077,336</td><td>↑ 2.1%</td></tr> </table>	14,874,023	14,874,023	10,077,336	↑ 2.1%	<b>SCH Enrollment in Fall Semester Lecture and Seminar Courses</b> <table border="1"> <tr><td>11,796</td><td>11,796</td></tr> <tr><td>7,493</td><td>↑ 11.5%</td></tr> </table>	11,796	11,796	7,493	↑ 11.5%
180	133																							
92	↑ 44.6%																							
483	479																							
298	↓ -0.8%																							
21.6	20.3																							
19.4	↑ 1.5%																							
14,874,023	14,874,023																							
10,077,336	↑ 2.1%																							
11,796	11,796																							
7,493	↑ 11.5%																							
<b>Bachelors</b> <table border="1"> <tr><td>269</td><td>269</td></tr> <tr><td>131</td><td>↑ 24.0%</td></tr> </table>	269	269	131	↑ 24.0%	<b>14th Day Transfer Student Enrollment</b> <table border="1"> <tr><td>335</td><td>304</td></tr> <tr><td>170</td><td>↓ -4.4%</td></tr> </table>	335	304	170	↓ -4.4%	<b>Second Year Retention</b> <table border="1"> <tr><td>64.2%</td><td>56.1%</td></tr> <tr><td>40.3%</td><td>↑ 0.7%</td></tr> </table>	64.2%	56.1%	40.3%	↑ 0.7%	<b>Total Gross Revenue From First-Time-Full-Time Freshmen</b> <table border="1"> <tr><td>2,865,344</td><td>2,865,344</td></tr> <tr><td>999,471</td><td>↑ 14.6%</td></tr> </table>	2,865,344	2,865,344	999,471	↑ 14.6%	<b>Tenure/tenure track (T/TT) FTE faculty assigned to classes</b> <table border="1"> <tr><td>87</td><td>63</td></tr> <tr><td>63</td><td>↓ -4.2%</td></tr> </table>	87	63	63	↓ -4.2%
269	269																							
131	↑ 24.0%																							
335	304																							
170	↓ -4.4%																							
64.2%	56.1%																							
40.3%	↑ 0.7%																							
2,865,344	2,865,344																							
999,471	↑ 14.6%																							
87	63																							
63	↓ -4.2%																							
<b>Grand Total Number of Degrees Awarded</b> <table border="1"> <tr><td>411</td><td>411</td></tr> <tr><td>265</td><td>↑ 31.7%</td></tr> </table>	411	411	265	↑ 31.7%	<b>Total Undergraduate Headcount as of 14th Class Day</b> <table border="1"> <tr><td>3,378</td><td>3,378</td></tr> <tr><td>2,026</td><td>↑ 3.1%</td></tr> </table>	3,378	3,378	2,026	↑ 3.1%	<b>Third Year Retention</b> <table border="1"> <tr><td>47.8%</td><td>37.4%</td></tr> <tr><td>28.2%</td><td>↓ -21.8%</td></tr> </table>	47.8%	37.4%	28.2%	↓ -21.8%	<b>Net Revenue From First-Time-Full-Time Freshmen</b> <table border="1"> <tr><td>2,761,529</td><td>2,761,529</td></tr> <tr><td>847,886</td><td>↑ 14.6%</td></tr> </table>	2,761,529	2,761,529	847,886	↑ 14.6%	<b>Total SCH's taught per FTE T/TT faculty</b> <table border="1"> <tr><td>295</td><td>295</td></tr> <tr><td>196</td><td>↑ 9.6%</td></tr> </table>	295	295	196	↑ 9.6%
411	411																							
265	↑ 31.7%																							
3,378	3,378																							
2,026	↑ 3.1%																							
47.8%	37.4%																							
28.2%	↓ -21.8%																							
2,761,529	2,761,529																							
847,886	↑ 14.6%																							
295	295																							
196	↑ 9.6%																							
<b>Total degrees awarded in STEM</b> <table border="1"> <tr><td>17</td><td>15</td></tr> <tr><td>4</td><td>↓ -11.8%</td></tr> </table>	17	15	4	↓ -11.8%	<b>Total number of students enrolled in STEM</b> <table border="1"> <tr><td>297</td><td>266</td></tr> <tr><td>192</td><td>↑ 10.4%</td></tr> </table>	297	266	192	↑ 10.4%	<b>Six Year Graduation Rate</b> <table border="1"> <tr><td>25.4%</td><td>22.6%</td></tr> <tr><td>11.1%</td><td>→ 0.0%</td></tr> </table>	25.4%	22.6%	11.1%	→ 0.0%	<b>State Appropriation per FTE</b> <table border="1"> <tr><td>6,529</td><td>1,720</td></tr> <tr><td>1,720</td><td>↓ -30.6%</td></tr> </table>	6,529	1,720	1,720	↓ -30.6%	<b>Total SCH's taught per FTE non T/TT faculty</b> <table border="1"> <tr><td>300</td><td>255</td></tr> <tr><td>233</td><td>↓ -6.7%</td></tr> </table>	300	255	233	↓ -6.7%
17	15																							
4	↓ -11.8%																							
297	266																							
192	↑ 10.4%																							
25.4%	22.6%																							
11.1%	→ 0.0%																							
6,529	1,720																							
1,720	↓ -30.6%																							
300	255																							
233	↓ -6.7%																							
<b>Total number of degrees awarded in Nursing</b> <table border="1"> <tr><td>99</td><td>83</td></tr> <tr><td>57</td><td>↓ -4.6%</td></tr> </table>	99	83	57	↓ -4.6%	<b>Total number of High School Early Start Enrollments</b> <table border="1"> <tr><td>667</td><td>667</td></tr> <tr><td>132</td><td>↑ 5.4%</td></tr> </table>	667	667	132	↑ 5.4%	<b># of students passing licensure exams (Nurses)</b> <table border="1"> <tr><td>87</td><td>70</td></tr> <tr><td>39</td><td>↑ 37.3%</td></tr> </table>	87	70	39	↑ 37.3%	<b>Net Revenue Generated from auxiliary enterprises</b> <table border="1"> <tr><td>691,170</td><td>197,379</td></tr> <tr><td>-1,214,584</td><td>↓ -29.2%</td></tr> </table>	691,170	197,379	-1,214,584	↓ -29.2%	<b>% SCH's taught by T/TT faculty</b> <table border="1"> <tr><td>64.0%</td><td>53.2%</td></tr> <tr><td>53.1%</td><td>↓ -0.7%</td></tr> </table>	64.0%	53.2%	53.1%	↓ -0.7%
99	83																							
57	↓ -4.6%																							
667	667																							
132	↑ 5.4%																							
87	70																							
39	↑ 37.3%																							
691,170	197,379																							
-1,214,584	↓ -29.2%																							
64.0%	53.2%																							
53.1%	↓ -0.7%																							
<b>Total number of degrees awarded in Allied Health</b> <table border="1"> <tr><td>36</td><td>23</td></tr> <tr><td>19</td><td>→ 0.0%</td></tr> </table>	36	23	19	→ 0.0%	<b>Total number of students enrolled in Allied Health (includes Nursing)</b> <table border="1"> <tr><td>1,409</td><td>712</td></tr> <tr><td>712</td><td>↓ -17.9%</td></tr> </table>	1,409	712	712	↓ -17.9%	<b># of students passing licensure exams (BS in Elementary Education)</b> <table border="1"> <tr><td>21</td><td>13</td></tr> <tr><td>6</td><td>↓ -13.3%</td></tr> </table>	21	13	6	↓ -13.3%		<b>Direct unrestricted instructional expenditures per FTE student</b> <table border="1"> <tr><td>4,822</td><td>4,822</td></tr> <tr><td>3,982</td><td>↑ 5.4%</td></tr> </table>	4,822	4,822	3,982	↑ 5.4%				
36	23																							
19	→ 0.0%																							
1,409	712																							
712	↓ -17.9%																							
21	13																							
6	↓ -13.3%																							
4,822	4,822																							
3,982	↑ 5.4%																							

Louisiana State University Alexandria

Metric I. The following metrics will identify the the number of degrees conferred by level and professions most important to Louisiana.

	2010-2011	2011-2012	2012-2013	2013-2014	2014-2015	2015-2016	2016-2017
<b>Campus total number of degrees awarded/conferred</b>							
Associates	142	118	114	107	101	92	133
Certificates	15	5	11	8	10	3	9
Bachelors	161	180	183	200	218	217	269
Grand Total Number of Degrees Awarded	318	303	308	315	329	312	411
<b>Total number of degrees awarded by race/ethnicity</b>							
Hispanic	7	9	6	12	10	10	22
American Indian or Alaska Native	6	3	4	4	4	4	16
Asian	1	5	2	4	3	1	4
Black or African American	44	47	34	40	49	40	52
Native Hawaiian or Other Pacific Islander	0	0	0	0	0	0	0
White	252	235	259	246	255	246	304
Two or More Races	8	4	3	8	7	0	10
Nonresident Alien	0	0	0	0	0	3	0
Race/Ethnicity Unknown	0	0	0	1	1	8	3
<b>Total degrees awarded</b>							
Total degrees awarded in <b>STEM</b>	11	12	11	14	17	17	15
Total number of degrees awarded in <b>Allied Health</b>	31	20	26	24	19	23	23
Total number of degrees awarded in <b>Nursing</b>	88	58	57	57	69	87	83
<b>Total Teacher Education completions (Note BOR Teacher Education Initiatives)</b>							
Total Completed ( <i>Regular Program</i> )	5	17	17	19	17	15	18
Number Passed ( <i>Regular Program</i> )	5	17	17	19	17	15	18
Percentage Passed ( <i>Regular Program</i> )	100%	100%	100%	100%	100%	100%	100%
Total Completed ( <i>Alternate Program</i> )	8	8	4	7	3	3	4
Number Passed ( <i>Alternate Program</i> )	8	8	4	7	3	3	4
Percentage Passed ( <i>Alternate Program</i> )	100%	100%	100%	100%	100%	100%	100%
Total Completed ( <i>Secondary Ed Minor</i> )	0	3	1	4	0	0	0
Number Passed ( <i>Secondary Ed Minor</i> )	0	3	1	4	0	0	0
Percentage Passed ( <i>Secondary Ed Minor</i> )	0%	100%	100%	100%	0%	0%	0%

Louisiana State University Alexandria

**Metric I. The following metrics will identify the the number of degrees conferred by level and professions most important to Louisiana.**

*List of STEM/SMART CIP code/s: The following list of CIP codes is to serve as a guide but it is not intended to be inclusive of all possibilities. We recognize that some campuses have degree programs centered in schools or colleges that might dictate a different CIP code. The campus should make the appropriate adjustment. In addition, the CIP codes used by the campus should correlate to the Board of Regents. If there is a discrepancy and the campus applies the IPEDS CIP code, then the campus should identify this with a footnote.*

11	Computer and Information Sciences and Support Services
14	Engineering
15	Engineering Technologies/Technicians
26	Biological and Biomedical Sciences
27	Mathematics and Statistics
40	Physical Sciences
0109	Animal Sciences
0110	Food Science and Technology
0111	Plant Sciences
0112	Soil Sciences
0301	Natural Resources Conservation and Research
0303	Fishing and Fisheries Sciences and Management
0305	Forestry
0306	Wildlife and Wildlands Science and Management
2901	Military Technologies
3001	Biological and Physical Sciences
3006	Systems Science and Theory
3008	Mathematics and Computer Science
3010	Biopsychology
3016	Accounting and Computer Science
3018	Natural Sciences
3019	Nutrition Sciences
3024	Neuroscience
3025	Cognitive Science
4101	Biology Technician/Biotechnology Laboratory Technician
4102	Nuclear and Industrial Radiologic Technologies/Technicians
4103	Physical Science Technologies/Technicians
4199	Science Technologies/Technicians Other
4211	Physiological Psychology/Psychobiology

***Nursing CIP Code/s***

	<b>4-Digit CIP Codes</b>
Nursing	<b>51.38</b>

***Allied Health CIP Code/s***

Allied Health and Medical Assisting Services	<b>51.08</b>
Allied Health Diagnostic, Intervention, and Treatment Professions	<b>51.09</b>

Louisiana State University Alexandria

Metric II. The following metrics will provide the campus enrollment trends.

<b>Enrollment Headcount as of 14th Class Day (Undergraduate - No Preparatory)</b>	<b>2011-2012</b>	<b>2012-2013</b>	<b>2013-2014</b>	<b>2014-2015</b>	<b>2015-2016</b>	<b>2016-2017</b>	<b>2017-2018</b>
14th Day Enrollment for First Time Full time Freshmen	345	371	393	430	464	483	479
14th Day Enrollment for First Time Part- time Freshmen	58	54	61	26	43	44	80
14th Day Enrollment for First Time Full Time Freshmen with In-State Residency	280	304	321	393	400	446	372
14th Day Enrollment for First Time Full Time Freshmen that are Non-Residents	7	13	11	37	39	37	27
14th Day Transfer Student Enrollment	226	184	185	241	335	318	304
14th Day re-Admit Enrollment	184	142	160	200	180	158	189
Total Number of Continuing Undergraduates	1,464	1,388	1,288	1,388	1,611	1,641	1,760
<b>Total Undergraduate Headcount as of 14th Class Day</b>	<b>2,219</b>	<b>2,085</b>	<b>2,026</b>	<b>2,707</b>	<b>3,104</b>	<b>3,277</b>	<b>3,378</b>
<i>Undergraduate</i>							
Full-time (In-State Residency)	1,236	1,155	1,219	1,434	1,538	1,648	1,653
Full-time (Non Resident)	35	42	35	115	171	202	171
Part-time (In-State Residency)	936	880	765	1,154	1,378	1,404	1,524
Part-time (Non Resident)	12	8	7	4	17	23	39
<b>Total Undergraduate Headcount as of 14th Class Day</b>	<b>2,219</b>	<b>2,085</b>	<b>2,026</b>	<b>2,707</b>	<b>3,104</b>	<b>3,277</b>	<b>3,378</b>
Total number of <b>High School Early Start Enrollments</b>	<b>394</b>	<b>346</b>	<b>189</b>	<b>422</b>	<b>553</b>	<b>633</b>	<b>667</b>
Total number of <b>Other High School Concurrent Enrollments</b>	<b>0</b>	<b>0</b>	<b>0</b>	<b>0</b>	<b>0</b>	<b>0</b>	<b>0</b>
<b>Total Undergraduate Full-Time-Equivalent (FTE) Enrollment as of 14th Class Day</b>	<b>2,171</b>	<b>2,020</b>	<b>1,972</b>	<b>2,417</b>	<b>2,750</b>	<b>2,908</b>	<b>2,977</b>
<b>Total Undergraduate Full-Time-Equivalent (FTE) Enrollment as of 14th Class Day (Excluding Early Preparatory)</b>	<b>2,029</b>	<b>1901</b>	<b>1896</b>	<b>2,200</b>	<b>2,485</b>	<b>2,603</b>	<b>2,657</b>
<b>Total Undergraduate Full-Time-Equivalent (FTE) Enrollment as of 14th Class Day (Preparatory Only)</b>	<b>142</b>	<b>119</b>	<b>76</b>	<b>217</b>	<b>265</b>	<b>305</b>	<b>320</b>
<b>First Time, Full Time Freshmen Enrollment by Race and Ethnicity as of 14th Class Day</b>	<b>2011-2012</b>	<b>2012-2013</b>	<b>2013-2014</b>	<b>2014-2015</b>	<b>2015-2016</b>	<b>2016-2017</b>	<b>2017-2018</b>
Hispanic	7	17	21	18	17	7	1
American Indian or Alaska Native	6	6	5	13	49	39	4
Asian	2	4	4	4	9	4	15
Black or African American	60	62	46	67	88	83	102
Native Hawaiian or Other Pacific Islander	0	0	0	0	0	0	0
White	262	275	310	329	321	321	317
Two or More Races	4	5	6	14	12	12	28
Nonresident Alien	0	0	1	10	0	12	2
Race/Ethnicity Unknown	4	2	0	1	10	6	10

Louisiana State University Alexandria

**Metric II. The following metrics will provide the campus enrollment trends.**

<b>Louisiana Transfer Enrollment</b>	<b>2011-2012</b>	<b>2012-2013</b>	<b>2013-2014</b>	<b>2014-2015</b>	<b>2015-2016</b>	<b>2016-2017</b>	<b>2017-2018</b>
Transfer from Louisiana Community Colleges	71	53	68	84	91	98	125
Transfers from Louisiana Four-Year Universities	75	94	82	104	113	99	81
<b>Student Credit Hours (SCH) (Includes Preparatory)</b>	<b>2011-2012</b>	<b>2012-2013</b>	<b>2013-2014</b>	<b>2014-2015</b>	<b>2015-2016</b>	<b>2016-2017</b>	<b>2017-2018</b>
Fall SCH	26,050	24,235	23,668	28,999	33,004	35,287	35,720
Spring SCH	23,127	22,265	21,875	26,002	29,644	31,005	31,928
<b>Total number of students enrolled who received TOPS<sup>1</sup></b>							
Performance	86	106	121	136	123	167	136
Opportunity	243	245	423	332	491	387	333
Honors	22	23	28	38	34	47	47
Tech	0	0	0	0	0	0	33
<b>Enrollment by specified discipline<sup>1</sup></b>	<b>2011-2012</b>	<b>2012-2013</b>	<b>2013-2014</b>	<b>2014-2015</b>	<b>2015-2016</b>	<b>2016-2017</b>	<b>2017-2018</b>
Total number of students enrolled in <b>STEM<sup>2</sup></b>	233	192	251	226	230	241	266
Total number of students enrolled in <b>Teacher Education</b> ( Note BOR Teacher Education Initiative)							
Regular Program (Elementary)	197	180	169	151	129	123	133
Alternative Program (Elementary)	17	12	4	5	6	1	3
Regular Program (Secondary)	NA	NA	NA	NA	NA	NA	NA
Alternative Program (Secondary)	16	9	14	10	6	6	8
Total number of students enrolled in <b>Allied Health (includes Nursing)</b>	<b>1,018</b>	<b>885</b>	<b>851</b>	<b>937</b>	<b>815</b>	<b>867</b>	<b>712</b>

<sup>1</sup> These are unduplicated counts for a year; FY 2017-2018 TOPS updated as of January 10, 2018.

<sup>2</sup> These include students pursuing STEM degrees who will have to transfer to complete (e.g., pre-Engineering)

*List of STEM/SMART CIP code/s*

11	
14	
15	
26	
27	Computer and Information Sciences and Support Services
40	Engineering
0109	Engineering Technologies/Technicians
0110	Biological and Biomedical Sciences
0111	Mathematics and Statistics
0112	Physical Sciences
0301	Animal Sciences
0303	Food Science and Technology
0305	Plant Sciences
0306	Soil Sciences
2901	Natural Resources Conservation and Research
3001	Fishing and Fisheries Sciences and Management

**Louisiana State University Alexandria**

**Metric II. The following metrics will provide the campus enrollment trends.**

3006	Forestry
3008	Wildlife and Wildlands Science and Management
3010	Military Technologies
3016	Biological and Physical Sciences
3018	Systems Science and Theory
3019	Mathematics and Computer Science
3024	Biopsychology
3025	Accounting and Computer Science
4101	Natural Sciences
4102	Nutrition Sciences
4103	Neuroscience
4199	Cognitive Science
4211	Biology Technician/Biotechnology Laboratory Technician
	Nuclear and Industrial Radiologic Technologies/Technicians
<i>Education CIP Codes/</i>	Physical Science Technologies/Technicians
Education	Science Technologies/Technicians Other

***Nursing CIP Code/s***

Nursing	<b>13</b>
---------	-----------

***Allied Health CIP Code/s***

Allied Health and Medical Assisting Services	<b>4-Digit CIP Codes</b>
Allied Health Diagnostic, Intervention, and Treatment Professions	<b>51.16</b>

**Variables Description**

- Headcount Enrollment Undergraduate** – Total number of full-time and part-time students enrolled in courses for undergraduate credit.
- Headcount Enrollment Graduate** – Total number of full-time and part-time students enrolled in courses for graduate credit.
- Full-Time Equivalent (FTE)** – The calculation of FTE can vary by institution. 14th day SCH's Divided by 12
- Full-Time Student Undergraduate** - a student enrolled for 12 or more semester credits or 24 or more contact hours a week each term. (IPEDS)
- Dual Enrollment**- A student who is enrolled in high school but who is also enrolled, simultaneously, in a postsecondary institution are considered dual enrolled.
- Science Technology Engineering and Mathematics (STEM):** STEM enrollment is calculated based on STEM CIP codes.
- Educations, Nursing, Allied Health** - Use the CIP codes as defined by IPEDS for these disciplines to determine the number of students enrolled and graduates in these field of study.



**Louisiana State University Alexandria**

**Metric III. The following metric will identify the campus trends for retention, graduation, licensure and pass rate.**

**Analysis of First-time, Full-time, Baccalaureate Degree-seeking Freshmen (Fall Cohorts)<sup>1</sup>**

Cohort Type	Cohort Year	Head Count	Average ACT	% continuation to 2nd_Yr	% continuation to 3rd_Yr	Cumulative % Graduating after 4 Yrs <sup>1</sup>	Cumulative % Graduating after 5 Yrs	Cumulative % Graduating after 6 Yrs	Cumulative % Graduating after 7 Yrs
Fall	2003	121	19.5	52.10%	34.20%	1.70%	6.6%	11.6%	17.3%
Fall	2004	153	20.1	60.8%	37.3%	1.3%	7.8%	11.1%	14.4%
Fall	2005 <sup>2</sup>	149	19.6	40.3%	28.2%	4.7%	8.7%	12.1%	14.1%
Fall	2006	111	19.4	52.3%	34.2%	2.7%	10.8%	13.5%	18.0%
Fall	2007	139	20.4	50.4%	33.1%	7.2%	17.3%	20.1%	20.9%
Fall	2008	130	21.0	53.1%	36.9%	10.0%	18.5%	25.4%	32.3%
Fall	2009	118	21.6	62.2%	35.6%	11.9%	21.2%	24.5%	27.6%
Fall	2010	129	21	62.0%	40.8%	11.6%	19.6%	22.6%	24.5%
Fall	2011	120	21.2	42.5%	32.5%	11.6%	19.1%	22.6%	
Fall	2012	140	21.2	53.6%	46.4%	18.6%	30.5%		
Fall	2013	148	20.6	64.2%	45.9%	16.0%			
Fall	2014	228	21.4	64.0%	47.8%				
Fall	2015	237	20.5	55.7%	37.4%				
Fall	2016	233	20	56.1%					
Fall	2017	215	20.3						

**Louisiana Community College Transfers (LACCT)**

LACCT	2003	60							
LACCT	2004	73							
LACCT	2005	107							
LACCT	2006	104							
LACCT	2007	136							
LACCT	2008	152							
LACCT	2009	141							
LACCT	2010	117							
LACCT	2011	114							
LACCT	2012	107							
LACCT	2013	95							
LACCT	2014	149							
LACCT	2015	208							
LACCT	2016	251							
LACCT	2017	237							

## Louisiana State University Alexandria

**Metric III. The following metric will identify the campus trends for retention, graduation, licensure and pass rate.**

	2008-2009	2009-2010	2010-2011	2011-2012	2012-2013	2013-2014	2014-2015	2015-2016	2016-2017
<b>Number of students passing licensure exams<sup>3</sup></b>									
Nurses	87	66	85	48	48	39	59	51	70
Clinical Laboratory Science	7	7	1	3	4	3	6	4	4
Radiologic Technology	10	13	12	12	7	18	9	9	12
Pharmacy Tech	9	6	13	5	11	8	10	4	11
BS in Elementary Education	21	12	6	14	17	19	17	15	13
Alternative Certificate in Elementary Education	3	5	3	4	3	2	3	1	2
Alternative Certification in Secondary Education	1	2	3	3	1	4	3	N/A	N/A
Alternative Certification in Health and Physical Education K-12		1	2	1	0	1	0	1	2
Minor in Education Leading to Secondary Education (6-12) Certification		1	0	3	1	4	3	N/A	N/A
<b>Percentage of students passing licensure exams<sup>3</sup></b>									
Nurses	88%	94%	99%	96%	98%	93%	90%	94%	95%
Clinical Laboratory Science	100%	70%	100%	67%	80%	60%	100%	100%	100%
Radiologic Technology		93%	100%	100%	100%	81%	89%	100%	100%
Pharmacy Tech		86%	100%	100%	100%	100%	80%	100%	100%
BS in Elementary Education		100%	100%	100%	100%	100%	100%	100%	100%
Alternative Certificate in Elementary Education		100%	100%	100%	100%	100%	100%	100%	100%
Alternative Certification in Secondary Education		100%	100%	100%	100%	100%	100%	N/A	N/A
Alternative Certification in Health and Physical Education K-12		100%	100%	100%	NA	100%	100%	100%	100%
Minor in Education Leading to Secondary Education (6-12) Certification		100%	0%	100%	100%	100%	100%	N/A	N/A

<sup>1</sup> Numbers for each time period represent students graduating with bachelor degrees. There are several more who changed majors and received associate degrees.

<sup>2</sup> Katrina displaced students removed from cohort.

<sup>3</sup> All prospective completers in Education for 2009-2010 have passed licensure exams.

Louisiana State University Alexandria

V. The following metrics will identify the tuition and fee revenues, and, other revenue

	2011-2012	2012-2013	2013-2014	2014-2015	2015-2016	2016-2017
<b>Total Endowment Value</b>	\$13,754,475	\$13,818,083	\$14,691,166	\$14,396,468	\$14,571,174	\$14,874,023
Earned Interest on Endowments	\$542,020	\$525,335	\$586,543	\$692,238	\$514,017	\$617,645
Dollar amount of the endowment approved each fiscal year and made available for expenditures by the campus	\$478,204	\$495,717	\$549,186	\$656,280	\$471,855	\$617,645
<b>Total # of Foundations</b>	1	1	1	1	1	1
Foundations total Assets (\$ Amount)	\$31,379,399	\$32,458,537	\$39,878,868	\$42,313,574	\$40,167,202	\$41,287,845
<a href="#">Click here to go to the Foundations Supplemental Table</a>						
<b>Total # of Board of Regents Support Fund</b>						
Total Value (\$ Amount) of BoR Support Fund	\$3,610,325	\$4,048,538	\$4,395,494	\$6,201,976	\$7,811,894	\$8,418,445
<a href="#">Click here to go to the BoR Support Funds Supplemental Table</a>						
<b>Total Gross Revenue Generated from tuition and fees<sup>1</sup></b>						
Total Gross Revenue From First-Time-Full-Time Freshmen	\$1,218,647	\$1,460,566	\$1,810,532	\$2,379,760	\$2,500,560	\$2,865,344
Gross Revenue From First-Time-Full-Time Freshmen (In-State Only)	\$1,191,236	\$1,421,358	\$1,744,262	\$2,170,774	\$2,233,856	\$2,607,362
Gross Revenue From First-Time-Full-Time Freshmen (Out-of-State Only)	\$27,411	\$39,208	\$66,270	\$208,986	\$266,704	\$283,954
Net Revenue From First-Time-Full-Time Freshmen	\$1,169,177	\$1,346,627	\$1,696,468	\$2,264,339	\$2,409,962	\$2,761,529
Net Revenue From First-Time-Full-Time Freshmen (In-State Only)	\$1,138,452	\$1,322,825	\$1,628,609	\$2,092,528	\$2,184,505	\$2,549,759
Net Revenue From First-Time-Full-Time Freshmen (Out-of-State Only)	\$30,725	\$23,802	\$67,859	\$175,786	\$240,100	\$255,629
<b>Financial Aid</b>						
Total institutional dollars awarded need based aid for entering freshmen class	\$10,000	\$4,408	\$5,030	\$0	\$0	\$0
Total institutional dollars awarded non-need aid for entering freshmen class	\$121,442	\$113,048	\$102,110	\$115,421	\$90,598	\$267,702
Total institutional dollars awarded need based aid for entering freshmen class LA residents	\$10,000	\$97,142	\$5,030	\$0	\$0	\$0
Total institutional dollars awarded non-need based aid for entering freshmen class LA residents	\$116,442	\$4,408	\$83,018	\$78,246	\$49,351	\$240,538
Total institutional dollars awarded need based aid for entering freshmen class non-residents	\$0	\$0	\$0	\$0	\$0	\$0
Total institutional dollars awarded non-need based aid for entering freshmen class non-residents	\$5,000	\$15,906	\$19,092	\$33,200	\$26,604	\$27,164
<b>State Appropriation per FTE<sup>2</sup></b>	\$4,400	\$3,969	\$3,333	\$2,742	\$2,477	\$1,720
<b>Net Revenue Generated from auxiliary enterprises (i.e., bookstores, dining services)</b>	(\$427,931)	\$136,192	(\$1,214,584)	\$36,519	\$278,710	\$197,379

<sup>1</sup> Prior year data only included revenue from tuition, and did not include revenue from fees. Revenue data reported for this year includes both.

<sup>2</sup> State Appropriation per FTE = the Board of Regents Formula Appropriations Per FTE which includes State General Fund and Statutory Dedications.

**Louisiana State University Alexandria**

**Metric VI. The following metrics will identify teaching and research productivity per FTE faculty.**

<b>Enrollment in Fall Semester Lecture and Seminar Courses</b>	<b>2011-2012</b>	<b>2012-2013</b>	<b>2013-2014</b>	<b>2014-2015</b>	<b>2015-2016</b>	<b>2016-2017</b>
<b>Lower Division Undergraduate Courses</b>						
Total Enrollment	6,494	6,065	5,708	7,279	8,325	9,129
Number of Sections	305	297	273	301	326	455
Average section size	21.3	20.4	20.9	24.2	25.5	20.1
<b>Upper Division Undergraduate Courses</b>						
Total Enrollment	1,682	1,527	1,785	2,061	2,256	2,667
Number of Sections	117	104	120	118	118	207
Average section size	14.4	14.7	14.9	17.5	19.1	12.9
<b>All Lecture and Seminar Courses</b>						
Total Enrollment	8,176	7,592	7,493	9,340	10,581	11,796
Number of Sections	422	401	393	419	444	662
Average section size	19.4	18.9	19.1	22.3	23.8	17.8
<b>Fall Teaching Activity</b>						
Tenure/tenure track (T/TT) FTE faculty assigned to classes <sup>1</sup>	78	71	67	68	66	63
Non tenure/tenure track FTE faculty assigned to classes <sup>2</sup>	38	35	35	51	56	64
<b>Organized class sections including labs, fall only</b>						
Sections taught by tenure/tenure track faculty	331	318	292	283	306	413
Sections taught by non tenure/tenure track faculty	208	184	182	271	246	381
Average # of class sections taught per FTE T/TT faculty	4.24	4.48	4.36	4.16	4.65	6.56
Average # of class sections taught per FTE non T/TT faculty	5.47	5.26	5.20	5.31	4.39	5.95
% class sections taught by T/TT faculty	61	63	62	51	55	52
% class sections taught by non T/TT faculty	39	37	38	49	45	48
<b>Student Credit Hours (SCH'S), fall only<sup>3</sup></b>						
Undergraduate	26,011	24,122	23,701	31,484	33,011	34,901
Total SCH's taught by T/TT faculty	15,290	15,191	14,269	16,717	17,676	18,556
Total SCH's taught by non T/TT faculty	10,721	8,937	9,432	14,767	15,335	16,345
Total SCH's taught per FTE T/TT faculty	196	214	213	246	269	295
Total SCH's taught per FTE non T/TT faculty	282	255	269	290	274	255
% SCH's taught by T/TT faculty	59%	63%	60%	53%	54%	53%
% SCH's taught by non T/TT faculty	41%	37%	40%	47%	46%	47%

**Louisiana State University Alexandria**

**Metric VI. The following metrics will identify teaching and research productivity per FTE faculty.**

<b>Annual Instruction and Research Ratios</b>	<b>2011-2012</b>	<b>2012-2013</b>	<b>2013-2014</b>	<b>2014-2015</b>	<b>2015-2016</b>	<b>2016-2017</b>
Annual student credit hours (SCH's), fall & spring						
Undergraduate	53,743	50,872	49,742	59,265	62,655	67,636
Annual FTE students <sup>4</sup>	1,791	1,696	1,658	1,976	1,850	1,844
Direct unrestricted instructional expenditures	8,125,130	7,448,766	7,742,280	7,868,558	8,460,676	8,892,385
<b>Disaggregated Direct Instructional Expenditures</b>						
Salaries	5,408,485	4,951,225	5,097,409	5,073,437	5,170,729	5,493,239
Benefits	2,446,591	2,294,860	2,426,135	2,553,423	2,684,589	2,876,340
Other	270,054	202,681	218,736	241,698	605,358	598,275
Direct unrestricted instructional expenditures per SCH	151	146	156	133	135	131
Direct unrestricted instructional expenditures per FTE student <sup>4</sup>	4,537	4,392	4,670	3,982	4,573	4,822
Personnel costs as % of direct unrestricted instructional expenditures	96.7%	96.7%	97.2%	96.9%	92.8%	94.1%
Total FTE faculty	104	106	102	119	122	127
Total FTE T/TT faculty (instruction, research, public service)	77	72	68	68	66	63
Tenure/Tenure Track FTE faculty as % of total FTE faculty	74	68	67	57	54	50
Restricted research expenditures	462	3,633	20,526	7,337	5,012	6,129
Restricted research expenditures per FTE T/TT faculty	6	50	302	108	76	97

<sup>1</sup> FTE for tenured/tenure-track faculty based on 12 hr teaching load

<sup>2</sup> FTE for non-tenured/tenure-track faculty based on 15 hr teaching load. This group includes full-time instructors and Early Start HS teachers.

<sup>3</sup> All SCHs reported in this spreadsheet are from the production database (not census) so as to accurately reflect B-term class enrollments.

<sup>4</sup> Data reflects IPEDS Fall survey.

## Louisiana State University Alexandria

### Metric VI. The following metrics will identify teaching and research productivity per FTE faculty.

#### Definitions:

**Direct Expenditures for Instructions:** Total Direct Instructional Expenditures include data in certain functional areas - instruction, research, and public service. Direct expenditure data reflect costs incurred for personnel compensation, supplies, and services used in the conduct of each of these functional areas. They include acquisition costs of capital assets such as equipment and library books to the extent that funds are budgeted for the use of departments for instruction, research, and public service. Similar to the Delaware Study, exclude centrally allocated computing costs and centrally supported computer labs, and graduate student tuition remission and fee waivers.

**Instruction:** Instruction includes general academic instruction, occupational and vocational instruction, community education, preparatory and adult basic education, and remedial and tutorial instruction conducted by the teaching faculty for the institution's students. Departmental research and service **which are not separately budgeted** should be included under instruction. In other words, department research which is externally funded should be excluded from instructional expenditures, as should any departmental funds which were expended for the purpose of matching external research funds as part of a contractual or grant obligation. EXCLUDE expenditures for academic administration where the primary function is administration. For example, exclude deans, but include department chairs.)  
Disaggregate total direct instructional expenditures for the institution into the following categories:

**Salaries:** Report all wages paid to support the instructional function in a given department or program during the fiscal year. While these will largely be faculty salaries, be sure to include clerical (e.g., department secretary), professionals (e.g., lab technicians), Graduate student stipends (but not tuition waivers), and any other personnel who support the teaching function and whose salaries and wages are paid **from the institution's instructional budget**.

**Benefits:** Report expenditures for benefits associated with the personnel for whom salaries and wages were reported on the previous entry. If you cannot separate benefits from salaries, but benefits are included in the salary figure you have entered, indicate "Included in Salaries" in the data field. Some institutions book benefits centrally and do not disaggregate to the department level. If you can compute the appropriate benefit amount for the department/program, please do so and enter the data. If you cannot do so, leave the benefit amount as zero and we will impute a cost factor based upon the current benefit rate for your institution, as published in Academe. If no rate is available, we will use a default value of 28%.

**Other Than Personnel Costs:** This category includes non-personnel items such as travel, supplies and expense, non-capital equipment purchases, etc., that are typically part of an instructional department or program's cost of doing business. *Excluded* from this category are items such as central computing costs, centrally allocated computing labs, graduate student tuition remission and fee waivers, etc.

**Research:** This category includes all funds expended for activities specifically organized to produce research outcomes and commissioned by an agency either external to the institution or **separately budgeted** by an organizational unit within the institution. Report total research expenditures only. It is not necessary to disaggregate costs for this category.

**Public Service:** Report all funds **separately budgeted** specifically for public service and expended for activities established primarily to provide non-instructional services beneficial to groups external to the institution. Examples include cooperative extension and community outreach projects. Report total service expenditures only. It is not necessary to disaggregate costs for this category.

**Federally Funded Research:** As defined by NSF

**Total Research and Expenditures:** As defined by NSF

**Table I: Affiliated Off-Campus Sites**

LSUA System Campus	Name of Affiliated Off- Campus Site	Gross Revenue Generated by Affiliate Campus	Net Revenue Generated by Affiliated Campus	\$ Amount Contributed Back to Campus by Affiliated Off-Site Campus	\$ Amount Contributed Back to Campus by Affiliated Off-Site Campus	\$ Amount Contributed Back to Campus by Affiliated Off-Site Campus	\$ Amount Contributed Back to Campus by Affiliated Off-Site Campus
	None						

**Table II: Board of Regent Support Funds**

LSUA System Campus	Name of Support Fund	Endowment Market Value as of 6/30/12	Endowment Market Value as of 6/30/13	Endowment Market Value as of 6/30/14	Endowment Market Value as of 6/30/15	Endowment Market Value as of 6/30/16	Endowment Market Value as of 6/30/17
LSUA	F. Hugh Coughlin Endowed Professorship	121,333.56	128,892.43	140,397.30	136,444.78	130,461.28	142,776.35
LSUA	Mark Eugene Howard Endowed Professorship in Liberal Arts (English)	149,844.06	159,657.14	174,341.02	169,137.77	161,009.43	177,811.85
LSUA	Huie Dellmon Trust Endowed Professorship in Science	161,981.62	172,587.08	188,463.60	182,855.76	174,099.76	192,118.30
LSUA	Howard M. and Eloise Ferris Mulder Endowed Professorship	118,113.00	125,495.65	136,712.50	132,825.30	126,921.33	139,016.76
LSUA	Jenkins-Mulder Endowed Professorship in Business	105,375.34	111,723.60	121,462.85	118,069.63	113,018.49	123,176.42
LSUA	Jack and Sue Ellen Jackson Endowed Professorship in Education	112,378.61	119,363.48	129,969.43	126,224.47	120,538.65	132,013.71
LSUA	Roy O. Martin Lumber Company Endowed Professorship in Nursing	148,344.06	158,044.29	172,577.16	167,463.72	159,488.68	113,114.17
LSUA	Frances Holt Freedman Endowed Professorship in History and Ethics of Nursing	122,420.01	129,405.10	140,129.54	135,906.06	129,676.40	140,930.97
LSUA	Huie Dellmon Trust Endowed Professorship in Liberal Arts and Science	130,875.34	139,145.91	151,667.01	147,306.87	140,639.57	154,311.58
LSUA	J.H. Johnson Endowed Professorship in Business	168,708.50	178,983.33	194,479.18	188,419.99	179,184.28	196,460.71
LSUA	Cliff E LaBorde Sr. Endowed Professorship in Education	117,977.16	125,584.71	137,037.73	133,047.49	126,878.17	139,620.33
LSUA	Barbara M. Martin Endowed Professorship in Nursing	162,714.45	173,489.69	189,555.57	183,832.20	174,834.16	193,320.95
LSUA	Roy and Vinita Martin Endowed Professorship in Math & Sciences	124,155.36	132,183.76	144,199.83	139,826.62	133,017.91	146,690.94
LSUA	Rapides Regional Medical Center Endowed Professorship in Radiologic Technology	121,350.16	128,878.21	140,344.61	136,385.13	130,400.03	142,655.78
LSUA	Carolyn Cole Saunders Endowed Professorship	101,127.99	109,830.35	119,190.82	115,900.42	111,087.70	120,570.18
LSUA	Robert Rife Saunders Endowed Professorship	101,130.62	109,830.24	119,190.57	115,900.15	111,087.40	120,569.71
LSUA	Roy O. Martin Jr. Endowed Professorship in Business	101,916.46	110,026.14	119,720.08	116,608.26	112,045.90	121,740.86
LSUA	Henry Dade Foote Family Endowed Professorship	99,132.96	108,886.00	118,216.68	115,071.56	110,505.22	119,777.47
LSUA	Charles Adrian Vernon and William K. Child Jr. Endowed Professorship in Business	104,284.69	110,617.57	120,363.12	117,131.08	112,350.60	122,286.95
LSUA	Vinita Johnson Martin Endowed Professorship (established 2010)	121,682.46	129,351.09	140,918.19	136,735.24	130,315.05	143,135.54
LSUA	Moreau Family First Generation Endowed Scholarship	0.00	108,459.40	118,713.56	115,299.28	110,059.19	120,872.91
LSUA	LSUA Alumni and Friends Endowed Chair	1,115,476.04	1,169,643.82	1,259,130.33	1,230,100.39	1,193,409.08	1,262,903.66
LSUA	Capital One Endowed Professorship in Business				67,191.33	103,976.93	114,044.93
LSUA	Scott O. Brame/CLECO Endowed Chair in Finance				1,027,305.96	993,632.71	1,131,141.62
LSUA	2010 Endwd Scholarship for First Generation College Students				115,299.28	110,059.19	120,872.91
LSUA	Joanne Lyles White Endowed Professorship in Education				102,730.60	99,363.27	113,114.17
LSUA	2012 Endowed Scholarship for First Generation College Students				102,730.60	99,363.27	113,114.17
LSUA	Elder Care Administration Scholarship				102,730.60	99,363.27	113,114.17
LSUA	Michael Jenkins First Generation Endowed Scholarship					100,342.48	115,535.04
LSUA	Richard Bryan Gwartney Endowed Professorship					106,318.12	122,576.67
LSUA	Howard and Eloise Mulder Endowed Chair in the Arts					1,005,836.66	1,140,672.07
LSUA	Mulder Endowed First Generation Scholarship #1					100,583.67	115,234.12
LSUA	Mulder Endowed First Generation Scholarship #2					100,583.67	115,234.12
LSUA	Mulder Endowed First Generation Scholarship #3					100,250.06	115,234.12
LSUA	Mulder Endowed First Generation Scholarship #4					100,250.06	115,234.12
LSUA	Howard and Eloise Mulder Endowed Professorship #2					100,583.67	114,067.22
LSUA	Howard and Eloise Mulder Endowed Professorship #3					100,250.06	115,589.60
LSUA	Arnold Aubert Vernon Endowed Scholarship				523,495.75	500,108.22	569,908.63
		3,610,322.45	4,048,538.39	4,395,494.24	6,201,976.29	7,811,893.59	8,418,445.48

**Table III: Summary of Campus Foundations**

LSUA System Campus	Foundation	2011-2012	2012-2013	2013-2014	2014-2015	2015-2016	2016-2017
LSUA	LSUA Foundation	\$ 31,379,399.00	\$ 32,458,537.00	\$ 39,878,868.00	\$ 42,313,574.00	\$ 40,167,202.00	\$ 41,287,845.43

**Louisiana State University Alexandria**  
**National Benchmark Report**


	Retention rates		Graduation rates (Class of Fall 2008)	State appropriations as percent of core revenues
	Full Time	Part Time		
Louisiana State University Alexandria	56%	33%	26%	29%
University of Arkansas at Monticello	47%	28%	28%	43%
Dalton State College	7100%	60%	16%	25%
Macon State College	NA	NA	NA	NA
North Georgia College & State University	NA	NA	NA	NA
Rogers State University	65%	36%	20%	32%
Lander University	68%	100%	45%	18%
University of South Carolina Aiken	66%	35%	39%	19%
Christopher Newport University	87%	NA	68%	32%
University of Mary Washington	78%	41%	73%	29%
Concord University	64%	67%	36%	28%
Shepherd University	68%	63%	40%	23%
The University of Virginia's College at Wise	67%	NA	46%	30%
University of Arkansas-Fort Smith	66%	33%	26%	30%



**Louisiana State University Eunice  
Metric Data**



**March 16, 2018**



## Louisiana State University Eunice Executive Summary

Metric I: Although Metric I reflects a decrease in the total number of LSUE graduates, it is a minimal decrease due to the previous years' decline in enrollment (2010-2015.) As enrollment continues to improve, the number of certificates and degrees awarded will also increase.

Metric II: LSUE has experienced a fall-to-fall increase in headcount, semester credit hours, and in the number of TOPS Award recipients. According to the Fall 2017 National Student Clearinghouse data, the fall-to-fall enrollment at community colleges across the country declined 1.7% from the previous fall semester. LSUE's headcount increased 4.7%, dual enrollment increased 13.9%, and semester credit hours are up over 5%.

Metric III: LSUE's fall to fall retention rates declined from the previous year, but we are implementing a new retention plan that includes a Student Success Center, access to supplemental instruction, and provides an early alert system for faculty to easily identify at-risk students. In addition, LSUE launched a centralized advising program for all incoming freshmen that began in January of 2018. Retention and completion will remain key priorities for the upcoming academic year.

Metric V: LSUE's increase in enrollment provided a 33% increase in gross revenue. Net revenues generated from auxiliary services from the 2016-17 academic year are down due to the renovation of the student union to create a the new Geaux Center, a one-stop-shop for enrollment services.

Metric VI: The ratio of courses taught by full-time faculty has decreased 6.4% and part-time instructors decreased by 7.3% due to LSUE's employment of additional nursing and health sciences faculty last fall and the replacement of several previously vacant faculty positions.

Finally, in respect to the "National Benchmark Report" data, it is important to point-out that LSUE students exceed the "National Average" for their success rates in developmental courses (English and Reading); and, they exceed the National Average for their success rates in all three areas in respect to their performance in their first general education course after their completion of their developmental course(s), namely English, Math, and reading/social sciences. In Math, LSUE adopted a Modular Math program for remedial/developmental mathematics' education as part of the campus' QEP (Quality Enhancement Plan) for its SACS-COC (Southern Association of Colleges and Schools-Commission on Colleges). These math classes have demonstrated higher success rates for students in their General Education Mathematics. Therefore, LSUE expects to see its Mathematics' success rates to continue to improve in the years to follow.

## **LSUE MISSION:**

Louisiana State University at Eunice, a member of the Louisiana State University System, is a comprehensive, open admissions institution of higher education. The University is dedicated to high quality, low-cost education and is committed to academic excellence and the dignity and worth of the individual. To this end, Louisiana State University at Eunice offers associate degrees, certificates and continuing education programs as well as transfer curricula. Its curricula span the liberal arts, sciences, business and technology, pre-professional and professional areas for the benefit of a diverse population. All who can benefit from its resources deserve the opportunity to pursue the goal of lifelong learning and to expand their knowledge and skills at LSUE.

- In fulfillment of this mission, Louisiana State University at Eunice strives to achieve the following:
- Encourage traditional and nontraditional populations to take advantage of educational opportunities.
- Create a learning environment which facilitates the integration of knowledge and the development of the whole person.
- Provide a general education which requires all students to master the skills and competencies necessary for lifelong learning.
- Provide programs which parallel four-year college and university courses, including special honors courses, which are directly transferable.
- Prepare students to meet employment opportunities as determined by regional needs.
- Prepare programs of developmental studies which will upgrade student skills to the levels necessary for successful college experience.
- Provide necessary support services to help students realize their maximum potential.
- Create and offer programs of Continuing/Adult Education and community service which respond to the needs of the area.

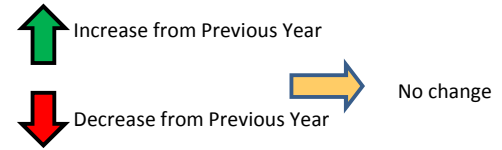
# Louisiana State University Eunice

## Metrics at a Glance

2016-2017

Legend:

Statistic		Most Recent Available
High	X Y	
Low	Z %	% Change from Previous Year



Metric I Degrees Awarded	Metric II Enrollment	Metric III Student Success	Metric V Revenues	Metric VI Faculty Productivity																				
<b>Diploma</b> <table border="1"> <tr><td>4</td><td>0</td></tr> <tr><td>0</td><td>⇒ 0.0%</td></tr> </table>	4	0	0	⇒ 0.0%	<b>14th Day Enrollment for First - Time Full-Time Degree Seeking Freshmen</b> <table border="1"> <tr><td>803</td><td>664</td></tr> <tr><td>524</td><td>↓ -2.9%</td></tr> </table>	803	664	524	↓ -2.9%	<b>First to Second Year Retention</b> <table border="1"> <tr><td>53.8%</td><td>45.3%</td></tr> <tr><td>42.0%</td><td>↓ -13.7%</td></tr> </table>	53.8%	45.3%	42.0%	↓ -13.7%	<b>Market Value of Endowment</b> <table border="1"> <tr><td>2,109,241</td><td>2,109,241</td></tr> <tr><td>1,338,203</td><td>↑ 14.8%</td></tr> </table>	2,109,241	2,109,241	1,338,203	↑ 14.8%	<b>Total class sections taught per FTE full-time faculty</b> <table border="1"> <tr><td>5.5</td><td>5.1</td></tr> <tr><td>4.3</td><td>↓ -6.4%</td></tr> </table>	5.5	5.1	4.3	↓ -6.4%
4	0																							
0	⇒ 0.0%																							
803	664																							
524	↓ -2.9%																							
53.8%	45.3%																							
42.0%	↓ -13.7%																							
2,109,241	2,109,241																							
1,338,203	↑ 14.8%																							
5.5	5.1																							
4.3	↓ -6.4%																							
<b>Associates</b> <table border="1"> <tr><td>323</td><td>278</td></tr> <tr><td>245</td><td>↓ -4.8%</td></tr> </table>	323	278	245	↓ -4.8%	<b>14th Day Transfer Student Enrollment</b> <table border="1"> <tr><td>264</td><td>226</td></tr> <tr><td>153</td><td>↑ 28.4%</td></tr> </table>	264	226	153	↑ 28.4%	<b>Second to Third Year Retention</b> <table border="1"> <tr><td>29.2%</td><td>27.6%</td></tr> <tr><td>18.7%</td><td>↑ 18.0%</td></tr> </table>	29.2%	27.6%	18.7%	↑ 18.0%	<b>Total Gross Revenue From First-Time-Full-Time Freshmen</b> <table border="1"> <tr><td>3,161,076</td><td>3,161,076</td></tr> <tr><td>1,554,016</td><td>↑ 33.6%</td></tr> </table>	3,161,076	3,161,076	1,554,016	↑ 33.6%	<b>Total class sections taught per FTE part-time faculty</b> <table border="1"> <tr><td>5.7</td><td>5.2</td></tr> <tr><td>4.3</td><td>↓ -7.3%</td></tr> </table>	5.7	5.2	4.3	↓ -7.3%
323	278																							
245	↓ -4.8%																							
264	226																							
153	↑ 28.4%																							
29.2%	27.6%																							
18.7%	↑ 18.0%																							
3,161,076	3,161,076																							
1,554,016	↑ 33.6%																							
5.7	5.2																							
4.3	↓ -7.3%																							
<b>Total Number of Degrees Awarded to Louisiana Residents</b> <table border="1"> <tr><td>340</td><td>293</td></tr> <tr><td>255</td><td>↓ -5.2%</td></tr> </table>	340	293	255	↓ -5.2%	<b>Total Undergraduate Headcount as of 14th Class Day</b> <table border="1"> <tr><td>3,431</td><td>3,044</td></tr> <tr><td>2,508</td><td>↑ 4.7%</td></tr> </table>	3,431	3,044	2,508	↑ 4.7%	<b>Success of Academically "At Risk" Students (LSUE Pathways to Success Program - ACT Composite of less than 15)</b>  <b>Fall-to-Fall retention rate</b> <table border="1"> <tr><td>52.0%</td><td>44.0%</td></tr> <tr><td>31.0%</td><td>↓ -10.2%</td></tr> </table>	52.0%	44.0%	31.0%	↓ -10.2%	<b>Net Revenue From First-Time-Full-Time Freshmen</b> <table border="1"> <tr><td>3,128,524</td><td>3,128,524</td></tr> <tr><td>1,513,707</td><td>↑ 35.1%</td></tr> </table>	3,128,524	3,128,524	1,513,707	↑ 35.1%	<b>Total SCH's taught per FTE full-time faculty</b> <table border="1"> <tr><td>333.3</td><td>329.0</td></tr> <tr><td>247.3</td><td>↓ -1.3%</td></tr> </table>	333.3	329.0	247.3	↓ -1.3%
340	293																							
255	↓ -5.2%																							
3,431	3,044																							
2,508	↑ 4.7%																							
52.0%	44.0%																							
31.0%	↓ -10.2%																							
3,128,524	3,128,524																							
1,513,707	↑ 35.1%																							
333.3	329.0																							
247.3	↓ -1.3%																							
<b>Total degrees awarded in STEM</b> <table border="1"> <tr><td>28</td><td>28</td></tr> <tr><td>3</td><td>↑ 75.0%</td></tr> </table>	28	28	3	↑ 75.0%	<b>Total number of student enrolled in STEM</b> <table border="1"> <tr><td>225</td><td>225</td></tr> <tr><td>160</td><td>↑ 21.6%</td></tr> </table>	225	225	160	↑ 21.6%	<b>State Appropriation per FTE</b> <table border="1"> <tr><td>4,496</td><td>2,457</td></tr> <tr><td>2,351</td><td>↓ -11.1%</td></tr> </table>	4,496	2,457	2,351	↓ -11.1%	<b>Total SCH's taught per FTE part-time faculty</b> <table border="1"> <tr><td>320.3</td><td>271.4</td></tr> <tr><td>234.8</td><td>↓ -11.4%</td></tr> </table>	320.3	271.4	234.8	↓ -11.4%					
28	28																							
3	↑ 75.0%																							
225	225																							
160	↑ 21.6%																							
4,496	2,457																							
2,351	↓ -11.1%																							
320.3	271.4																							
234.8	↓ -11.4%																							
<b>Total number of degrees awarded in Allied Health</b> <table border="1"> <tr><td>39</td><td>32</td></tr> <tr><td>29</td><td>↑ 10.3%</td></tr> </table>	39	32	29	↑ 10.3%	<b>Total number of High School Dual Enrollments (Distinct Headcount)</b> <table border="1"> <tr><td>567</td><td>567</td></tr> <tr><td>82</td><td>↑ 13.9%</td></tr> </table>	567	567	82	↑ 13.9%	<b>Percentage of Program Students in Good Academic Standing</b> <table border="1"> <tr><td>83.0%</td><td>72.0%</td></tr> <tr><td>63.0%</td><td>↓ -13.3%</td></tr> </table>	83.0%	72.0%	63.0%	↓ -13.3%	<b>Net Revenue Generated from auxiliary enterprises</b> <table border="1"> <tr><td>463,932</td><td>42,390</td></tr> <tr><td>42,390</td><td>↓ -59.2%</td></tr> </table>	463,932	42,390	42,390	↓ -59.2%	<b>% SCH's taught by full-time faculty</b> <table border="1"> <tr><td>78.4%</td><td>76.4%</td></tr> <tr><td>70.3%</td><td>↓ -2.5%</td></tr> </table>	78.4%	76.4%	70.3%	↓ -2.5%
39	32																							
29	↑ 10.3%																							
567	567																							
82	↑ 13.9%																							
83.0%	72.0%																							
63.0%	↓ -13.3%																							
463,932	42,390																							
42,390	↓ -59.2%																							
78.4%	76.4%																							
70.3%	↓ -2.5%																							
<b>Total number of degrees awarded in Nursing</b> <table border="1"> <tr><td>80</td><td>37</td></tr> <tr><td>37</td><td>↓ -15.9%</td></tr> </table>	80	37	37	↓ -15.9%	<b>Total Number of Student Receiving TOPS Awards</b> <table border="1"> <tr><td>557</td><td>557</td></tr> <tr><td>410</td><td>↑ 1.1%</td></tr> </table>	557	557	410	↑ 1.1%	<b>Mean Grade Point Average of Program Students</b> <table border="1"> <tr><td>2.47</td><td>2.47</td></tr> <tr><td>2.16</td><td>↑ 4.7%</td></tr> </table>	2.47	2.47	2.16	↑ 4.7%	<b>Direct instructional expenditures per FTE student</b> <table border="1"> <tr><td>3,039.0</td><td>2,911.0</td></tr> <tr><td>2,386.7</td><td>↓ -4.2%</td></tr> </table>	3,039.0	2,911.0	2,386.7	↓ -4.2%					
80	37																							
37	↓ -15.9%																							
557	557																							
410	↑ 1.1%																							
2.47	2.47																							
2.16	↑ 4.7%																							
3,039.0	2,911.0																							
2,386.7	↓ -4.2%																							

Louisiana State University Eunice

Metric I. The following metrics will identify the number of degrees conferred by level and professions most important to Louisiana.

	2011-2012	2012-2013	2013-2014	2014-2015	2015-2016	2016-2017
<b>Campus total number of degrees awarded/conferred</b>						
Diploma	1	4	0	0	0	0
Certificates *	21	28	11	26	22	20
Associates	275	309	323	296	292	278
Total Number of Degrees Awarded to Louisiana Residents	293	340	330	319	309	293
Total Number of Degrees Awarded to Out of State Residents	4	1	4	3	5	5
* Includes Post-Associate certificates						
<b>Total number of degrees awarded by race/ethnicity</b>						
Hispanic	8	5	3	6	5	4
American Indian or Alaska Native	5	2	3	4	1	1
Asian	2	4	0	1	1	3
Black or African American	42	60	44	40	47	61
Native Hawaiian or Other Pacific Islander	0	0	0	1	0	0
White	231	259	276	263	251	222
Two or More Races	2	0	3	4	1	5
Nonresident Alien	1	0	1	0	2	1
Race/Ethnicity Unknown	6	11	4	3	6	1
<b>Total degrees awarded</b>						
Total degrees awarded in <b>STEM</b>	9	11	13	15	16	28
Total number of degrees awarded in <b>Nursing</b>	64	62	43	38	44	37
Total number of degrees awarded in <b>Allied Health</b>	30	36	39	39	29	32

Louisiana State University Eunice

Metric I. The following metrics will identify the number of degrees conferred by level and professions most important to Louisiana.

*List of STEM/SMART CIP code/s: The following list of CIP codes is to serve as a guide but it is not intended to be inclusive of all possibilities. We recognize that some campuses have degree programs centered in schools or colleges that might dictate a different CIP code. The campus should make the appropriate adjustment. In addition, the CIP codes used by the campus should correlate to the Board of Regents. If there is a discrepancy and the campus applies the IPEDS CIP code, then the campus should identify this with a footnote.*

11	Computer and Information Sciences and Support Services
14	Engineering
15	Engineering Technologies/Technicians
26	Biological and Biomedical Sciences
27	Mathematics and Statistics
40	Physical Sciences
0109	Animal Sciences
0110	Food Science and Technology
0111	Plant Sciences
0112	Soil Sciences
0301	Natural Resources Conservation and Research
0303	Fishing and Fisheries Sciences and Management
0305	Forestry
0306	Wildlife and Wildlands Science and Management
2901	Military Technologies
3001	Biological and Physical Sciences
3006	Systems Science and Theory
3008	Mathematics and Computer Science
3010	Biopsychology
3016	Accounting and Computer Science
3018	Natural Sciences
3019	Nutrition Sciences
3024	Neuroscience
3025	Cognitive Science
4101	Biology Technician/Biotechnology Laboratory Technician
4102	Nuclear and Industrial Radiologic Technologies/Technicians
4103	Physical Science Technologies/Technicians
4199	Science Technologies/Technicians Other
4211	Physiological Psychology/Psychobiology

**Nursing CIP Code/s**

	<b>4-Digit CIP Codes</b>
Nursing	<b>51.38</b>

**Allied Health CIP Code/s**

Allied Health and Medical Assisting Services	<b>51.08</b>
Allied Health Diagnostic, Intervention, and Treatment Professions	<b>51.09</b>

Louisiana State University Eunice

Metric II. The following metrics will provide the campus enrollment trends.

<b>Enrollment Headcount as of 14th Class Day (Undergraduate)</b>	<b>2011-2012</b>	<b>2012-2013</b>	<b>2013-2014</b>	<b>2014-2015</b>	<b>2015-2016</b>	<b>2016-2017</b>	<b>2017-2018</b>
<i>Undergraduate</i>							
14th Day Enrollment for First -Time Full-Time Degree Seeking Freshmen	627	568	524	602	568	684	664
14th Day Enrollment for First -Time Full -Time Degree Seeking Freshmen with In-State Residency	618	558	507	593	563	652	640
14th Day Enrollment for First -Time Full-Time Degree-Seeking Freshmen that are Non-Residents	9	10	17	9	5	32	24
14th Day Transfer Student Enrollment	205	229	153	160	172	176	226
14th Day Re-Admit Enrollment	141	158	161	149	172	130	152
Total Number of Continuing Undergraduates	1,514	1,525	1,425	1,322	1,162	1,232	1,298
14th Day Enrollment for First Time Full-Time and Part-Time Degree Seeking Freshmen	801	776	706	801	724	869	801
Preparatory	321	386	228	306	278	499	567
<b>Total Undergraduate Headcount as of 14th Class Day</b>	<b>2,982</b>	<b>3,074</b>	<b>2,673</b>	<b>2,738</b>	<b>2,508</b>	<b>2,906</b>	<b>3,044</b>
<i>Undergraduate</i>							
Full-time (In-State Residency)	1,452	1,375	1,253	1,332	1,241	1,342	1,393
Full-time (Non Residency)	20	19	30	19	20	46	36
Part-time (In-State Residency)	1,504	1,671	1,384	1,378	1,242	1,511	1,605
Part-time (Non Residency)	6	9	6	9	5	7	10
<b>Total Undergraduate Headcount as of 14th Class Day</b>	<b>2,982</b>	<b>3,074</b>	<b>2,673</b>	<b>2,738</b>	<b>2,508</b>	<b>2,906</b>	<b>3,044</b>
<b>Total number of High School Dual Enrollments (Distinct Headcount)</b>	<b>320</b>	<b>381</b>	<b>221</b>	<b>306</b>	<b>278</b>	<b>498</b>	<b>567</b>
<b>Total Undergraduate Full-Time-Equivalent (FTE) Enrollment as of 14th Class Day (SCH/12)</b>	<b>2,396</b>	<b>2,418</b>	<b>2,178</b>	<b>2,216</b>	<b>2,061</b>	<b>2,307</b>	<b>2,419</b>
<b>First Time Full Time Freshmen Enrollment by Race and Ethnicity as of 14th Class Day</b>							
	<b>2011-2012</b>	<b>2012-2013</b>	<b>2013-2014</b>	<b>2014-2015</b>	<b>2015-2016</b>	<b>2016-2017</b>	<b>2017-2018</b>
Hispanic	9	12	16	19	10	16	13
American Indian or Alaska Native	9	4	5	10	5	2	2
Asian	2	2	2	4	2	2	3
Black or African American	250	211	197	221	196	181	153
Native Hawaiian or Other Pacific Islander	0	2	0	0	0	1	1
White	514	525	471	527	491	458	462
Two or More Races	13	14	13	14	13	18	17
Nonresident Alien	0	3	0	2	4	1	3
Race/Ethnicity Unknown	4	4	2	4	3	5	10
<b>Louisiana Transfer Enrollment</b>							
	<b>2011-2012</b>	<b>2012-2013</b>	<b>2013-2014</b>	<b>2014-2015</b>	<b>2015-2016</b>	<b>2016-2017</b>	<b>2017-2018</b>
Transfer from Louisiana Community Colleges	16	13	12	22	22	7	
Transfers from Louisiana Four-Year Universities	110	123	74	70	75	78	
<b>Student Credit Hours (SCH)</b>							
	<b>2011-2012</b>	<b>2012-2013</b>	<b>2013-2014</b>	<b>2014-2015</b>	<b>2015-2016</b>	<b>2016-2017</b>	<b>2017-2018</b>
Fall SCH	28,751	29,014	26,138	26,592	24,735	27,687	29,027
Spring SCH	27,995	26,620	23,826	23,261	23,588	26,488	
<b>Total number of students enrolled who received TOPS (Fall Semester) <sup>1</sup></b>							
	<b>2011-2012</b>	<b>2012-2013</b>	<b>2013-2014</b>	<b>2014-2015</b>	<b>2015-2016</b>	<b>2016-2017</b>	<b>2017-2018</b>
Performance	92	96	95	102	102	156	131
Opportunity	280	285	275	284	263	336	309
Honors	20	20	25	21	15	24	24
Tech	37	34	52	61	39	35	93
<b>Total Number of Student Receiving TOPS Awards</b>	<b>429</b>	<b>435</b>	<b>447</b>	<b>468</b>	<b>419</b>	<b>551</b>	<b>557</b>

<sup>1</sup> FY 2017-2018 updated as of January 10, 2018



Louisiana State University Eunice

Metric II. The following metrics will provide the campus enrollment trends.

Enrollment by specified discipline	2011-2012	2012-2013	2013-2014	2014-2015	2015-2016	2016-2017	2017-2018
Total number of student enrolled in <b>STEM</b>	173	160	175	192	167	185	225
Total number of students enrolled in <b>Teacher Education</b> ( Note BOR Teacher Education Initiative)							
Associate Degree Program	46	45	49	46	35	35	27
Transfer Program	315	235	198	173	165	177	172
Total number of students enrolled in <b>Pre-Nursing</b>	450	460	393	415	368	446	439
Total number of students enrolled in <b>Nursing</b>	110	136	103	95	96	101	140
Total number of students enrolled in <b>Nursing - Transfer</b>	146	140	107	103	88	97	95
Total number of students enrolled in Pre-Radiologic Technology	206	170	159	44	197	219	215
Total number of students enrolled in Radiologic Technology	31	38	36	45	46	53	49
Total number of students enrolled in Pre-Respiratory Care	49	55	40	44	47	58	58
Total number of students enrolled in Respiratory Care	25	26	23	26	26	45	35
Total number of students enrolled in DMS	36	71	56	62	8	0	8

List of STEM/SMART CIP code/s

11	Computer and Information Sciences and Support Services
14	Engineering
15	Engineering Technologies/Technicians
26	Biological and Biomedical Sciences
27	Mathematics and Statistics
40	Physical Sciences
0109	Animal Sciences
0110	Food Science and Technology
0111	Plant Sciences
0112	Soil Sciences
0301	Natural Resources Conservation and Research
0303	Fishing and Fisheries Sciences and Management
0305	Forestry
0306	Wildlife and Wildlands Science and Management
2901	Military Technologies
3001	Biological and Physical Sciences
3006	Systems Science and Theory
3008	Mathematics and Computer Science
3010	Biopsychology
3016	Accounting and Computer Science
3018	Natural Sciences
3019	Nutrition Sciences
3024	Neuroscience
3025	Cognitive Science
4101	Biology Technician/Biotechnology Laboratory Technician
4102	Nuclear and Industrial Radiologic Technologies/Technicians
4103	Physical Science Technologies/Technicians
4199	Science Technologies/Technicians Other
4211	Physiological Psychology/Psychobiology

Nursing CIP Code/s

Nursing	<b>4-Digit CIP Codes</b> <b>51.16</b>
---------	--

Louisiana State University Eunice

Metric II. The following metrics will provide the campus enrollment trends.

**Allied Health CIP Code/s**

Allied Health and Medical Assisting Services	<b>51.08</b>
Allied Health Diagnostic, Intervention, and Treatment Professions	<b>51.09</b>

**Variables Description**

**Headcount Enrollment Undergraduate** – Total number of full-time and part-time students enrolled in courses for undergraduate credit.

**Headcount Enrollment Undergraduate** – Total number of full-time and part-time students enrolled in courses for graduate credit.

**Full-Time Equivalent (FTE)** – The calculation of FTE can vary by institution. However, FTE enrollment reported for this metric should reconcile to FTE data you report to the Louisiana BoR, SREB and IPEDS for your campus.

**Full-Time Student Undergraduate** - a student enrolled for 12 or more semester credits or 24 or more contact hours a week each term. (IPEDS)

**Dual Enrollment**- A student who is enrolled in high school but who is also enrolled, simultaneously, in a postsecondary institution are considered dual enrolled.

**Science Technology Engineering and Mathematics (STEM):** STEM enrollment is calculated based on STEM CIP codes.

**Educations, Nursing, Allied Health** - Use the CIP codes as defined by IPEDS for these disciplines to determine the number of students enrolled and graduates in these field of study.

Louisiana State University Eunice

Metric III. The following metric will identify the campus trends for retention, graduation, licensure and pass rate.

Analysis of First-time, Full-time, Associate Degree-seeking Freshmen

Cohort	Cohort	Head	% continuation	% continuation	% Graduation	% Graduation	% Graduation	% Graduation	% Graduation	% Graduation	% Graduation
Type	Year	Count	to_2nd_Yr	to_3rd_Yr	in_1st_Yr	in_2nd_Yr	in_3rd_Yr	150	in_4th_Yr	in_5th_Yr	in_6th_Yr
Total	2002	325	43.4%	23.7%	0.0%	0.6%	7.1%	7.7%	4.9%	0.9%	0.3%
Total	2003	369	43.8%	24.4%	0.0%	0.8%	5.7%	6.5%	4.3%	1.6%	1.4%
Total	2004	405	42.0%	21.2%	0.0%	0.2%	6.7%	6.9%	4.2%	0.2%	1.0%
Total	2005	332	53.8%	29.2%	0.0%	1.2%	7.5%	8.7%	4.8%	2.7%	1.8%
Total	2006	312	51.8%	27.9%	0.0%	1.6%	9.3%	10.9%	5.8%	2.9%	0.9%
Total	2007	323	45.1%	22.3%	0.0%	0.9%	4.3%	5.2%	5.9%	2.2%	1.2%
Total	2008	352	50.3%	23.0%	0.0%	2.0%	5.1%	7.1%	3.4%	1.4%	1.7%
Total	2009	364	42.9%	18.7%	0.0%	1.9%	6.0%	7.9%	4.1%	2.7%	0.8%
Total	2010	290	46.9%	22.4%	0.0%	3.8%	5.2%	9.0%	5.9%	2.1%	1.4%
Total	2011	305	47.2%	26.9%	0.0%	2.3%	9.2%	11.5%	3.9%	3.3%	0.3%
Total	2012	284	50.0%	25.0%	0.0%	6.0%	7.39%	13.4%	3.5%	1.4%	
Total	2013	250	51.6%	26.40%	0.4%	5.6%	10.00%	16.0%	5.2%		
Total	2014	316	47.78%	23.42%	0.0%	3.8%	6.01%				
Total	2015	322	52.48%	27.64%							
Total	2016	371	45.28%								
Total	2017	364									

Student Progression, Number of Full Time Student Completing	2008-2009	2009-2010	2010-2011	2011-2012	2012-2013	2013-2014	2014-2015	2015-2016	2016-2017	2017-2018
Original Full-Time Cohort	FA04 - 1,818	FA05 - 1,726	FA06 - 1592	FA07 - 1585	FA08 - 1609	FA09 - 1688	FA10 - 1655	FA11-1472	FA12-1394	FA13-1283
Up to 24 hours after 4 semesters	653	622	544	535	560	572	567	497	487	435
36 hours after 6 semesters	289	257	251	249	256	231	254	229	192	194
48 hours after 8 semesters	111	114	118	103	89	94	101	91	75	83
<b>Success of Academically "At Risk" Students (LSUE Pathways to Success Program - ACT Composite of less than 15)</b>										
	<b>2010</b>	<b>2011</b>	<b>2012</b>	<b>2013</b>	<b>2014</b>	<b>2015</b>	<b>2016</b>	<b>2017</b>		
Fall-to-Fall retention rate	31%	52%	47%	45%	50%	44%	49%	44%		
Percentage of Program Students in Good Academic Standing	63%	72%	76%	79%	72%	77%	83%	72%		
Percentage of Students Dropped from the University for Poor Academic Performance	10%	5%	5%	4%	4%	4%	4%	5%		
Mean Grade Point Average of Program Students	2.156	2.234	2.242	2.356	2.326	2.365	2.362	2.474		
<b>Employer Satisfaction Rate with Nursing and Allied Health Field Graduates</b>										
	<b>2008-2009</b>	<b>2009-2010</b>	<b>2010-2011</b>	<b>2011-2012</b>	<b>2012-2013</b>	<b>2013-2014</b>	<b>2014-2015</b>	<b>2015-2016</b>	<b>2016-2017</b>	<b>2017-2018</b>
Nursing	100	100	100	100	100	100	100	100		
Radiologic Technology	100	100	100	100	100	100	100	100		
Respiratory Care	100	100	100	100	100	100	100	100		
Diagnostic Medical Sonography	NA	100	100	100	100	100	100	NA		

Louisiana State University Eunice

V. The following metrics will identify the tuition and fee revenues, and, other revenue resources.

	2010-2011	2011-2012	2012-2013	2013-2014	2014-2015	2015-2016	2016-2017
<b>Total Endowment Value</b>	1,777,552	1,704,880	1,860,987	2,057,243	1,981,610	1,837,643	2,109,241
Earned Interest on Endowments	67,846	65,918	66,365	75,524	78,306	69,489	76,554
Dollar amount of the endowment approved each fiscal year and made available for expenditures by the campus	67,846	65,918	66,365	75,524	78,306	69,489	76,554
<b>Total # of Foundations</b>	1	1	1	1	1	1	1
Foundations total Assets (\$ Amount)	1,937,235	1,943,293	2,102,397	2,299,912	2,216,806	2,138,652	2,284,262
<b>Total # of Board of Regents Support Fund</b>	7	7	7	7	7	7	8
Total Value (\$ Amount) of BoR Support Fund	910,295	863,231	921,020	1,002,079	971,532	923,446	1,021,031
<b>Total Gross Revenue Generated from tuition and fees</b>							
Total Gross Revenue From First-Time-Full-Time Freshmen	1,834,073	1,873,977	1,695,438	1,840,181	2,185,116	2,365,465	3,161,076
Gross Revenue From First-Time-Full-Time Freshmen (In-State Only)	1,764,270	1,799,507	1,612,712	1,696,105	2,113,027	2,318,743	2,885,181
Gross Revenue From First-Time-Full-Time Freshmen (Out-of-State Only)	69,803	74,470	82,726	144,074	72,089	46,722	275,894
Net Revenue From First-Time-Full-Time Freshmen	1,797,587	1,822,037	1,640,884	1,774,591	2,141,366	2,314,873	3,128,524
Net Revenue From First-Time-Full-Time Freshmen (In-State Only)	1,749,096	1,774,352	1,596,948	1,679,468	2,096,098	2,284,243	2,874,086
Net Revenue From First-Time-Full-Time Freshmen (Out-of-State Only)	48,491	47,685	43,936	95,123	45,269	30,630	254,438
<b>Financial Aid</b>							
Total institutional dollars awarded need based aid for entering freshmen class	\$0	\$0	\$0	\$0	\$0	\$0	\$0
Total institutional dollars awarded non-need aid for entering freshmen class	\$61,067	\$88,890	\$253,110	\$236,612	\$211,889	\$263,850	\$284,239
Total institutional dollars awarded need based aid for entering freshmen class LA residents	\$0	\$0	\$0	\$0	\$0	\$0	\$0
Total institutional dollars awarded non-need based aid for entering freshmen class LA residents	\$44,113	\$61,362	\$146,863	\$135,659	\$155,752	\$234,113	\$255,046
Total institutional dollars awarded need based aid for entering freshmen class non-residents	\$0	\$0	\$0	\$0	\$0	\$0	\$0
Total institutional dollars awarded non-need based aid for entering freshmen class non-residents	\$16,954	\$27,528	\$106,247	\$100,953	\$56,138	\$29,737	\$29,193
<b>State Appropriation per FTE <sup>1</sup></b>	\$2,884	\$2,875	\$2,503	\$2,731	\$2,351	\$2,765	\$2,457
<b>Net Revenue Generated from auxiliary enterprises (i.e., bookstores, dining services)</b>	\$230,923	\$393,619	\$80,267	\$48,967	\$142,286	\$103,965	\$42,390

<sup>1</sup> State Appropriation per FTE = the Board of Regents Formula Appropriations Per FTE which includes State General Fund and Statutory Dedications.

V. The following metrics will identify the tuition and fee revenues, and, other revenue resources.

**Endowment Value** equals the market value of of the endowment as of June 30 of the reporting year.

**FTE** Full time equivalent

**Payout from Endowment** equal interest earned on endowment.

**Gross Revenue Generated from Student Enrollment FTE** equals revenue gain from student tuitions and fees.

**Net Revenue Generated from Student Enrollment FTE** equals gross revenue from enrollment headcount minus institutional supported financial aid.

**Net Revenue from Auxiliary** equal gross revenue generated from auxiliary enterprises minus debt services and other financial obligations.

Louisiana State University Eunice

Metric VI. The following metrics will identify teaching and research productivity per FTE faculty.

	Fall 2011	Fall 2012	Fall 2013	Fall 2014	Fall 2015	Fall 2016	Fall 2017
Average Section Size in Lecture and Seminar courses							
Total Enrollment	8,889	9,132	8,188	8,395	7,796	8,745	9,159
Number of Sections	370	364	355	371	352	368	401
Average section size	24.0	25.1	23.1	23	22	24	23
Full-Time Academic FTE faculty assigned to classes							
	76.9	75.9	76.9	75.6	58.9	65.1	67.4
Part-Time Academic FTE faculty assigned to classes							
	22.0	21.3	19.8	21.9	19.7	18.2	24.4
Non-Academic FTE assigned to classes							
	1.8	2.8	1.3	2.1	2.1	1.3	1.4
Sections taught by full-time faculty							
	344	335	348	332	323	355	344
Sections taught by part-time faculty							
	106	106	98	114	111	103	128
Sections taught by non-academic staff							
	9	15	7	12	11	7	7
Total sections	459	456	453	458	445	465	479
Total class sections taught per FTE full-time faculty							
	4.5	4.4	4.5	4.5	5.5	5.5	5.1
Total class sections taught per FTE part-time faculty							
	4.8	5.0	5.0	5.2	5.6	5.7	5.2
Total class sections taught per FTE non-academic staff							
	5.0	5.4	5.4	5.7	5.3	5.4	5.0
% class sections taught by full-time faculty							
	76.0	73.5	76.8	72.5	72.6	76.3	71.8
% class sections taught by part-time faculty							
	23.1	23.2	21.6	24.9	24.9	22.2	26.7
% class sections taught by non-academic staff							
	2.0	3.3	1.6	2.6	2.5	1.5	1.5
Total student credit hours							
	28,751	29,014	26,138	26,592	24,735	27,687	29,027
Total SCH's taught by full-time faculty							
	22,382	22,028	20,252	18,699	18,328	21,697	22,173
Total SCH's taught by part-time faculty							
	5,976	5,927	5,415	7,014	5,744	5,573	6,623
Total SCH's taught by non-academic staff							
	393	1,059	471	879	663	417	231
Total SCH's taught per FTE full-time faculty							
	290.9	290.2	263.4	247.3	311.3	333.3	329.0
Total SCH's taught per FTE part-time faculty							
	271.6	278.3	274.2	320.3	291.7	306.2	271.4
Total SCH's taught per FTE non-academic staff							
	218.3	378.2	362.3	418.3	321.5	320.8	165.0
% SCH's taught by full-time faculty							
	77.8%	75.9%	77.5%	70.3%	74.1%	78.4%	76.4%
% SCH's taught by part-time faculty							
	20.8%	20.4%	20.7%	26.4%	23.2%	20.1%	22.8%
% SCH's taught by non-academic staff							
	1.4%	3.6%	1.8%	3.3%	2.7%	1.5%	0.8%

Metric VI. The following metrics will identify teaching and research productivity per FTE faculty.

Annual	2011-2012	2012-2013	2013-2014	2014-2015	2015-2016	2016-2017	2017-2018
Total Annual student credit hours, fall & spring	56,740	55,634	49,964	47663	51275	54175	
FTE students	2,364	2,318	2,082	1,986	2,136	2,257	
Direct instructional expenditures	6,624,119	6,299,666	6,201,396	6,035,154	5,990,631	6,570,769	
Direct instructional expenditures per SCH	117	113	124	127	117	121	
Direct instructional expenditures per FTE student	2,802	2,718	2,979	3,039	2,805	2,911	
Personnel cost as % of Direct Instructional Expenditures	96.30	96.74	97.5	97.8	97.25	97.03	
Total FTE faculty (instruction, research, public service)	100.7	100.0	98.0	99.6	101.8	98.77	
Full-time FTE faculty as % of total FTE faculty	76.4%	75.9%	78.5%	75.90%	74.90%	77.00%	

**Definitions:**

**Direct Expenditures for Instructions:** Total Direct Instructional Expenditures include data in certain functional areas - instruction, research, and public service. Direct expenditure data reflect costs incurred for personnel compensation, supplies, and services used in the conduct of each of these functional areas. They include acquisition costs of capital assets such as equipment and library books to the extent that funds are budgeted for the use of departments for instruction, research, and public service. Similar to the Delaware Study, exclude centrally allocated computing costs and centrally supported computer labs, and graduate student tuition remission and fee waivers.

**Instruction:** Instruction includes general academic instruction, occupational and vocational instruction, community education, preparatory and adult basic education, and remedial and tutorial instruction conducted by the teaching faculty for the institution's students. Departmental research and service **which are not separately budgeted** should be included under instruction. In other words, department research which is externally funded should be excluded from instructional expenditures, as should any departmental funds which were expended for the purpose of matching external research funds as part of a contractual or grant obligation. EXCLUDE expenditures for academic administration where the primary function is administration. For example, exclude deans, but include department chairs.)

Disaggregate total direct instructional expenditures for the institution into the following categories:

**Salaries:** Report all wages paid to support the instructional function in a given department or program during the fiscal year. While these will largely be faculty salaries, be sure to include clerical (e.g., department secretary), professionals (e.g., lab technicians), Graduate student stipends (but not tuition waivers), and any other personnel who support the teaching function and whose salaries and wages are paid **from the institution's instructional budget**.

**Benefits:** Report expenditures for benefits associated with the personnel for whom salaries and wages were reported on the previous entry. If you cannot separate benefits from salaries, but benefits are included in the salary figure you have entered, indicate "Included in Salaries" in the data field. Some institutions book benefits centrally and do not disaggregate to the department level. If you can compute the appropriate benefit amount for the department/program, please do so and enter the data. If you cannot do so, leave the benefit amount as zero and we will impute a cost factor based upon the current benefit rate for your institution, as published in Academe. If no rate is available, we will use a default value of 28%.

**Other Than Personnel Costs:** This category includes non-personnel items such as travel, supplies and expense, non-capital equipment purchases, etc., that are typically part of an instructional department or program's cost of doing business. *Excluded* from this category are items such as central computing costs, centrally allocated computing labs, graduate student tuition remission and fee waivers, etc.

**Research:** This category includes all funds expended for activities specifically organized to produce research outcomes and commissioned by an agency either external to the institution or **separately budgeted** by an organizational unit within the institution. Report total research expenditures only. It is not necessary to disaggregate costs for this category.

Metric VI. The following metrics will identify teaching and research productivity per FTE faculty.

**Public Service:** Report all funds **separately budgeted** specifically for public service and expended for activities established primarily to provide non-instructional services beneficial to groups external to the institution. Examples include cooperative extension and community outreach projects. Report total service expenditures only. It is not necessary to disaggregate costs for this category.

**Federally Funded Research:** As defined by NSF

**Total Research and Expenditures:** As defined by NSF



# Louisiana State University Eunice National Benchmark Report

	Success rates in developmental courses			Success rates in the first general education course after developmental courses.			The percentage of students who completed their developmental education sequence
	English	Math	Reading	English	Math	Reading/Social Sciences	
Louisiana State University Eunice	90%	66%	84%	79%	79%	76%	40%
National Average	73%	68%	76%	76%	64%	58%	40%

## Notes:

All success rates calculated using methodology from the National Center for Developmental Education. Success is defined as those who achieve an A, B, or C divided by those who remain in the course at the end of the semester. Students who withdraw or are failed due to the attendance policy are removed from the total n.

Developmental English, Math, and Reading calculated for AY 2016-2017.

Math at 66% was calculated using an average of 69.5% (n=821) for MATH 0001 and 61.6% (n=659) for MATH 0002.

Success Rates in the first general education course after developmental courses in English and Math at LSUE are calculated through Spring 2016; for Reading/Social Sciences it is calculated through Spring 2017.

Program Completion in Pathways to Success only calculated through Spring 2016.


Gerlaugh, K., Thompson, L., Boylan, H., and Davis, H. (2007). National study of developmental education II: Baseline data for community colleges. *Research in Developmental Education* 20 (4) 1-4.

Bailey, T., Jeong, D. W., & Cho, S. W. (2008). Referral, enrollment, and completion in developmental education sequences in community colleges. Retrieved on January 20, 2009 from <http://ccrc.tc.columbia.edu/Publication.asp?UID=659>

**Louisiana State University Shreveport  
Metric Data**



**March 16, 2018**



# Louisiana State University Shreveport

## Executive Summary

### LSU Shreveport Performance Metrics

2/22/18

LSU Shreveport recorded some impressive statistics in the previous year including the highest overall enrollment in the university's history. Graduate enrollment continues to grow and is fueled by the online academic programs. Enrollment drives the health and wealth of the university and therefore is the focus of strategic planning and initiatives.

#### **Metric I - Degrees Awarded**

The total number of degrees awarded at LSUS was once again up significantly, driven by the vast increase in the number of graduate students. Representative of this, graduate degrees awarded was up over 60%; however, undergraduate degrees awarded decreased 11%. Degrees awarded in the STEM area decreased slightly from the prior year.

#### **Metric II - Enrollment**

Enrollment in Fall 2017 was the highest total enrollment ever recorded at LSU Shreveport and was four students away from reaching 6,000. Once again, this enrollment growth came from the increase in graduate students, but growth was also seen in the number of first-time freshmen, dual enrolled students, and transfer students. Additionally, the total number of students in STEM and teacher education programs increased for the first time in at least three years.

#### **Metric III - Student Success**

In terms of student success, first year retention numbers increased from the prior year, although still short of the highest retention rate for this population. The incoming class of freshman's average ACT was higher than in previous years.

#### **Metric IV - Research Expenditures**

The total research dollars secured by the institution declined overall, but was up in the areas of Physical Science and Computer Science from the previous year. The number of faculty holding grants is the highest it has been for the past six years.

#### **Metric V - Technology Transfer**

The total number of invention disclosures increased from the previous year, and the number of new patents (8) was at an all-time high.

#### **Metric VI - Revenues**

The market value of endowments increased 11% over the previous year. Revenue from first-time freshmen decreased, as did enrollment with this class of student. Additionally, state appropriations per fte decreased and were the lowest in history for LSUS.

#### **Metric VII - Faculty Productivity**

With an increased number of full-time faculty members, the number of class sections taught by tenure/tenure track faculty increased, as did the total SCH's taught by this population. Accordingly, the number of SCH's taught by part-time faculty decreased.

#### **Benchmark with Peers**

LSUS compares favorably to its peers in all areas other than state appropriations per fte. This metrics are not within the control of LSU Shreveport.

## **LSUS MISSION:**

The mission of Louisiana State University in Shreveport is to:

Serve as a teaching institution focused on the successful education of undergraduate and graduate students through bachelors, masters, and select doctoral programs.

Provide a stimulating and supportive learning environment in which students, faculty, and staff participate freely in the creation, acquisition, and dissemination of knowledge;

Encourage an atmosphere of intellectual excitement;

Foster the academic and personal growth of students;

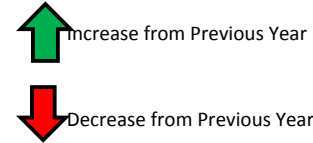
Produce graduates who possess the intellectual resources and professional and personal skills that will enable them to be effective and productive members of an ever-changing global community; and

Enhance the cultural, technological, social, and economic development of the region through outstanding teaching, research, and public service.

# Louisiana State University Shreveport

## Metrics at a Glance

2016-2017



Legend:

Statistic		
High	X	Y
Low	Z	%

Most Recent Available  
% Change from Previous Year

Metric I Degrees Awarded	Metric II Enrollment	Metric III Student Success	Metric IV Research Expenditures	Metric V Technology Transfer	Metric VI Revenues	Metric VII Faculty Productivity
<b>Bachelors</b> 565   390 390 ↓ -11.2%	<b>14th Day Enrollment for First Time Full time Freshmen</b> 376   286 252 ↑ 13.5%	<b>Average ACT Score</b> 23.0   22.7 20.1 ↑ 0.4%	<b>Physical Sciences (shown in thousands)</b> 475   326 1 ↑ 56.7%	<b>Invention Disclosures</b> 12   12 0 ↑ 33.3%	<b>Market Value of Endowments</b> 22,763,370   22,763,370 11,288,825 ↑ 11.7%	<b>SCH Enrollment in Fall Semester Lecture and Seminar Courses</b> 16,153   14,290 14,241 ↓ -2.1%
<b>Masters</b> 587   587 77 ↑ 63.5%	<b>Total Headcount Enrollment (Undergraduate and Graduate)</b> 5,996   5,996 3,960 ↑ 26.3%	<b>Second Year Retention</b> 68.7%   63.9% 52.9% ↑ 3.2%	<b>Mathematical Sciences (shown in thousands)</b> 300   0 0 ↓ -100.0%	<b>Licenses\Options Executed</b> 0   0 0 ⇒ 0.0%	<b>Total Gross Revenue From First-Time-Full-Time Freshmen</b> 2,519,350   2,142,977 722,476 ↓ -14.9%	<b>Tenure/tenure track (T/TT) FTE faculty assigned to classes</b> 98   98 86 ↑ 8.6%
<b>Specialist</b> 8   5 1 ↓ -28.6%	<b>Total Number of High School Dual Enrollments</b> 1,033   388 0 ↑ 13.5%	<b>Third Year Retention</b> 56.8%   49.0% 38.9% ↓ -2.0%	<b>Computer Sciences (shown in thousands)</b> 418   326 103 ↑ 23.0%	<b>New Patents Filed - Total</b> 8   8 0 ↑ 60.0%	<b>Net Revenue From First-Time-Full-Time Freshmen</b> 1,700,724   1,420,646 357,046 ↓ -16.5%	<b>Non tenure/tenure track FTE faculty assigned to classes</b> 71   49 42 ↑ 11.8%
<b>Grand Total Number of Degrees Awarded</b> 985   985 541 ↑ 22.4%	<b>Total number of students enrolled in Teacher Education programs</b> 651   533 338 ↑ 12.9%	<b>Six Year Graduation Rate</b> 36.5%   30.5% 20.0% ↓ -16.4%	<b>Total all Disciplines (shown in thousands)</b> 1,520   783 642 ↓ -18.0%	<b>Active License Agreements</b> 0   0 0 ⇒ 0.0%	<b>State Appropriation per FTE</b> 5,884   2,214 2,214 ↓ -6.2%	<b>Total SCH's taught per FTE T/TT faculty</b> 356   356 269 ↑ 9.1%
<b>Total degrees awarded in STEM</b> 113   96 60 ↓ -3.0%	<b>Total number of student enrolled in STEM</b> 814   612 569 ↑ 7.6%	<b>LA Community College Transfer Student Second Year Retention</b> 72.3%   66.3% 56.4% ↑ 2.6%	<b>Total number of FTE T/TT faculty holding grants</b> 20   12 4 ↑ 100.0%	<b>Licenses Generating Income</b> 0   0 0 ⇒ 0.0%	<b>Net Revenue Generated from auxiliary enterprises</b> 908,988   -439,986 -522,675 ↓ -37.2%	<b>Total SCH's taught per FTE non T/TT faculty</b> 374   185 185 ↓ -40.4%
<b>Total number of students enrolled who received TOPS 1</b> 728   559 559 ↓ -3.8%	<b>LA Community College Transfer Student 6-Year Grad Rate</b> 54.1%   33.8% 33.8% ↓ -32.4%	<b>Research dollars per FTE T/TT</b> 17,674   15,083 6,903 ↑ 92.8%	<b>Total Licensing Income</b> 0   0 0 ⇒ 0.0%	<b>Tenure/Tenure Track FTE faculty as % of total FTE faculty</b> 77.4%   77.4% 55.9% ↑ 6.9%		

Louisiana State University Shreveport

Metric I. The following metrics will identify the the number of degrees conferred by level and professions that are most important to Louisiana.

Louisiana State University Shreveport	2011-2012	2012-2013	2013-2014	2014-2015	2015-2016	2016-2017
<b>Total number of degrees awarded/conferred</b>						
Bachelors	517	515	448	455	439	390
Doctoral	0	0	0	0	0	3
Masters	103	121	127	167	359	587
Specialist	6	3	4	3	7	5
Grand Total Number of Degrees Awarded	626	639	579	625	805	985
<b>Total number of degrees awarded by race/ethnicity</b>						
Hispanic	21	20	17	31	33	39
American Indian or Alaska Native	5	2	6	3	6	8
Asian	15	10	12	15	16	25
Black or African American	115	151	97	113	179	191
Native Hawaiian or Other Pacific Islander	3	0	1	2	0	1
White	422	398	377	376	466	552
Two or More Races	0	5	8	21	17	28
Nonresident Alien	13	16	24	25	23	24
Race/Ethnicity Unknown	32	37	37	39	65	114
<b>Total degrees awarded</b>	626	639	579	625	805	982
Total degrees awarded in <b>STEM</b>	83	88	109	113	99	96
<b>Total Teacher Education completions (Note BOR Teacher Education Initiatives)</b>						
Total number of degrees awarded in <b>Allied Health</b>	0	0	0	0	0	0
Total Completed ( <i>Regular Program</i> )	40	40	43	41	41	33
Number Passed ( <i>Regular Program</i> )	40	40	43	41	41	33
Percentage Passed ( <i>Regular Program</i> )	100%	100%	100%	100%	100%	100%
Total Completed ( <i>Alternate Program</i> )	49	47	49	7	11	9
Number Passed ( <i>Alternate Program</i> )	49	47	49	7	11	9
Percentage Passed ( <i>Alternate Program</i> )	100%	100%	100%	100%	100%	100%

*List of STEM/SMART CIP code/s: The following list of CIP codes is to serve as a guide but it is not intended to be inclusive of all possibilities. We recognize that some campuses have degree programs centered in schools or colleges that might dictate a different CIP code. The campus should make the appropriate adjustment. In addition, the CIP codes used by the campus should correlate to the Board of Regents. If there is a discrepancy and the campus applies the IPEDS CIP code, then the campus should identify this with a footnote.*

11	Computer and Information Sciences and Support Services
14	Engineering
15	Engineering Technologies/Technicians
26	Biological and Biomedical Sciences
27	Mathematics and Statistics
40	Physical Sciences
0109	Animal Sciences
0110	Food Science and Technology
0111	Plant Sciences
0112	Soil Sciences
0301	Natural Resources Conservation and Research
0303	Fishing and Fisheries Sciences and Management
0305	Forestry
0306	Wildlife and Wildlands Science and Management
2901	Military Technologies
3001	Biological and Physical Sciences
3006	Systems Science and Theory
3008	Mathematics and Computer Science
3010	Biopsychology
3016	Accounting and Computer Science
3018	Natural Sciences
3019	Nutrition Sciences
3024	Neuroscience
3025	Cognitive Science
4101	Biology Technician/Biotechnology Laboratory Technician
4102	Nuclear and Industrial Radiologic Technologies/Technicians
4103	Physical Science Technologies/Technicians
4199	Science Technologies/Technicians Other
4211	Physiological Psychology/Psychobiology

**Education CIP Codes/**

Education	<b>13</b>
-----------	-----------

**Nursing CIP Code/s**

	<b>4-Digit CIP Codes</b>
Nursing	<b>51.16</b>

**Allied Health CIP Code/s**

Allied Health and Medical Assisting Services	<b>51.08</b>
Allied Health Diagnostic, Intervention, and Treatment Professions	<b>51.09</b>



Louisiana State University Shreveport

Metric II. The following metrics will provide the campus enrollment trends.

Enrollment Headcount as of 14th Class Day undergraduate)	2011-2012	2012-2013	2013-2014	2014-2015	2015-2016	2016-2017	2017-2018
<i>Undergraduate</i>							
14th Day Enrollment for First Time Full time Freshmen	332	376	345	305	347	252	286
14th Day Enrollment for First Time Full Time Freshmen with In-State Residency	283	334	312	279	328	226	244
14th Day Enrollment for First Time Full Time freshmen that are Non-Residents	32	35	22	26	19	26	42
14th day FALL UG Headcount Full-Time Students (in-state)	2,132	2,077	1,900	1,612	1,696	1,534	1,450
14th day FALL UG Headcount Full-Time Students (Out-state)	216	229	197	142	130	125	191
14th day FALL UG Headcount Part-Time Students (in-state)	1,730	1,770	1,535	1,268	903	906	959
14th day FALL UG Headcount Part-Time Students (out-state)	56	48	42	162	47	22	38
14th Day Transfer Student Enrollment	461	371	366	353	330	311	350
14th Day Re-Admit Enrollment	229	234	199	207	215	157	201
<b>Total Undergraduate Headcount as of 14th Class Day</b>	<b>4,134</b>	<b>4,124</b>	<b>3,674</b>	<b>3,184</b>	<b>2,776</b>	<b>2,587</b>	<b>2,638</b>
<i>Graduate</i>							
Full-time (In-State Residency)	99	97	100	115	218	215	325
Full-time (Non Residency)	35	27	32	44	157	227	431
Part-time (In-State Residency)	275	268	273	548	759	805	929
Part-time (Non Residency)	19	19	35	160	518	912	1,673
<b>Total Graduate Headcount as of 14th Class Day</b>	<b>428</b>	<b>411</b>	<b>440</b>	<b>867</b>	<b>1,652</b>	<b>2,159</b>	<b>3,358</b>
<b>Total Headcount Enrollment (Undergraduate and Graduate)</b>	<b>4,562</b>	<b>4,535</b>	<b>4,114</b>	<b>4,051</b>	<b>4,428</b>	<b>4,746</b>	<b>5,996</b>
Total Number of High School Dual Enrollments	881	1,033	860	508	278	342	388
<b>Total Undergraduate Full-Time-Equivalent (FTE) Enrollment as of 14th Class Day</b>	<b>2,816</b>	<b>2,759</b>	<b>2,504</b>	<b>2,166</b>	<b>2,062</b>	<b>1,879</b>	<b>1,895</b>
<b>Total Graduate Full-Time-Equivalent (FTE) Enrollment as of 14th Class Day</b>	<b>229</b>	<b>225</b>	<b>236</b>	<b>386</b>	<b>867</b>	<b>1,113</b>	<b>1,740</b>
<b>First Time, Full Time Freshmen Enrollment by Race and Ethnicity as of 14th Class Day</b>	<b>2011-2012</b>	<b>2012-2013</b>	<b>2013-2014</b>	<b>2014-2015</b>	<b>2015-2016</b>	<b>2016-2017</b>	<b>2017-2018</b>
Hispanic	12	30	13	16	15	14	20
American Indian or Alaska Native	3	7	5	1	3	1	0
Asian/Pacific Islander	5	12	6	6	7	7	9
African American Non-Hispanic	65	64	68	60	66	42	57
Native Hawaiian or Other Pacific Islander	0	0	1	0	1	0	0
White Non-Hispanic	214	241	215	215	184	138	131
Two or More Races	0	0	13	21	28	15	9
Nonresident Alien	8	6	7	5	6	4	19
Race/Ethnicity Unknown	25	16	17	20	37	31	41
Refuse to Report	0	0	0	0	0	0	0
<b>Total</b>	<b>332</b>	<b>376</b>	<b>345</b>	<b>344</b>	<b>347</b>	<b>252</b>	<b>286</b>
<b>Louisiana Transfer Enrollment</b>	<b>2011-2012</b>	<b>2012-2013</b>	<b>2013-2014</b>	<b>2014-2015</b>	<b>2015-2016</b>	<b>2016-2017</b>	<b>2017-2018</b>
Transfer from Louisiana Community Colleges	172	160	182	169	168	138	152
Transfers from Louisiana Four-Year Universities	133	97	82	95	80	85	84

<sup>1</sup> Student Credit Hours (SCH) data for Fall 2013-2014 (35,728) does not include "Term B."

## Louisiana State University Shreveport

### Metric II. The following metrics will provide the campus enrollment trends.

Student Credit Hours (SCH)	2011-2012	2012-2013	2013-2014	2014-2015	2015-2016	2016-2017	2017-2018
Fall SCH <sup>1</sup>	44,990	44,088	35,728	40,527	41,111	41,543	49,306
Spring SCH	43,040	40,783	37,842	38,678	39,280	40,246	
<b>Total number of students enrolled who received TOPS <sup>1</sup></b>							
Performance	161	167	193	191	203	161	168
Opportunity	372	417	375	390	382	375	302
Honors	118	118	104	100	86	89	89
	651	702	672	681	671	625	559
<sup>1</sup> FY 2017-2018 updated as of January 10, 2018							
Enrollment by specified discipline (FALL ONLY)	2011-2012	2012-2013	2013-2014	2014-2015	2015-2016	2016-2017	2017-2018
Total number of student enrolled in <b>STEM</b>	724	739	645	641	643	569	612
Total number of students enrolled in <b>Teacher Education</b> programs	504	442	338	386	569	472	533
Total number of students enrolled in regular teacher education program	393	374	297	352	542	447	507
Total number of students enrolled in alternative certification program	111	68	41	34	27	25	26
Total number of students enrolled in <b>Pre-Nursing and Nursing</b> programs	0	0	0	0	0	0	0
Total number of students enrolled in <b>Allied Health</b>	0	0	0	0	0	0	0

<sup>1</sup> Student Credit Hours (SCH) data for Fall 2013-2014 (35,728) does not include "Term B."

### List of STEM/SMART CIP code/s

11	Computer and Information Sciences and Support Services
14	Engineering
15	Engineering Technologies/Technicians
26	Biological and Biomedical Sciences
27	Mathematics and Statistics
40	Physical Sciences
0109	Animal Sciences
0110	Food Science and Technology
0111	Plant Sciences
0112	Soil Sciences
0301	Natural Resources Conservation and Research
0303	Fishing and Fisheries Sciences and Management
0305	Forestry
0306	Wildlife and Wildlands Science and Management
2901	Military Technologies
3001	Biological and Physical Sciences
3006	Systems Science and Theory
3008	Mathematics and Computer Science
3010	Biopsychology
3016	Accounting and Computer Science
3018	Natural Sciences
3019	Nutrition Sciences
3024	Neuroscience
3025	Cognitive Science
4101	Biology Technician/Biotechnology Laboratory Technician
4102	Nuclear and Industrial Radiologic Technologies/Technicians
4103	Physical Science Technologies/Technicians

## Louisiana State University Shreveport

**Metric II. The following metrics will provide the campus enrollment trends.**

4199	Science Technologies/Technicians Other
4211	Physiological Psychology/Psychobiology

### *Education CIP Codes/*

Education	<b>13</b>
-----------	-----------

### *Nursing CIP Code/s*

	<b>4-Digit CIP Codes</b>
Nursing	<b>51.16</b>

### *Allied Health CIP Code/s*

Allied Health and Medical Assisting Services	<b>51.08</b>
Allied Health Diagnostic, Intervention, and Treatment Professions	<b>51.09</b>

## **Variables Description**

---

**Headcount Enrollment Undergraduate** – Total number of full-time and part-time students enrolled in courses for undergraduate credit.

**Headcount Enrollment Undergraduate** – Total number of full-time and part-time students enrolled in courses for graduate credit.

**Full-Time Equivalent (FTE)** – The calculation of FTE can vary by institution. However, FTE enrollment reported for this metric should reconcile to FTE data you report to the Louisiana BoR, SREB and IPEDS for your campus.

**Full-Time Student Undergraduate** - a student enrolled for 12 or more semester credits or 24 or more contact hours a week each term. (IPEDS)

**Dual Enrollment**- A student who is enrolled in high school but who is also enrolled, simultaneously, in a postsecondary institution are considered dual enrolled.

**Science Technology Engineering and Mathematics (STEM):** STEM enrollment is calculated based on STEM CIP codes.

**Educations, Nursing, Allied Health** - Use the CIP codes as defined by IPEDS for these disciplines to determine the number of students enrolled and graduates in these field of study.

## Louisiana State University Shreveport

Metric III. The following metric will identify the campus trends for retention, graduation, licensure and pass rate.

### Analysis of First-time, Full-time, Baccalaureate Degree-Seeking Freshmen

Cohort Type	Cohort Year	Head Count	Average ACT	% continuation to 2nd Yr	% continuation to 3rd Yr	Cumulative% Graduating after 4 Yrs	Cumulative % Graduating after 5 Yrs	Cumulative % Graduating after 6 Yrs	Cumulative% Graduating after 7 Yrs
Total	2003	565	20.4	60.9%	38.9%	5.0%	11.9%	20.0%	22.6%
Total	2004	322	20.7	58.7%	43.2%	7.5%	20.0%	27.9%	29.3%
Total	2005	292	21.0	65.3%	48.8%	12.3%	23.2%	28.4%	37.3%
Total	2006	383	22.0	63.4%	49.1%	9.0%	19.0%	26.9%	31.2%
Total	2007	341	22.0	60.1%	46.3%	14.7%	26.7%	33.0%	35.5%
Total	2008	349	22.1	64.8%	46.4%	12.3%	23.5%	30.6%	32.4%
Total	2009	345	22.3	68.7%	56.8%	15.4%	33.0%	36.2%	39.7%
Total	2010	334	22.1	65.0%	52.4%	14.4%	29.9%	36.5%	37.4%
Total	2011	315	22.3	65.7%	47.3%	15.6%	27.9%	30.5%	
Total	2012	364	22.7	66.2%	49.5%	15.9%	26.9%		
Total	2013	318	22.5	66.2%	48.4%	14.6%			
Total	2014	330	23.0	64.5%	50.0%				
Total	2015	347	22.3	61.9%	49.0%				
Total	2016	252	22.6	63.9%					
Total	2017	277	22.7						

### Louisiana Community College Transfers (LACCT) Includes Full-Time Degree-Seeking Students

LACCT	2003	124		61.3%	43.5%	29.0%	33.1%	34.7%	
LACCT	2004	116		67.2%	52.6%	31.0%	36.2%	41.8%	
LACCT	2005	117		61.5%	44.4%	32.8%	36.8%	41.0%	
LACCT	2006	118		66.1%	44.9%	38.1%	44.9%	47.5%	
LACCT	2007	122		64.8%	52.5%	42.6%	51.6%	54.1%	
LACCT	2008	120		68.3%	50.0%	41.6%	48.3%	48.3%	
LACCT	2009	162		62.3%	44.4%	33.0%	37.3%	42.0%	
LACCT	2010	105		72.3%	51.4%	19.0%	46.2%	50.0%	
LACCT	2011	148		58.5%	48.6%	27.0%	29.7%	33.8%	
LACCT	2012	122		64.3%	52.5%	43.4%	50.0%		
LACCT	2013	135		56.4%	42.2%	28.3%			
LACCT	2014	136		58.8%	40.4%				
LACCT	2015	127		64.6%	41.1%				
LACCT	2016	101		66.3%					
LACCT	2017	98							

**Louisiana State University Shreveport**

**Metric III. The following metric will identify the campus trends for retention, graduation, licensure and pass rate.**

	2008-09	2009-10	2010-11	2011-12	2012-13	2013-14	2014-15	2015-16	2016-17
<b>Number of students passing licensure exams</b>									
Undergraduate Teacher Education	74	43	51	40/40	40/40	43/43	41/41	41/41	33/33
Alternative Teacher Certification	48	51	70	49/49	47/47	49/49	7/7	11/11	9/9
Specialist in School Psychology	4	8	2	6	3	4/4	3/3	7/7	5/5
Educational Leadership	9	22	11	8	15	10/10	9/9	5/5	6/6
MED Administration	6	0	0	0	0	0	0	0	0

# Louisiana State University Shreveport

## IV. The following metrics will identify the effectiveness of campus research and technology transfer to benefit the state's economic development.

*Dollars shown in thousands*

Research Expenditures	FY 2012		FY 2013		FY 2014		FY 2015		FY 2016		FY 2017	
	Total	Federal	Total	Federal	Total	Federal	Total	Federal	Total	Federal	Total	Federal
<b>Field of Science &amp; Engineering</b>												
<b>a. Engineering (Total)</b>	0	0	0	0	0	0	0	0	0	0	0	0
(1) Aeronautical & astronautical	0	0	0	0	0	0	0	0	0	0	0	0
(2) Bioengineering/biomedical engineering	0	0	0	0	0	0	0	0	0	0	0	0
(3) Chemical	0	0	0	0	0	0	0	0	0	0	0	0
(4) Civil	0	0	0	0	0	0	0	0	0	0	0	0
(5) Electrical	0	0	0	0	0	0	0	0	0	0	0	0
(6) Mechanical	0	0	0	0	0	0	0	0	0	0	0	0
(7) Metallurgical & materials	0	0	0	0	0	0	0	0	0	0	0	0
(8) Other	0	0	0	0	0	0	0	0	0	0	0	0
<b>b. Physical Sciences (Total)</b>	223	112	240	159	475	383	227	151	208	146	326	301
(1) Astronomy	0	0	0	0	0	0	0	0	0	0	0	0
(2) Chemistry	223	112	240	159	475	383	227	151	208	146	326	301
(3) Physics	0	0	0	0	0	0	0	0	0	0	0	0
(4) Other	0	0	0	0	0	0	0	0	0	0	0	0
<b>c. Environmental Sciences (Total)</b>	0	0	0	0	0	0	0	0	0	0	0	0
(1) Atmospheric	0	0	0	0	0	0	0	0	0	0	0	0
(2) Earth sciences	0	0	0	0	0	0	0	0	0	0	0	0
(3) Oceanography	0	0	0	0	0	0	0	0	0	0	0	0
(4) Other	0	0	0	0	0	0	0	0	0	0	0	0
<b>d. Mathematical Sciences (Total)</b>	39	34	171	159	126	121	101	97	300	261	0	0
<b>e. Computer Sciences (Total)</b>	415	369	171	159	103	99	172	162	265	257	326	301
<b>f. Life Sciences (Total)</b>	221	105	179	74	240	80	164	79	79	5	26	10
(1) Agricultural	0	0	0	0	0	0	0	0	0	0	0	0
(2) Biological	221	105	179	74	240	80	164	79	79	5	26	10
(3) Medical	0	0	0	0	0	0	0	0	0	0	0	0
(4) Other	0	0	0	0	0	0	0	0	0	0	0	0
<b>g. Psychology (Total)</b>	0	0	0	0	0	0	0	0	0	0	0	0
<b>h. Social Sciences (Total)</b>	0	0	0	0	0	0	0	0	0	0	0	0
(1) Economics	0	0	0	0	0	0	0	0	0	0	0	0
(2) Political science	0	0	0	0	0	0	0	0	0	0	0	0
(3) Sociology	0	0	0	0	0	0	0	0	0	0	0	0
(4) Other	0	0	0	0	0	0	0	0	0	0	0	0
<b>i. Other Sciences, not elsewhere classified (Total)</b>	0	0	0	0	22	0	40	0	103	0	105	105
<b>j. Total (sum of a through i)</b>	898	620	761	551	966	683	704	489	955	669	783	717
<b>Faculty Research:</b>												
Total number of FTE T/TT faculty holding grants	20	9	4	9	6		12					
Percent of FTE T/TT faculty holding grants	22%	10%	5%	10%	5%		9%					
Research dollars per FTE T/TT	11,217	17,674	10,352	7,147	7,822		15,083					

**Louisiana State University Shreveport**

**Metric V: Technology Transfer**

(The following metric will provide technology transfer data.)

	2010-2011	2011-2012	2012-2013	2013-2014	2014-2015	2015-2016	2016-2017
Invention Disclosures	0	0	0	0	6	9	12
Licenses\Options Executed	0	0	0	0	0	0	0
New Patents Filed - Total	0	0	0	0	5	5	8
New Patents Filed - First in Family	*	*	*	*	*	1	5
US Patents Issued	0	0	0	0	0	0	0
Active License Agreements	0	0	0	0	0	0	0
Licenses Generating Income	0	0	0	0	0	0	0
Total Licensing Income	\$0	\$0	\$0	\$0	\$0	\$0	\$0
Start-up Companies Formed	0	0	0	0	0	0	0
Legal Fees Expended	\$0	\$0	\$0	\$0	\$0	\$2,630	\$3,107
Legal Fees Reimbursed	\$0	\$0	\$0	\$0	\$0	\$0	\$0
Percent of Expenses Reimbursed	0%	0%	0%	0%	0%	0%	0%
Legal Fees as a % License Income	0%	0%	0%	0%	0%	0%	0%
Cost per Patent Filed	\$0	\$0	\$0	\$0	\$0	\$526	\$388

**LEGEND:**

\* = 2015-2016 was the first year to track

Louisiana State University Shreveport

VI. The following metrics will identify the tuition and fee revenues, and, other revenue resources.

	2008-2009	2009-2010	2010-2011	2011-2012	2012-2013	2013-2014	2014-2015	2015-2016	2016-2017
<b>Annual Gifts</b>	1,999,329	2,276,834	1,476,768	990,575	1,383,773	906,251			
Gifts per Annum									
<b>Total Endowment Value</b>	11,288,825	14,222,206	16,287,117	16,174,997	17,918,306	20,790,303	21,080,677	20,371,832	22,763,370
Earned Interest on Endowments	408,898	320,143	475,146	373,084	327,317	514,053	702,208	708,445	642,987
Dollar amount of the endowment approved each fiscal year and made available for expenditures by the campus	383,560	23,386	278,222	315,587	360,002	558,935	555,942	749,024	772,832
<b>Total # of Foundations</b>									
Foundations total Assets (\$ Amount)	12,739,178	15,893,829	18,190,452	17,892,621	19,672,727	22,672,727	#REF!	21,847,086	25,177,150
<a href="#">Click here to go to the Foundations Supplemental Table</a>	<i>List your Institution's Foundations</i>								
<b>Total # of Board of Regents Support Fund</b>									
Total Value (\$ Amount) of BoR Support Fund	8,669,902	10,885,993	11,882,103	12,402,400	14,214,913	16,442,783	16,594,043	16,661,367	16,661,367
<a href="#">Click here to go to the BoR Support Funds Supplemental Table</a>	<i>List your Institution's BoR Support Funds</i>								
<b>Total Gross Revenue Generated from tuition and fees</b>									
Total Gross Revenue From First-Time-Full-Time Freshmen	808,486	817,871	902,509	1,009,307	1,025,263	1,039,756	2,364,766	2,519,350	2,142,977
Gross Revenue From First-Time-Full-Time Freshmen (In-State Only)	675,762	677,576	715,927	716,675	769,404	874,536	1,881,094	2,047,645	1,615,158.72
Gross Revenue From First-Time-Full-Time Freshmen (Out-of-State Only)	132,723	140,295	186,582	292,632	255,859	165,220	483,672	471,706	527,818.72
Net Revenue From First-Time-Full-Time Freshmen	460,486	474,071	698,579	423,907	357,046	489,523	1,488,815	1,700,724	1,420,646
Net Revenue From First-Time-Full-Time Freshmen (In-State Only)	371,762	347,976	532,397	370,431	253,157	454,757	1,280,571	1,535,836	1,257,799.56
Net Revenue From First-Time-Full-Time Freshmen (Out-of-State Only)	126,723	126,095	166,182	53,476	103,889	34,766	208,244	164,888	162,846.33
<b>Financial Aid</b>									
Total institutional dollars awarded need based aid for entering freshmen class	XXXXXXXX	XXXXXXXX	\$0	\$0	\$0	\$0	\$0	\$0	\$0
Total institutional dollars awarded non-need aid for entering freshmen class	XXXXXXXX	XXXXXXXX	\$368,816	\$585,400	\$668,217	\$550,233	\$875,951	\$818,627	\$722,332
Total institutional dollars awarded need based aid for entering freshmen class LA residents	XXXXXXXX	XXXXXXXX	\$0	\$0	\$0	\$0	\$0	\$0	\$0
Total institutional dollars awarded non-need based aid for entering freshmen class LA residents	XXXXXXXX	XXXXXXXX	\$358,464	\$346,244	\$516,247	\$419,779	\$600,523	\$511,809	\$357,359
Total institutional dollars awarded need based aid for entering freshmen class non-residents	XXXXXXXX	XXXXXXXX	\$0	\$0	\$0	\$0	\$0	\$0	\$0
Total institutional dollars awarded non-need based aid for entering freshmen class non-residents	XXXXXXXX	XXXXXXXX	\$10,352	\$239,156	\$151,970	\$130,454	\$275,428	\$306,818	\$364,972
<b>State Appropriation per FTE<sup>1</sup></b>	5,624	4,322	3,778	3,422	3,165	2,790	2,619	2,360	2,214
<b>Net Revenue Generated from auxiliary enterprises (i.e., bookstores, dining services)</b>	(220,576)	(522,675)	207,976	(280,882)	(278,354)	(119,090)	(28,774)	(320,797)	(439,986)

<sup>1</sup> State Appropriation per FTE = the Board of Regents Formula Appropriations Per FTE which includes State General Fund and Statutory Dedications.



## Louisiana State University Shreveport

VI. The following metrics will identify the tuition and fee revenues, and, other revenue resources.

**Endowment Value** equals the market value of the endowment as of June 30 of the reporting year.

**FTE** Full time equivalent

**Payout from Endowment** equal interest earned on endowment.

**Gross Revenue Generated from Student Enrollment FTE** equals revenue gain from student tuitions and fees.

**Net Revenue Generated from Student Enrollment FTE** equals gross revenue from enrollment headcount minus institutional supported financial aid.

**Net Revenue from Auxiliary** equal gross revenue generated from auxiliary enterprises minus debt services and other financial obligations. Reporting Operating revenues = Gross revenues less Coast of goods sold for all auxiliaries (Athletics, University Center, Bookstore, Food Service). Not including Student Fees.

Louisiana State University Shreveport

Metric VII. The following metrics will identify teaching and research productivity per FTE faculty.

<b>Enrollment in Fall Semester Lecture and Seminar Courses</b>	<b>Fall 2009</b>	<b>Fall 2010</b>	<b>Fall 2011</b>	<b>Fall 2012</b>	<b>Fall 2013</b>	<b>Fall 2014</b>	<b>Fall 2015</b>	<b>Fall 2016</b>
<b>Lower Division Undergraduate Courses</b>								
Total Enrollment	10,730	10,069	10,571	10,638	9,504	8,482	7,604	7,002
Number of Sections	375	361	376	384	399	370	370	318
Average section size	28.61	27.89	28.11	27.70	23.82	22.92	20.55	22.02
<b>Upper Division Undergraduate Courses</b>								
Total Enrollment	4,476	4,570	4,319	3,949	3,760	3,601	3,412	3,096
Number of Sections	231	262	243	240	219	227	236	212
Average section size	19.38	17.44	17.77	16.45	17.17	15.86	14.46	14.60
<b>Graduate/Professional Courses</b>								
Total Enrollment	947	886	904	907	993	2,158	3,581	4,192
Number of Sections	115	114	121	122	120	138	184	180
Average section size	8.23	7.77	7.47	7.43	8.28	15.64	19.46	23.29
<b>All Lecture and Seminar Courses</b>								
Total Enrollment	16,153	15,525	15,794	15,494	14,257	14,241	14,597	14,290
Number of Sections	721	737	740	746	738	735	790	710
Average section size	22	21	21	21	19	19	18	20
<b>Fall Teaching Activity</b>								
Tenure/tenure track (T/TT) FTE faculty assigned to classes	92	92	86	87	89	90	90.5	98.25
Non tenure/tenure track FTE faculty assigned to classes	53.5	47.4	44.78	48	42	42	44	49.2
FTE graduate assistants assigned to classes	0	0	0	0	0	0	0	0
<b>Organized class sections including labs, fall only</b>								
Sections taught by tenure/tenure track faculty	451	501	494	468	447	436	448	511
Sections taught by non tenure/tenure track faculty	270	236	246	316	291	299	342	199
Sections taught by graduate assistants	0	0	0	0	0	0	0	0
Average # of class sections taught per FTE T/TT faculty	4.90	5.45	5.74	5.38	5.02	4.84	4.95	5.20
Average # of class sections taught per FTE non T/TT faculty	5.05	4.98	5.49	6.58	6.93	7.12	7.77	4.04
Average # of class sections taught per 0.5 FTE graduate assistants	0.00	0.00	0.00	0.00	0.00	0.00	0.00	0.00
% class sections taught by T/TT faculty	62.55%	67.98%	66.76%	62.73%	60.57%	59.32%	56.71%	71.97%
% class sections taught by non T/TT faculty	37.45%	32.02%	33.24%	42.36%	39.43%	40.68%	43.29%	28.03%
% class sections taught by graduate assistants	0						0	

Louisiana State University Shreveport

Metric VII. The following metrics will identify teaching and research productivity per FTE faculty.

	Fall 2009	Fall 2010	Fall 2011	Fall 2012	Fall 2013	Fall 2014	Fall 2015	Fall 2016
Student Credit Hours (SCH'S), fall only								
Undergraduate	44,064	41,704	42,238	41,384	35,728	34,089	30,707	28,187
Graduate	2,890	2,783	2,752	2,701	2,640	6,438	10,404	13,356
Total student credit hours	46,954	44,487	44,990	44,085	38,368	40,527	41,111	41,543
Undergraduate SCH's taught by T/TT faculty	26,674	27,401	27,738	24,176	24,073	19,973	19,101	21,601
Graduate SCH's taught by T/TT faculty	1,985	2,130	1,827	1,944	2,029	5,230	8,380	10,851
Total SCH's taught by T/TT faculty	28,659	29,531	29,565	26,120	26,102	25,203	27,481	32,452
Total SCH's taught by non T/TT faculty	18,295	14,956	15,425	17,965	12,266	15,324	13,630	9,091
Total SCH's taught by graduate assistants	0	0	0	0	0	0	0	0
Undergraduate SCH's taught per FTE T/TT faculty	290	298	323	278	270	222	211	220
Graduate SCH's taught per FTE T/TT faculty	31	30	32	31	30	72	115	136
Total SCH's taught per FTE T/TT faculty	321	328	355	309	300	293	326	356
Total SCH's taught per FTE non T/TT faculty	342	316	344	374	292	365	310	185
Total SCH's taught per 0.5 FTE graduate assistants	0	0	0	0	0	0	0	0
% SCH's taught by T/TT faculty	61.04%	66.38%	65.71%	59.25%	68.03%	62.19%	66.85%	78.12%
% SCH's taught by non T/TT faculty	38.96%	33.62%	34.29%	40.75%	31.97%	37.81%	33.15%	21.88%
% SCH's taught by graduate assistants	0	0	0	0	0	0	0	0
<b>Annual Instruction and Research Ratios</b>	<b>2009-2010</b>	<b>2010-2011</b>	<b>2011-2012</b>	<b>2012-2013</b>	<b>2013-2014</b>	<b>2014-2015</b>	<b>2015-2016</b>	<b>2016-2017</b>
Annual student credit hours (SCH's), fall & spring								
Undergraduate	86,176	81,847	82,896	79,648	70,211	69,274	63,550	54,116
Graduate	5,624	5,462	5,134	5,220	5,999	15,058	26,499	27,673
Total	91,800	87,309	88,030	84,868	76,210	84,332	90,049	81,789
Annual FTE students	3,447	2,956	2,977	2,872	2,590	2,937	3,222	2,957
Direct unrestricted instructional expenditures	\$13,277,307	\$13,471,964	\$13,190,587	\$12,751,227	\$13,053,150	\$12,599,676	\$12,887,148	\$17,059,912
Direct unrestricted instructional expenditures per SCH	\$144.63	\$154.30	\$149.84	\$150.25	\$171.28	\$149.41	\$143.11	\$208.58
Direct unrestricted instructional expenditures per FTE student	\$3,851.84	\$4,557.78	\$4,430.66	\$4,439.17	\$5,039.19	\$4,290.64	\$3,999.17	\$5,769.51
Personnel costs as % of direct unrestricted instructional expenditures	96%	96%	96%	97%	97%	97%		
Total FTE faculty	155	150	140	138	136	124	125	127
Total FTE T/TT faculty (instruction, research, public service)	92	92	91	91	90.5	90.5	90.5	98.25
Tenure/Tenure Track FTE faculty as % of total FTE faculty	59.35%	61.33%	65.00%	65.94%	66.54%	72.98%	72.40%	77.36%
Restricted research expenditures	1,105,207		N/A	N/A	N/A	N/A	N/A	N/A
Restricted research expenditures per FTE T/TT faculty	12,013	0	N/A	N/A	N/A	N/A	N/A	N/A

**Definitions:**

**Direct Expenditures for Instructions:** Total Direct Instructional Expenditures include data in certain functional areas - instruction, research, and public service. Direct expenditure data reflect costs incurred for personnel compensation, supplies, and services used in the conduct of each of these functional areas. They include acquisition costs of capital assets such as equipment and library books to the extent that funds are budgeted for the use of departments for instruction, research, and public service. Similar to the Delaware Study, exclude centrally allocated computing costs and centrally supported computer labs, and graduate student tuition remission and fee waivers.

**Instruction:** Instruction includes general academic instruction, occupational and vocational instruction, community education, preparatory and adult basic education, and remedial and tutorial instruction conducted by the teaching faculty for the institution's students. Departmental research and service **which are not separately budgeted** should be included under instruction. In other words, department research which is externally funded should be excluded from instructional expenditures, as should any departmental funds which were expended for the purpose of matching external research funds as part of a contractual or grant obligation. EXCLUDE expenditures for academic administration where the primary function is administration. For example, exclude deans, but include department chairs.)

Disaggregate total direct instructional expenditures for the institution into the following categories:

**Salaries:** Report all wages paid to support the instructional function in a given department or program during the fiscal year. While these will largely be faculty salaries, be sure to include clerical (e.g., department secretary), professionals (e.g., lab technicians), Graduate student stipends (but not tuition waivers), and any other personnel who support the teaching function and whose salaries and wages are paid **from the institution's instructional budget**.

**Benefits:** Report expenditures for benefits associated with the personnel for whom salaries and wages were reported on the previous entry. If you cannot separate benefits from salaries, but benefits are included in the salary figure you have entered, indicate "Included in Salaries" in the data field. Some institutions book benefits centrally and do not disaggregate to the department level. If you can compute the appropriate benefit amount for the department/program, please do so and enter the data. If you cannot do so, leave the benefit amount as zero and we will impute a cost factor based upon the current benefit rate for your institution, as published in *Academe*. If no rate is available, we will use a default value of 28%.

**Other Than Personnel Costs:** This category includes non-personnel items such as travel, supplies and expense, non-capital equipment purchases, etc., that are typically part of an instructional department or program's cost of doing business. *Excluded* from this category are items such as central computing costs, centrally allocated computing labs, graduate student tuition remission and fee waivers, etc.

**Research:** This category includes all funds expended for activities specifically organized to produce research outcomes and commissioned by an agency either external to the institution or **separately budgeted** by an organizational unit within the institution. Report total research expenditures only. It is not necessary to disaggregate costs for this category.

**Public Service:** Report all funds **separately budgeted** specifically for public service and expended for activities established primarily to provide non-instructional services beneficial to groups external to the institution. Examples include cooperative extension and community outreach projects. Report total service expenditures only. It is not necessary to disaggregate costs for this category.

**Federally Funded Research:** As defined by NSF

**Total Research and Expenditures:** As defined by NSF

**Table I: Affiliated Off-Campus Sites**

LSU System Campus	Name of Affiliated Off- Campus Site	Gross Revenue Generated by Affiliate Campus	Net Revenue Generated by Affiliated Campus	\$ Amount Contributed Back to Campus by Affiliated Off-Site Campus
LSUS	Does not apply			

**Table II: Board of Regent Support Funds**

LSU System Campus	Name of Support Fund	Endowment	Market Value (\$ Amount) As of 10/31/17	Total Market Value (\$ Amount) As of 10/31/17
LSUS	Jerry D. Boughton Professorship in Business	Private	87,215.90	144,333.16
		State	57,117.26	
	Joe and Abby Averett Professorship in Business	Private	86,776.66	145,401.71
		State	58,625.05	
	Bell South Professorship in Business	Private	92,835.09	154,934.60
		State	62,099.51	
	Alta & John Franks MBA Professorship	Private	77,369.14	128,332.02
		State	50,962.88	
	Pete & Linda Ballard Accounting Professorship	Private	112,899.31	184,232.79
		State	71,333.48	
	Lynn & Armand Roos Professorship	Private	78,212.48	128,354.03
		State	50,141.55	
	James & Ann Gardner Professorship in Civic Engagement & Leadership	Private	96,026.70	158,314.72
		State	62,288.02	
	Kilpatrick Life Insurance Chair	Private	572,928.05	1,406,121.55
		State	833,193.50	
	Oscar Cloyd Real Estate Super Professorship	Private	432,971.13	710,026.38
		State	277,055.25	
	Wesson-Bridger Professorship in Teacher Ed	Private	98,097.27	165,226.51
		State	67,129.24	
	Capitol One Education & Human Development Professorship	Private	88,130.04	139,912.44
		State	51,782.40	
	V Stewart Student Teaching Professorship	Private	100,753.27	162,851.78
		State	62,098.51	

**Table II: Board of Regent Support Funds**

LSU System Campus	Name of Support Fund	Endowment	Market Value (\$ Amount) As of 10/31/17	Total Market Value (\$ Amount) As of 10/31/17
	Dalton J. Woods Professorship in Teaching	Private	91,345.03	148,934.84
		State	57,589.81	
	Kelly Kemp Graves Professorship	Private	84,137.69	140,349.97
		State	56,212.28	
	Reimer & Marcia Calhoun Early Childhood Professorship	Private	98,216.24	153,901.85
		State	55,685.61	
	Goodloe Stuck Professorship in Psychology	Private	87,231.48	138,883.90
		State	51,652.42	
	Elmer & Barbara Simon, Jr. Professorship for Excellence in Teaching	Private	121,627.90	179,980.83
		State	58,352.93	
	Blue Cross & Blue Shield of La. Professorship	Private	86,903.27	140,918.64
		State	54,015.37	
	Vincent J. Marsala Alumni Professorship	Private	64,338.76	175,902.26
		State	111,563.50	
	Bruce & Steve Simon Professorship	Private	98,778.81	157,573.89
		State	58,795.08	
	James K. Elrod Super Professorship in Health Care Administration	Private	821,773.79	1,353,850.55
		State	532,076.76	
	Fred & Sybil Patten Excellence in Teaching in LA Professorship	Private	103,963.21	171,532.96
		State	67,569.75	
	India Studies Super Professorship	Private	182,863.43	289,138.55
		State	106,275.12	
	Dr. Dalton & Peggy Cloud Professorship in Communications	Private	82,427.92	140,064.27
		State	57,636.35	
	Bradley S Kemp Professorship in Forensics & Debate	Private	81,707.87	139,148.24
		State	57,440.37	
	Leonard & Mary Ann Selber Professorship	Private	108,344.20	172,149.42
		State	63,805.22	
	Norman A. Dolch Super Professorship in American Humanics	Private	202,426.30	332,735.18
		State	130,308.88	
	American Studies Chair	Private	1,191,063.44	1,915,642.45
		State	724,579.01	

**Table II: Board of Regent Support Funds**

LSU System Campus	Name of Support Fund	Endowment	Market Value (\$ Amount) As of 10/31/17	Total Market Value (\$ Amount) As of 10/31/17
		Private	94,283.80	
	Hubert H. Humphreys History Professorship	State	56,430.26	150,714.06
	O. Delton Harrison, Jr. Master of Liberal Arts Professorship	Private	86,027.23	
		State	53,573.68	139,600.91
	George & Regina Khoury Proffessorship in Science	Private	198,834.38	
		State	143,681.69	342,516.07
	Abe Sadoff Chair	Private	876,850.56	
		State	513,588.84	1,390,439.40
	Samuel & Mary Abramson Professorship	Private	90,552.39	
		State	59,273.84	149,826.23
	Dr. Richard K. Speairs Professorship in Field Biology	Private	98,796.03	
		State	68,768.01	167,564.04
	Herman & Renae Chandler Professorship MS Biological Science	Private	76,132.77	
		State	50,225.07	126,357.84
	Don & Earlene Coleman Red River Watershed Management Institute Professorship	Private	97,911.57	
		State	64,557.07	162,468.64
	George Khoury Super Professorship in Space Science	Private	179,235.15	
		State	126,837.00	306,072.15
	Max & Jasmine Morelock Professorship in Chemistry	Private	71,721.72	
		State	47,453.44	119,175.16
	Dr. Lisa Burke Bioinformatics Professorship	Private	87,261.82	
		State	52,529.97	139,791.79
	AEP Swepeco LaPrep Chair	Private	849,532.78	
		State	567,866.23	1,417,399.01
	Miriam Sklar Professorship, Theoretical Math & Physics	Private	690,540.32	
		State	60,149.72	750,690.04
	Wheless Geology Professorship	Private	71,817.02	
		State	47,561.15	119,378.17
	Woolf Petroleum Engineering Professorship	Private	71,817.00	
		State	47,561.15	119,378.15
	Bobbie Hicks Super Professoship - Authors in April	Private	177,030.15	
		State	116,788.62	293,818.77

**Table II: Board of Regent Support Funds**

LSU System Campus	Name of Support Fund	Endowment	Market Value (\$ Amount) As of 10/31/17	Total Market Value (\$ Amount) As of 10/31/17
	Hubert & Pat Hervey Prof. Museum of Life Sciences	Private	91,140.24	150,721.26
		State	59,581.02	
	Life Science Museum Professorship	Private	71,585.21	119,146.93
		State	47,561.72	
	William B. Wiener Professorship of Archives and Historical Preservation	Private	83,476.06	133,057.23
		State	49,581.17	
	Ruth H. Noel Chair	Private	536,790.21	1,507,731.56
		State	970,941.35	
	John and Cheryl Good First Generation Scholarship	Private	78,836.31	127,487.51
		State	48,651.20	
	Dalton J. & Sugar Woods First Generation Scholarship	Private	99,553.49	163,296.98
		State	63,743.49	
	Phillip & Alma Rozeman First Generation Scholarship	Private	88,347.86	143,494.17
		State	55,146.31	
	Salvadore & Kendra Miletelio First	Private	93,271.88	148,858.48
		State	55,586.60	
	Alta & John Franks First Generation Scholarship	Private	92,290.62	148,275.71
		State	55,985.09	
	Herman & Renae Chandler First Generation Scholarship	Private	100,022.52	160,213.13
		State	60,190.61	
	Michael Woods Family First Generation Scholarship	Private	70,148.96	116,970.44
		State	46,821.48	
	<b>Totals (as of 10/31/17)</b>	<b>Private</b>	<b>10,655,172.43</b>	<b>18,193,193.32</b>
		<b>State</b>	<b>7,538,020.89</b>	

**Table III: Summary of Campus Foundations**

LSU System Campus	Foundation	Total Assets (\$ Amount) as of 10/31/17		
LSUS	LSUS Foundation	\$25,657,996.82		\$25,657,996.82



**Louisiana State University Shreveport  
National Benchmark Report**


	<b>Endowment per FTE Student</b>	<b>Tuition &amp; Fees per FTE Student</b>	<b>State Appropriations per FTE Student</b>	<b>Tuition, Fees, and State Appropriations per FTE Student</b>	<b>Gov Grants &amp; Contracts per FTE Student</b>	<b>Graduation Rate</b>
Louisiana State University Shreveport	6,323	6,098	2,360	8,458	3,193	36
Montana State University - Billings	5,823	5,594	6,339	11,933	2,439	23
Austin Peay State University	3,294	6,261	4,688	10,949	4,805	37
Columbus State University	7,680	6,594	4,884	11,478	2,243	30

\*\* information obtained from IPEDS report run *2/4/18*  
Information is for the 2016 academic year. \*Lastest available data

**Louisiana State University  
Health Sciences Center New Orleans**



**March 16, 2018**



# Louisiana State University Health Sciences Center New Orleans

## Executive Summary

LSU Health Sciences Center at New Orleans welcomes the opportunity to provide information concerning our student enrollment, graduation rates, faculty teaching and research productivity, and revenue resources. The information below is grouped by metric.

### **Metric I – Degrees Awarded**

- There have been considerable increases in the number of degrees awarded in Allied Health and Nursing during the period of 2007-2008 to 2015-16. This is a positive impact from efforts to increase the healthcare workforce. In FY 2016-17, Allied Health continued to grow, but Nursing is beginning to decline from previous years.
- Total degrees and certificates grew approximately 22% from 2006-2007 to 2016-17. The percentage of minority students (excluding non-resident aliens and race or ethnicity unknown) receiving degrees increased approximately 64%.
- In December 2012, the Nurse Anesthesia Program was approved by the Council on Accreditation of Nurse Anesthesia Educational Programs to transition from a Masters degree level to the Doctor of Nursing Practice degree level. This resulted in a decrease in the number of Masters degrees and an increase in the Doctor of Nursing Practice (DNP) degrees awarded in 2014-15.
- LSUHSCNO no longer awards Post Doctoral Certificates in Advanced Dental Education as of 2014-15.

### **Metric II – Enrollment Trends**

- Total Undergraduate, Graduate, and First Professional Headcount enrollment show a steady increase from 2006-2007 to 2017-2018. When combined, LSUHSC-NO shows a 28% increase in total headcount enrollment as of the 14th class day during this period. Total FTE has increased 31% over the same time frame. Enrollment has leveled off since 2009-10 as we are close to maximizing available space and faculty.
- In the past twelve years, enrollment as of the 14th Class Day has increased 42% for the School of Nursing, and 61% for the School of Allied Health Professions.

### **Metric III – Retention, Graduation, Licensure**

- Retention rates match what was reported on the annual reports required under the LA Grad Act and vary by academic program. Ranging from 69% for Graduate Studies in 2014-15 to 100% for a number of programs. In the latest year, Graduate Studies reached 100% in retention with Nursing having the lowest retention rate of 86%.
- LSUHSC-NO maintains excellent passage rates on licensure exams. The available data from the last nine years represents a total of 116 exams. Sixty-two (53%) of these exams had a perfect passage rate and fifty-four (47%) of the exams had passage rates between 90% and 99%.

### **Metric IV – Effectiveness of Campus Research and Technology**

- Total number of PhDs and Postdoctoral Fellows in AY 2016-2017 is just about the average over the nine-year timeframe.
- Although declining, we continue to place an emphasis on faculty obtaining sponsored research funding.

# Louisiana State University Health Sciences Center New Orleans

## Executive Summary

### **Metric V-Technology Transfer Data**

- Data populated from the annual AUTM survey.

### **Metric VI – Revenue Resources**

- The LSU Health Sciences Center-New Orleans Foundation assets have grown almost 47% during the past eleven years.
- Revenues from tuition have grown as a result of increases in tuition rates and enrollment growth. These revenues are being used to offset declines in state general fund support.
- Our campus does not have any true freshmen.
- State Appropriations per FTE have declined over 49% due to budget reductions.

### **Metric VII – Teaching and Research Productivity**

- Duplicate Headcount per Organized Section has remained close in the past eleven years. It should be noted that the low numbers in this area are caused by a number of factors. For example, medical student clerkship sections are extremely small and are often one student per section. Thesis and dissertation work is also one student per section.
- Instructional and Public Service expenditures for FY 09 through FY 16 were updated to reflect data provided to IPEDS. Data from the NSF Survey of Research and Development Expenditures was originally reported for FY 09 through FY 15.
- Combined Research and public service expenditures have increased at the same time as our tenured and tenure track faculty full time equivalent (FTE) numbers have declined. Public Service expenditures Per FTE T/TT Faculty have increased 120% due to the fair market value transactions with our partner hospitals.

### **National Benchmarks**

- Data is included comparing the performance of our medical students on the USMLE examinations to medical students nationally and our medical school's rank among medical schools nationally in NIH funding.

**HSCNO MISSION:**

The mission of LSUHSC-NO is to provide education, research, patient care, and community outreach.

LSUHSC-NO is comprised of the Schools of Allied Health Professions, Dentistry, Graduate Studies, Medicine, Nursing, and Public Health.

# Louisiana State University Health Sciences Center New Orleans

## Metrics at a Glance 2016-2017

Legend:

Statistic	
High	X Y
Low	Z %

Most Recent Available  
% Change from Previous Year



Increase from Previous Year

Decrease from Previous Year



No change

Metric I Degrees Awarded	Metric II Enrollment	Metric III Student Success	Metric IV Research Expenditures	Metric V Technology Transfer	Metric VI Revenues	Metric VII Faculty Productivity
<b>Bachelors</b>	<b>Total Undergraduate Headcount</b>	<b>Fall Headcount</b>	<b>Total number of T/TT faculty holding grants</b>	<b>Invention Disclosures</b>	<b>Market Value of Endowments</b>	<b>Total Instructional T/TT Faculty</b>
349   312	921   921	2,829   2,777	118   77	52   25	120,058,025   120,058,025	287   194
244 ↓ -8.0%	640 ↑ 5.5%	2,169 ↑ 0.7%	72 ↓ -9.4%	3 ↓ -10.7%	68,465,779 ↑ 4.4%	194 ↓ -6.3%
<b>Masters</b>	<b>Total Graduate Headcount</b>	<b>Fall FTE</b>	<b>% of T/TT faculty holding grants</b>	<b>Licenses\Options Executed</b>	<b>Total Gross Revenue Generated from tuition and fees</b>	<b>Total All FTE Instructional Faculty</b>
236   154	880   801	2,665   2,665	48.1%   48.1%	8   3	58,996   58,996	847   841
129 ↓ -23.8%	614 ↓ -2.3%	2,034 ↑ 0.9%	34.8% ↑ 0.8%	1 ↓ -62.5%	17,966 ↑ 6.7%	795 ↓ -0.7%
<b>Professional Medicine (MD)</b>	<b>Total Professional Headcount</b>	<b>Fall Credit Hour per FTE</b>	<b>Total number of Postdoctoral Fellows</b>	<b>New Patents Filed - Total</b>	<b>Total Net Revenue Generated from tuition and fees</b>	<b>T/TT FTE Faculty as a Percent of Total FTE Faculty</b>
198   198	1,065   1,055	22.9   20.8	42   35	37   37	54,835   54,835	35.6%   23.1%
155 ↑ 6.5%	915 ↓ -0.9%	19.6 ↓ -3.6%	31 → 0.0%	3 ↑ 48.0%	15,003 ↑ 5.8%	23.1% ↓ -5.6%
<b>Professional Dentistry (DDS)</b>	<b>Total number of students enrolled who received TOPS</b>	<b>1st to 2nd Year Retention Allied Health</b>	<b>Research per FTE T/TT faculty (in thousands)</b>	<b>Active License Agreements</b>	<b>State Appropriation per FTE</b>	<b>Total SCH Per T/TT Faculty</b>
68   64	328   312	97.0%   95.0%	232   197	24   24	71,533   35,849	201.5   190.9
53 → 0.0%	237 ↑ 8.7%	87.0% ↓ -1.0%	197 ↓ -7.5%	6 ↑ 4.3%	34,865 ↑ 1.90%	0.0 ↑ 0.9%
<b>Total number of degrees awarded in Nursing</b>	<b>Total number of students enrolled in Nursing programs</b>	<b>1st to 2nd Year Retention (Dental Hygiene)</b>	<b>Total Federal Research Expenditures</b>	<b>Licenses Generating Income</b>	<b>Net Revenue Generated from auxiliary enterprises</b>	<b>Estimated FTE Student Taught per T/TT FTE Faculty</b>
365   299	1,064   1,008	100.0%   97.0%	46,142   28,737	29   10	1,230,377   648,427	14   14
231 ↓ -18.1%	711 ↑ 6.1%	94.0% → 0.0%	28,737 ↓ -8.8%	7 ↓ -65.5%	-774,841 ↓ -18.3%	7.1 ↑ 7.7%
<b>Total number of degrees awarded in Allied Health</b>	<b>Total number of students enrolled in Allied Health Professions programs</b>	<b>1st to 2nd Year Retention (Nursing)</b>	<b>Total NSF Research Expenditures</b>	<b>Total Licensing Income</b>		<b>Personnel Cost as a percent of Direct Instructional Expense</b>
180   180	423   400	93.0%   86.0%	59,776   40,785	830,274   162,860		86.9%   79.8%
98 ↑ 11.1%	220 ↓ -4.5%	82.0% ↓ -4.4%	40,785 ↓ -5.3%	69,102 ↓ -80.4%		77.7% ↑ 2.8%

Louisiana State University Health Sciences Center New Orleans

Metric I. The following metric will identify the number of degrees conferred by level and professions most important to Louisiana.

Summary of Degrees Awarded

Louisiana State University HSC NO	2006-2007	2007-2008	2008-2009	2009-2010	2010-2011	2011-2012	2012-2013	2013-2014	2014-2015	2015-2016	2016-2017
<b>Campus total number of degrees awarded/conferred</b>											
Associates	7	5	6	5	11	5	4	8	9	3	2
Bachelors	260	244	255	286	277	328	337	349	330	339	312
Masters	182	171	129	189	166	210	201	197	236	202	154
Doctoral Research/Scholarship (PhD, DNS)	14	28	43	27	22	17	21	23	25	24	18
Professional Audiology (AuD)				7	7	12	10	11	11	11	12
Professional Physical Therapy (DPT)				28	40	40	30	36	33	35	39
Professional Medicine (MD)	157	155	170	165	180	174	188	180	181	186	198
Professional Dentistry (DDS)	59	58	60	60	53	58	68	65	63	64	64
Professional Nursing (DNP)									7	48	61
Post Doctoral Certificate	24	11	16	12	18	19	14	13	0	0	0
<b>Total degrees awarded</b>	<b>703</b>	<b>672</b>	<b>679</b>	<b>779</b>	<b>774</b>	<b>863</b>	<b>873</b>	<b>882</b>	<b>895</b>	<b>912</b>	<b>860</b>
Total number of degrees awarded in <b>Nursing</b>	238	234	231	297	272	347	339	361	344	365	299
Total number of degrees awarded in <b>Allied Health</b>	139	127	98	131	152	179	157	162	147	162	180
<b>Total number of degrees awarded by race/ethnicity</b>											
Hispanic	18	20	21	22	32	29	27	36	39	37	33
American Indian or Alaska Native	0	3	0	5	1	1	2	4	1	2	3
Asian/Pacific Islander	47	54	63	56	50	58	70	74	76	70	81
African American Non-Hispanic	50	48	64	51	56	83	88	115	74	85	70
Native Hawaiian or Other Pacific Islander	1	0	0	0	4	2	0	0	2	0	0
White Non-Hispanic	570	534	513	618	613	666	649	628	673	689	641
Two or More Races	0	0	0	0	0	0	3	2	1	1	3
Nonresident Alien	17	12	16	22	11	18	17	15	17	16	14
Race/Ethnicity Unknown	0	1	2	5	7	6	17	8	12	12	15

Nursing CIP Code/s

	CIP Code	CIP 2010 Code	Degree
Nursing	51.1601	51.3801	BSN
Nursing Administration	51.1602	51.3802	MN
Nursing-Adult Health & Illness	51.1603	51.3803	MN
Nurse Anesthesia	51.1604	51.3804	MN
Primary Care Family Nurse Practitioner	51.1605	51.3805	MN
Neonatal Nurse Practitioner	51.1606	51.3806	MN
Nursing Science	51.1608	51.3808	DNS
Psyc./Community Health Nursing	51.1610	cancelled	MN
Public & Community Health Nursing	51.1611	51.3811	MN
Nursing, Other-Nurse Educator	51.1699	51.3817	MN
Nursing Practice	51.3818	51.3818	DNP



**Louisiana State University Health Sciences Center New Orleans**

**Metric I. The following metric will identify the number of degrees conferred by level and professions most important to Louisiana.**

<b>Allied Health CIP Code/s</b>			
Health Science	51.0000	<b>cancelled</b>	MHS
Audiology	51.0202	51.0202	Au D
Communications Disorders	51.0204	51.0204	MCD
Cardiopulmonary Science	51.0901	51.0901	BS
Occupational Therapy	51.2306	51.2306	MOT
Physical Therapy	51.2308	51.2308	DPT
Physician Assistant Studies	51.0912	51.0912	MPAS
Rehabilitation Services	51.2310	<b>cancelled</b>	BS
Rehabilitation Counseling	51.2310	51.2310	MHS

**Louisiana State University Health Sciences Center New Orleans**

**Metric II. The following metrics will provide the campus enrollment trends.**

<b>Headcount Enrollment as of 14th Class Day</b>		<b>2006-2007</b>	<b>2007-2008</b>	<b>2008-2009</b>	<b>2009-2010</b>	<b>2010-2011</b>	<b>2011-2012</b>	<b>2012-2013</b>	<b>2013-2014</b>	<b>2014-2015</b>	<b>2015-2016</b>	<b>2016-2017</b>	<b>2017-2018</b>
<i>Undergraduate</i>													
	Full-time	357	326	499	648	658	578	559	604	628	603	654	696
	Part-time	283	339	248	188	196	311	343	316	288	276	219	225
<b>Total Undergraduate Headcount</b>		<b>640</b>	<b>665</b>	<b>747</b>	<b>836</b>	<b>854</b>	<b>889</b>	<b>902</b>	<b>920</b>	<b>916</b>	<b>879</b>	<b>873</b>	<b>921</b>
<i>Graduate</i>													
	Full-time	493	506	570	635	666	664	670	723	724	742	738	728
	Part-time	121	158	161	187	170	202	191	154	156	110	82	73
<b>Total Graduate Headcount</b>		<b>614</b>	<b>664</b>	<b>731</b>	<b>822</b>	<b>836</b>	<b>866</b>	<b>861</b>	<b>877</b>	<b>880</b>	<b>852</b>	<b>820</b>	<b>801</b>
<i>First Professional</i>													
	Full-time	915	937	954	986	1,009	1,022	1,025	1,032	1,032	1,060	1,065	1,055
	Part-time	0											

**Louisiana State University Health Sciences Center New Orleans**

**Metric II. The following metrics will provide the campus enrollment trends.**

Total Professional Headcount	915	937	954	986	1,009	1,022	1,025	1,032	1,032	1,060	1,065	1,055
Total Headcount Enrollment (Undergraduate, Graduate & Professional)	2,169	2,266	2,432	2,644	2,699	2,777	2,788	2,829	2,828	2,791	2,758	2,777
Total Full-Time-Equivalent (FTE) Enrollment	2,034	2,082	2,287	2,644	2,661	2,660	2,619	2,619	2,577	2,497	2,640	2,665
Total Enrollment by Race and Ethnicity as of the 14th Class Day	2006-2007	2007-2008	2008-2009	2009-2010	2010-2011	2011-2012	2012-2013	2013-2014	2014-2015	2015-2016	2016-2017	2017-2018
<b>Allied Health Professions</b>												
Hispanic	9	8	15	16	18	13	17	18	15	18	14	10
American Indian or Alaska Native	0	0	0	0	0	2	0	1	2	3	2	0
Asian/Pacific Islander	19	14	13	13	14	20	26	17	19	19	25	18
African American Non-Hispanic	20	17	25	28	28	27	22	23	21	26	25	21
Native Hawaiian or Other Pacific Islander	0	1	0	0	0	0	0	0	1	0	0	1
White Non-Hispanic	201	179	239	286	318	321	286	298	332	334	328	327
Two or More Races	0	0	0	0	0	2	2	5	3	4	4	7
Nonresident Alien	0	0	0	1	1	0	0	0	0	0	0	0
Race/Ethnicity Unknown	0	1	4	7	6	7	14	16	17	19	21	16
Refuse to Report	0	0	0	0	0	0	0	0	0	0	0	0
<b>Dentistry</b>												
Hispanic	8	7	8	5	5	9	10	14	22	18	13	11
American Indian or Alaska Native	0	0	0	0	1	1	1	1	1	1	1	2
Asian/Pacific Islander	56	65	71	64	59	59	55	60	57	57	58	48
African American Non-Hispanic	4	4	4	9	14	17	21	25	18	17	17	14
Native Hawaiian or Other Pacific Islander	0	1	1	1	1	0	0	0	0	0	0	0
White Non-Hispanic	289	291	294	300	295	292	295	288	282	282	284	286
Two or More Races	0	0	0	0	0	0	0	0	1	0		3
Nonresident Alien	11	8	3	6	7	7	10	10	8	9	8	9
Race/Ethnicity Unknown	0	0	0	3	3	4	4	0	3	1	3	3
Refuse to Report	0	0	0	0	0	0	0	0	0	0	0	0
<b>Graduate Studies</b>												
Hispanic	7	3	1	1	3	1	2	2	2	4	2	2
American Indian or Alaska Native	0	0	0	0	0	0	0	0	0	0	0	0
Asian/Pacific Islander	4	6	5	5	3	9	10	7	11	8	9	9
African American Non-Hispanic	5	6	8	8	6	5	8	5	5	6	7	6
Native Hawaiian or Other Pacific Islander	0	0	0	0	0	0	0	0	0	0	0	0
White Non-Hispanic	54	59	56	50	56	50	52	50	50	42	48	49
Two or More Races	0	0	0	0	0	0	0	0	0	0	0	0
Nonresident Alien	51	51	44	49	34	33	28	24	20	14	11	6
Race/Ethnicity Unknown	0	0	0	0	0	0	0	0	0	0	1	1
Refuse to Report	0	0	0	0	0	0	0	0	0	0	0	0

**Louisiana State University Health Sciences Center New Orleans**

**Metric II. The following metrics will provide the campus enrollment trends.**

<b>Total Enrollment by Race and Ethnicity as of the 14th Class Day</b>		<b>2006-2007</b>	<b>2007-2008</b>	<b>2008-2009</b>	<b>2009-2010</b>	<b>2010-2011</b>	<b>2011-2012</b>	<b>2012-2013</b>	<b>2013-2014</b>	<b>2014-2015</b>	<b>2015-2016</b>	<b>2016-2017</b>	<b>2017-2018</b>
<b>Nursing</b>													
	Hispanic	22	37	38	47	50	50	52	45	55	58	59	65
	American Indian or Alaska Native	3	4	3	2	4	5	7	4	5	4	4	3
	Asian/Pacific Islander	31	21	20	30	28	43	54	54	52	49	53	46
	African American Non-Hispanic	81	86	97	108	129	143	150	152	145	129	122	130
	Native Hawaiian or Other Pacific Islander	0	0	0	0	1	0	1	0	0	0	0	0
	White Non-Hispanic	572	627	684	761	751	774	778	803	788	746	693	738
	Two or More Races	0	0	0	0	0	0	0	0	0	1	8	14
	Nonresident Alien	2	3	4	13	12	16	3	3	4	6	2	1
	Race/Ethnicity Unknown	0	0	0	0	0	2	2	0	0	0	9	13
	Refuse to Report	0	0	0	0	0	0	0	0	0	0	0	0
<b>Medicine</b>													
	Hispanic	10	13	15	18	24	22	16	20	19	20	25	31
	American Indian or Alaska Native	3	4	4	6	3	2	1	1	1	1	1	1
	Asian/Pacific Islander	65	69	76	62	76	83	90	103	104	91	90	92
	African American Non-Hispanic	47	46	44	48	55	53	49	42	35	37	34	39
	Native Hawaiian or Other Pacific Islander	0	1	4	2	2	1	1	1	1	0	0	0
	White Non-Hispanic	544	551	558	575	566	561	570	569	581	509	513	504
	Two or More Races	0	0	0	1	2	2	2	6	2	3	4	8
	Nonresident Alien	1	1	0	0	1	3	4	2	0	1	1	2
	Race/Ethnicity Unknown	5	12	13	33	34	36	29	26	30	140	138	125
	Refuse to Report	0	0	0	0	0	0	0	1	1	0	0	0
<b>Public Health</b>													
	Hispanic	4	4	3	6	5	6	6	4	5	6	14	13
	American Indian or Alaska Native	0	0	0	0	0	0	0	1	0	0	1	1
	Asian/Pacific Islander	0	6	6	8	7	10	16	13	10	12	13	11
	African American Non-Hispanic	5	15	21	16	15	21	25	31	22	21	24	25
	Native Hawaiian or Other Pacific Islander	1	0	0	0	0	1	0	0	0	0	0	0
	White Non-Hispanic	30	33	40	42	51	49	56	66	60	51	52	45
	Two or More Races	0	0	0	0	0	1	0	0	0	0	2	2
	Nonresident Alien	4	10	9	10	11	14	13	18	16	21	15	17
	Race/Ethnicity Unknown	1	2	2	4	0	0	0	0	2	3	0	0
	Refuse to Report	0	0	0	0	0	0	0	0	0	0	0	2
<b>Student Credit Hours (SCH)</b>													
<i>Note: For MD and DDS Students 18 contact hours = 1 credit hour</i>													
	Fall SCH	42,217	43,739	48,263	51,724	52,872	53,548	54,185	54,894	53,362	57,226	56,952	55,889
	Spring SCH	42,854	45,006	48,877	52,374	53,414	53,539	54,685	54,936	55,666	53,099	53,799	n/a
<b>Total number of students enrolled who received TOPS</b>													
	Performance	76	91	96	89	74	82	97	109	95	100	100	115
	Opportunity	122	146	152	167	137	134	138	149	100	104	105	108
	Honors	39	44	52	58	63	60	62	70	59	64	82	89

**Louisiana State University Health Sciences Center New Orleans**

**Metric II. The following metrics will provide the campus enrollment trends.**

<b>Enrollment by specified discipline as of 14th class day</b>	<b>2006-2007</b>	<b>2007-2008</b>	<b>2008-2009</b>	<b>2009-2010</b>	<b>2010-2011</b>	<b>2011-2012</b>	<b>2012-2013</b>	<b>2013-2014</b>	<b>2014-2015</b>	<b>2015-2016</b>	<b>2016-2017</b>	<b>2017-2018</b>
Total number of students enrolled in <b>Nursing</b> programs	711	778	846	961	978	1,032	1,047	1,064	1,049	993	950	1,008
Total number of students enrolled in <b>Allied Health Professions</b> programs	249	220	296	351	385	392	367	378	410	423	419	400

**Nursing CIP Code/s**

	<b>CIP Code</b>	<b>CIP 2010</b>	<b>Degree</b>
Nursing	51.3801	51.3801	BSN
Nursing Administration	51.3802	51.3802	MN
Nursing-Adult Health & Illness	51.3803	51.3803	MN
Nurse Anesthesia	51.3804	cancelled	MN
Primary Care Family Nurse Practitioner	51.3805	51.3805	MN
Neonatal Nurse Practitioner	51.3806	51.3806	MN
Nursing Science	51.3808	51.3808	DNS
Psyc./Community Health Nursing		cancelled	MN
Public & Community Health Nursing		51.3811	MN
Nursing, Other-Nurse Educator	51.3817	51.3817	MN
Nursing Practice	51.3818	51.3818	DNP

**Allied Health CIP Code/s**

Health Science		cancelled	MHS
Audiology	51.0202	51.0202	Au D
Communications Disorders	51.0204	51.0204	MCD
Cardiopulmonary Science	51.0901	51.0901	BS
Clinical Lab Science	51.1005		
Occupational Therapy	51.2306	51.2306	MOT
Physical Therapy	51.2308	51.2308	DPT
Physician Assistant Studies	51.2310	51.0912	MPAS
Rehabilitation Services		cancelled	BS
Rehabilitation Counseling	51.2310	51.231	MHS

**Variables Description**

**Headcount Enrollment Undergraduate** – Total number of full-time and part-time students enrolled in courses for undergraduate credit.

**Headcount Enrollment Graduate** – Total number of full-time and part-time students enrolled in courses for graduate credit.

**Full-Time Equivalent (FTE)** – The calculation of FTE can vary by institution. However, FTE enrollment reported for this metric should reconcile to FTE data you report to the Louisiana BoR, SREB and IPEDS for your campus.

**Full-Time Student Undergraduate** - a student enrolled for 12 or more semester credits or 24 or more contact hours a week each term. (IPEDS)

**Dual Enrollment**- A student who is enrolled in high school but who is also enrolled, simultaneously, in a postsecondary institution are considered dual enrolled.

**Science Technology Engineering and Mathematics (STEM):** STEM enrollment is calculated based on STEM CIP codes.

**Educations, Nursing, Allied Health** - Use the CIP codes as defined by IPEDS for these disciplines to determine the number of students enrolled and graduates in these fields of study.

Louisiana State University Health Sciences Center New Orleans

Metric III. The following metric will identify the campus trends for retention, graduation, licensure and pass rate.

<b>14th Day Headcount Enrollment</b>	<b>2006-2007</b>	<b>2007-2008</b>	<b>2008-2009</b>	<b>2009-2010</b>	<b>2010-2011</b>	<b>2011-2012</b>	<b>2012-2013</b>	<b>2013-2014</b>	<b>2014-2015</b>	<b>2015-2016</b>	<b>2016-2017</b>	<b>2017-2018</b>
Fall Headcount	2,169	2,254	2,432	2,644	2,699	2,777	2,788	2,829	2,828	2,791	2,758	2,777
Spring Headcount	2,185	2,319	2,523	2,713	2,794	2,789	2,841	2,841	2,863	2,789	2,824	n/a
Fall Credit Hours	42,217	43,739	48,263	51,724	52,872	53,548	54,185	54,894	53,362	57,226	56,952	55,425
Spring Credit Hours	42,854	45,006	48,877	52,374	53,414	53,539	54,685	54,936	55,666	53,099	53,841	n/a
Fall FTE	2,034	2,082	2,287	2,644	2,661	2,660	2,619	2,619	2,577	2,497	2,640	2,665
Spring FTE	2,057	2,179	2,373	2,557	2,622	2,625	2,667	2,687	2,718	2,655	2,714	n/a
Fall Credit Hour per FTE	20.76	21.01	21.10	19.56	19.87	20.13	20.69	20.96	20.71	22.92	21.57	20.80
Spring Credit Hour per FTE	20.83	20.65	20.60	20.48	20.37	20.40	20.50	20.45	20.48	20.00	19.84	n/a
<b>Campus Undergraduate 1st to 2nd year Retention Rates</b>	<b>2006-2007</b>	<b>2007-2008</b>	<b>2008-2009</b>	<b>2009-2010</b>	<b>2010-2011</b>	<b>2011-2012</b>	<b>2012-2013</b>	<b>2013-2014</b>	<b>2014-2015</b>	<b>2015-2016</b>	<b>2016-2017</b>	<b>2017-2018</b>
By School and Program (student must be continuously enrollment)												
Allied Health Professions			97%	95%	87%	95%	97%	95%	94%	92%	96%	95%
Dentistry-DDS			97%	98%	99%	99%	98%	98%	100%	98%	100%	100%
Dentistry-Dental Hygiene			100%	100%	98%	94%	100%	100%	97%	97%	97%	97%
Dentistry-Dental Lab Tech			100%	100%	91%	83%	100%	100%	100%	100%	100%	100%
Graduate Studies			89%	90%	75%	85%	90%	76%	69%	74%	84%	100%
Medicine			99%	97%	97%	95%	97%	96%	98%	96%	96%	96%
Nursing			93%	82%	91%	89%	90%	82%	86%	91%	90%	86%
Public Health			100%	92%	92%	98%	97%	98%	91%	82%	92%	94%

<b>Number of students taking licensure exams</b>	<b>2006-2007</b>	<b>2007-2008</b>	<b>2008-2009</b>	<b>2009-2010</b>	<b>2010-2011</b>	<b>2011-2012</b>	<b>2012-2013</b>	<b>2013-2014</b>	<b>2014-2015</b>	<b>2015-2016</b>	<b>2016-2017</b>
<b>Allied Health</b>											
Cardiopulmonary Science			8	10	12	13	13	10	9	17	16
Clinical Laboratory Sciences			24	19	25	26	27	30	25	21	23
Audiology and Speech Language Pathology			23	22	30	34	36	36	33	39	40
Occupational Therapy			20	34	31	37	33	30	27	33	N/A
Physical Therapy			20	29	40	40	30	36	33	35	39
<b>Dentistry</b>											
DDS National Board Dental Exam (written)			59	60	53	59	64	66	62	64	64
DDS Clinical Licensure Exam (practical)			56	57	53	59	68	66	63	64	64
National Board Dental Hygiene Exam (written)			41	43	40	34	40	38	38	37	37
Dental Hygiene Clinical Licensure Exam (practical)			41	43	40	34	40	38	38	37	37
<b>Medicine</b>											
USMLE Step 1			176	172	186	191	187	178	192	190	198
USMLE Step 2 CK			167	167	183	180	183	183	182	186	199
USMLE Step 2 CS			167	165	180	177	188	184	178	187	197
<b>Nursing</b>											
NCLEX			147	175	178	210	178	177	187	191	210

Louisiana State University Health Sciences Center New Orleans

Metric III. The following metric will identify the campus trends for retention, graduation, licensure and pass rate.

Number of students passing licensure exams	2006-2007	2007-2008	2008-2009	2009-2010	2010-2011	2011-2012	2012-2013	2013-2014	2014-2015	2015-2016	2016-2017
<b>Allied Health</b>											
Cardiopulmonary Science			8	9	11	13	13	9	9	16	15
Clinical Laboratory Sciences			24	18	25	25	27	30	25	21	23
Audiology and Speech Language Pathology			23	22	30	34	36	36	33	39	40
Occupational Therapy			20	33	31	35	30	30	27	33	N/A
Physical Therapy			20	29	40	40	30	35	33	34	38
<b>Dentistry</b>											
DDS National Board Dental Exam (written)			58	60	53	58	64	66	62	64	63
DDS Clinical Licensure Exam (practical)			56	55	52	59	68	66	60	64	63
National Board Dental Hygiene Exam (written)			41	43	40	34	40	38	38	37	37
Dental Hygiene Clinical Licensure Exam (practical)			41	43	40	34	40	38	38	37	37
<b>Medicine</b>											
USMLE Step 1			162	164	183	180	177	173	186	189	196
USMLE Step 2 CK			161	166	181	177	180	171	165	185	196
USMLE Step 2 CS			159	155	180	157	183	174	164	187	194
<b>Nursing</b>											
NCLEX			140	169	175	206	170	171	181	184	204
Campus pass rate on licensure exams	<b>2006-2007</b>	<b>2007-2008</b>	<b>2008-2009</b>	<b>2009-2010</b>	<b>2010-2011</b>	<b>2011-2012</b>	<b>2012-2013</b>	<b>2013-2014</b>	<b>2014-2015</b>	<b>2015-2016</b>	<b>2016-2017</b>
<b>Allied Health</b>											
Cardiopulmonary Science			100%	90%	92%	100%	100%	90%	100%	94%	94%
Clinical Laboratory Sciences			100%	95%	100%	96%	100%	100%	100%	100%	100%
Audiology and Speech Language Pathology			100%	100%	100%	100%	100%	100%	100%	100%	100%
Occupational Therapy			100%	97%	100%	95%	91%	100%	100%	100%	N/A
Physical Therapy			100%	100%	100%	100%	100%	97%	100%	97%	97%
<b>Dentistry</b>											
DDS National Board Dental Exam (written)			98%	100%	100%	98%	100%	100%	100%	100%	98%
DDS Clinical Licensure Exam (practical)			100%	96%	98%	100%	100%	100%	95%	100%	98%
National Board Dental Hygiene Exam (written)			100%	100%	100%	100%	100%	100%	100%	100%	100%
Dental Hygiene Clinical Licensure Exam (practical)			100%	100%	100%	100%	100%	100%	100%	100%	100%
<b>Medicine</b>											
USMLE Step 1			92%	95%	98%	94%	95%	97%	97%	99%	99%
USMLE Step 2 CK			96%	99%	99%	98%	98%	93%	91%	99%	98%
USMLE Step 2 CS			95%	94%	100%	89%	97%	95%	92%	100%	98%
<b>Nursing</b>											
NCLEX			95%	97%	98%	98%	96%	97%	97%	96%	97%

Notes:  
Data matches what was reported under the GRAD Act.

Louisiana State University Health Sciences Center New Orleans

IV. The following metrics will identify the effectiveness of campus research and technology transfer to benefit the state's economic development.

	Academic 2008-2009	Academic 2009-2010	Academic 2010-2011	Academic 2011-2012	Academic 2012-2013	Academic 2013-2014	Academic 2014-2015	Academic 2015-2016	Academic 2016-2017	Academic 2017-2018
Faculty Research (\$ in thousands)										
Total \$ amount of faculty research	59,112	59,776	57,007	53,712	49,443	45,486	46,838	43,066	40,785	n/a
Total number of T/TT faculty holding grants	117	118	101	109	96	83	72	85	77	n/a
% of T/TT faculty holding grants	44.15%	45.18%	42.44%	47.60%	45.07%	39.52%	34.78%	47.75%	48.13%	n/a
Research \$ per FTE T/TT	219	226	218	226	232	217	226	213	197	n/a
Research per FTE T/TT faculty	219	226	218	226	232	217	226	213	197	n/a
Total number of PhD's awarded	18	24	19	17	21	12	23	23	18	n/a
Total number of Postdoctoral Fellows	36	40	40	40	42	31	33	35	35	n/a
Total Number of Post Baccalaureate Certificates	17	12	18	19	14	13	0	0	0	n/a

Total research by Major Discipline; Life Science; Physical Science; environmental Science; Engineering Science; Computer Science; Math; Psychology; Social Science; Other Science

Research Expenditure by Major Discipline <i>Data shown in Thousands</i>	FY Ending 2009			FY Ending 2010			FY Ending 2011		
	Federal	Other	Total	Federal	Other	Total	Federal	Other	Total
Allied Health	792	340	1,132	1,121	319	1,440	1,012	363	1,375
Dentistry	2,908	238	3,146	3,065	372	3,437	1,922	365	2,287
Medicine	32,617	14,615	47,232	34,581	12,270	46,851	35,526	10,410	45,936
Nursing				447	132	579	641	24	665
Public Health	7,080	522	7,602	6,928	541	7,469	6,480	264	6,744
<b>Total</b>	<b>43,397</b>	<b>15,715</b>	<b>59,112</b>	<b>46,142</b>	<b>13,634</b>	<b>59,776</b>	<b>45,581</b>	<b>11,426</b>	<b>57,007</b>

Research Expenditure by Major Discipline <i>Data shown in Thousands</i>	FY Ending 2012			FY Ending 2013			FY Ending 2014		
	Federal	Other	Total	Federal	Other	Total	Federal	Other	Total
Allied Health	1,203	440	1,643	228	312	540		275	275
Dentistry	1,223	493	1,716	1,081	226	1,307	1,091	85	1,176
Medicine	31,058	9,018	40,076	27,592	9,799	37,391	26,210	7,803	34,013
Nursing	54	1	55	15	2	17			
Public Health	7,099	3,123	10,222	7,970	2,218	10,188	7,336	2,686	10,022
<b>Total</b>	<b>40,637</b>	<b>13,075</b>	<b>53,712</b>	<b>36,886</b>	<b>12,557</b>	<b>49,443</b>	<b>34,637</b>	<b>10,849</b>	<b>45,486</b>



Louisiana State University Health Sciences Center New Orleans

IV. The following metrics will identify the effectiveness of campus research and technology transfer to benefit the state's economic development.

Research Expenditure by Major Discipline <i>Data shown in Thousands</i>	FY Ending 2015			FY Ending 2016			FY Ending 2017		
	Federal	Other	Total	Federal	Other	Total	Federal	Other	Total
Allied Health	23	310	334	29	320	350	4	295	300
Dentistry	1,094	162	1,256	1,143	148	1,291	1,823	165	1,989
Medicine	27,405	8,297	35,702	24,445	7,703	32,148	23,583	9,326	32,909
Nursing				0	0	0	0	5	5
Public Health	7,503	2,044	9,546	7,059	2,218	9,278	2,751	2,255	5,007
							576	0	576
<b>Total</b>	<b>36,025</b>	<b>10,813</b>	<b>46,838</b>	<b>32,676</b>	<b>10,390</b>	<b>43,066</b>	<b>28,737</b>	<b>12,047</b>	<b>40,785</b>

Research Expenditures (\$ in thousands)	FY 2009	FY 2010	FY 2011	FY 2012	FY 2013	FY 2014	FY 2015	FY 2016	FY 2017
Federal	43,397	46,142	45,581	40,637	36,886	34,637	36,025	31,526	28,737
Total	59,112	59,776	57,007	53,712	49,443	45,486	46,838	43,067	40,785

**Note** that Research Expenditures data should match data your campus reported to NSF. Beginning in 2008, this data should follow the following guidelines.

Track all expenditures back to the original source. For example, if funds come from the State DOTD, but originated with the federal government those expenditures should be reported as federal. There should be a CFDA number attached to these grants indicating that the original source was federal.

**Report all clinical trials as research. Please note that not all clinical trials are done by Tenured or Tenured Track (T/TT) faculty (see c).**

Compute under-and unreimbursed indirect costs according to the instructions.

Report NIH “k” and other research training awards as federal. Note, Do Not report all training grants, **only those that are for research training.**

**Louisiana State University Health Sciences Center New Orleans**

**Metric V: Technology Transfer**

(The following metric will provide technology transfer data.)

	2010-2011	2011-2012	2012-2013	2013-2014	2014-2015	2015-2016	2016-2017
Invention Disclosures	3	12	33	52	37	28	25
Licenses\Options Executed	1	1	3	7	6	8	3
New Patents Filed - Total	3	8	11	21	30	25	37
New Patents Filed - First in Family	*	*	*	*	*	10	11
US Patents Issued	4	5	4	3	4	3	4
Active License Agreements	17	12	15	16	6	23	24
Licenses Generating Income	7	8	7	10	8	29	10
Total Licensing Income	\$159,651	\$96,124	\$81,610	\$97,755	\$69,102	\$830,274	\$162,860
Start-up Companies Formed	0	1	1	0	2	1	0
Legal Fees Expended	\$332,451	\$227,933	\$180,236	\$224,204	\$238,300	\$202,638	\$123,920
Legal Fees Reimbursed	\$46,080	\$80,779	\$39,281	\$109,566	\$108,281	\$0	\$24,654
Percent of Expenses Reimbursed	14%	35%	22%	49%	45%	0%	20%
Legal Fees as a % License Income	208%	237%	221%	229%	345%	24%	76%
Cost per Patent Filed	\$110,817	\$28,492	\$16,385	\$10,676	\$7,943	\$8,106	\$3,349

LEGEND:

\* = 2015-2016 was the first year to track

Louisiana State University Health Sciences Center New Orleans

VI. The following metrics will identify the tuition and fee revenues, and, other revenue resources.

	2006-2007	2007-2008	2008-2009	2009-2010	2010-2011	2011-2012	2012-2013	2013-2014	2014-2015	2015-2016	2016-2017
<b>Total Endowment Value</b>	\$79,309,451	\$84,192,947	\$68,465,779	\$73,981,372	\$75,303,993	\$74,984,802	\$83,610,798	\$83,184,235	\$83,699,619	\$115,022,761	\$120,058,025
Earned Interest on Endowments	\$9,346,567	\$1,426,587	(\$16,053,996)	\$11,014,470	\$15,936,707	\$1,450,141	\$8,461,129	\$10,950,757	\$1,846,664	\$1,924,450	\$8,507,911
Dollar amount of the endowment approved each fiscal year and made available for expenditures by the campus	\$4,379,741	\$4,550,748	\$181,151	\$1,560,109	\$1,689,109	\$4,231,800	\$4,402,543	\$4,825,305	\$5,407,657	\$4,540,947	\$5,178,231
<b>Total # of Foundations</b>	1	1	1	1	1	1	1	1	1	1	1
Foundations total Assets (\$ Amount)	\$99,640,998	\$100,695,959	\$80,357,115	\$89,597,174	\$108,227,489	\$109,073,447	\$126,268,253	\$137,010,098	\$145,830,656	\$143,209,846	\$146,709,128
<a href="#">Click here to go to the Foundations Supplemental Table</a>	<i>List your Institution's Foundations</i>										
<b>Total # of Board of Regents Support Fund</b>											
Total Value (\$ Amount) of BoR Support Fund	\$56,938,937	\$59,860,158	\$49,525,238	\$59,795,331	\$77,843,029	\$76,975,023	\$83,596,107	\$88,769,815	\$81,760,857	\$95,640,094	\$99,916,833
<a href="#">Click here to go to the BoR Support Funds Supplemental Table</a>	<i>List your Institution's BoR Support Funds</i>										
<b>Total Gross Revenue Generated from tuition and fees</b>	\$17,966	\$19,173	\$20,312	\$23,117	\$25,570	\$29,742	\$34,860	\$41,420	\$48,064	\$55,268	\$58,996
<b>Total Net Revenue Generated from tuition and fees</b>	\$15,003	\$16,172	\$17,131	\$19,351	\$22,643	\$26,609	\$31,818	\$38,243	\$44,761	\$51,815	\$54,835
<b>Financial Aid</b>											
Total institutional dollars awarded need based aid for entering freshmen class	XXXXXXXX	XXXXXXXX	XXXXXXXX	XXXXXXXX	XXXXXXXX	XXXXXXXX	XXXXXXXX	XXXXXXXX	XXXXXXXX	XXXXXXXX	XXXXXXXX
Total institutional dollars awarded non-need aid for entering freshmen class	XXXXXXXX	XXXXXXXX	XXXXXXXX	XXXXXXXX	XXXXXXXX	XXXXXXXX	XXXXXXXX	XXXXXXXX	XXXXXXXX	XXXXXXXX	XXXXXXXX
Total institutional dollars awarded need based aid for entering freshmen class LA residents	XXXXXXXX	XXXXXXXX	XXXXXXXX	XXXXXXXX	XXXXXXXX	XXXXXXXX	XXXXXXXX	XXXXXXXX	XXXXXXXX	XXXXXXXX	XXXXXXXX
Total institutional dollars awarded non-need based aid for entering freshmen class LA residents	XXXXXXXX	XXXXXXXX	XXXXXXXX	XXXXXXXX	XXXXXXXX	XXXXXXXX	XXXXXXXX	XXXXXXXX	XXXXXXXX	XXXXXXXX	XXXXXXXX
Total institutional dollars awarded need based aid for entering freshmen class non-residents	XXXXXXXX	XXXXXXXX	XXXXXXXX	XXXXXXXX	XXXXXXXX	XXXXXXXX	XXXXXXXX	XXXXXXXX	XXXXXXXX	XXXXXXXX	XXXXXXXX
Total institutional dollars awarded non-need based aid for entering freshmen class non-residents	XXXXXXXX	XXXXXXXX	XXXXXXXX	XXXXXXXX	XXXXXXXX	XXXXXXXX	XXXXXXXX	XXXXXXXX	XXXXXXXX	XXXXXXXX	XXXXXXXX
<b>LSUHSC-NO does not enroll freshmen in any programs</b>											
<b>State Appropriation per FTE<sup>1</sup></b>	\$70,310	\$71,533	\$59,159	\$46,932	\$51,101	\$34,865	\$36,099	\$35,365	\$35,905	\$35,182	\$35,849
<b>Net Revenue Generated from auxiliary enterprises</b>	\$160,068	\$418,163	\$1,230,377	(\$202,264)	(\$774,841)	(\$323,074)	\$120,999	(\$140,781)	\$811,715	\$793,867	\$648,427

<sup>1</sup> Per LSU System: State Appropriation includes the Final Approved Budgeted General Fund, Statutory Dedication, and Federal Stimulus (ARRA) of each year. Student FTE is annual FTE reported to Board of Regents. Amount includes money for the Cancer Consortium and Smoking Cessation Programs

**Louisiana State University Health Sciences Center New Orleans**

**VI. The following metrics will identify the tuition and fee revenues, and, other revenue resources.**

**Endowment Value** equals the market value of of the endowment as of June 30 of the reporting year.

**FTE** Full time equivalent

**Payout from Endowment** equal interest earned on endowment.

**Gross Revenue Generated from Student Enrollment FTE** equals revenue gain from student tuitions and fees.

**Net Revenue Generated from Student Enrollment FTE** equals gross revenue from enrollment headcount minus institutional supported finaicial aid.

**Net Revenue from Auxiliary** equal gross revenue generated from auxiliary enterprises minus debt services and other financial obligations.

Louisiana State University Health Sciences Center New Orleans

Metric VII. The following metrics will identify teaching and research productivity per FTE faculty.

	2006-2007	2007-2008	2008-2009	2009-2010	2010-2011	2011-2012	2012-2013	2013-2014	2014-2015	2015-2016	2016-2017	2017-2018
<b>Instructional</b>												
Total Instructional FTE Tenured Faculty	214	191	177	178	172	171	167	169	173	170	168	158
Total Instructional FTE Tenure Track Faculty	73	79	88	83	66	58	46	41	34	32	39	36
Total Instructional T/TT Faculty	287	270	265	261	238	229	213	210	207	202	207	194
Total All FTE Instructional Faculty	807	799	835	846	829	805	805	795	828	839	847	841
Total FTE Faculty (Non-T/TT)	520	529	570	585	591	576	592	585	621	637	640	647
Total Faculty including Part-Time	902	900	945	957	938	943	920	893	877	882	894	885
Total Part-Time Faculty	95	101	109	112	109	138	115	98	49	43	47	44
T/TT FTE Faculty as a Percent of Total FTE Faculty	35.55%	33.79%	31.72%	30.88%	28.71%	28.45%	26.46%	26.42%	25.00%	24.08%	24.44%	23.07%
<b>Organized Sections</b>												
<i>Undergraduate (Sections)</i>	253	237	271	293	270	226	242	240	234	243	224	
<i>Graduate (Sections)</i>	449	435	515	493	512	469	487	534	507	544	529	
<i>Professional (Sections)</i>	553	648	702	677	729	631	622	497	511	536	526	
<i>Professional Certificates (Sections)</i>	111	103	108	106	100	103	87	107	113	111	109	
Total Number of Organized Sections	1,366	1,423	1,596	1,569	1,611	1,429	1,438	1,378	1,365	1,434	1,388	0
Duplicated Head Count Enrollment	4,059	4,160	4,798	5,105	5,243	5,502	5,620	5,691	5,667	6,253	6,296	
Duplicated Headcount per Organized Section	3	3	3	3	3	4	4	4	4	4	5	
<b>Include Total SCH generated during the academic year supported by instructional budget (Note 18 contact hours = 1 credit hour for</b>												
Undergraduate (SCH)	17,824	18,835	22,629	24,641	24,952	25,039	25,468	25,378	25,600	24,141	24,536	n/a
Graduate (SCH)	16,581	16,589	20,424	22,297	23,194	22,671	23,666	25,343	26,308	26,546	26,441	n/a
Professional (SCH)	54,041	55,997	57,975	60,796	62,162	64,493	64,734	64,601	64,431	67,246	68,685	n/a
Professional Certificates (SCH)	1,368	1,253	1,463	1,472	1,584	1,572	2,496	2,543	2,653	2,596	2,522	n/a
Total (SCH)	89,814	92,674	102,491	109,206	111,892	113,775	116,364	117,865	118,992	120,529	122,184	0
Total SCH Per T/TT Faculty	173	175	180	187	189	198	197	201	192	189	191	0
Total FTE Student Taught (Fall Semester Only)	2,034	2,082	2,287	2,644	2,661	2,660	2,619	2,619	2,577	2,497	2,640	2,665
Estimated FTE Student Taught per T/TT FTE Faculty	7	8	9	10	11	12	12	12	12	12	13	14
<b>Cost Data: Direct Expenditures for Instruction (As defined by the Delaware Study)</b>												
Total Direct Instructional Expenditures	\$144,293,367	\$168,523,163	\$190,763,565	\$191,656,907	\$184,817,729	\$194,704,214	\$190,496,525	\$183,111,783	\$151,941,665	\$212,258,070	\$213,767,503	n/a
Salaries	\$106,545,088	\$120,487,845	\$131,077,891	\$131,745,149	\$128,813,309	\$129,592,922	\$127,096,540	\$116,276,021	\$97,435,105	\$133,070,585	\$135,876,473	n/a
Benefits	\$18,855,483	\$22,674,127	\$23,066,346	\$23,349,212	\$26,413,323	\$29,139,347	\$28,751,736	\$28,461,659	\$25,863,179	\$31,850,789	\$34,807,788	n/a
Expenditures other than personnel related to Instructions	\$18,892,796	\$25,361,191	\$36,619,328	\$36,562,546	\$29,591,097	\$35,971,945	\$34,648,249	\$38,374,103	\$28,643,381	\$47,336,696	\$43,083,242	n/a
Salaries as a Percent of Direct Instructional Expense	73.8%	71.5%	68.7%	68.7%	69.7%	66.6%	66.7%	63.5%	64.1%	62.7%	63.6%	n/a
Personnel Cost as a percent of Direct Instructional Expense	86.9%	85.0%	80.8%	80.9%	84.0%	84.8%	81.1%	79.0%	81.1%	77.7%	79.8%	n/a
Research Expenditure	\$62,166,956	\$60,007,721	\$59,111,817	\$59,776,839	\$57,006,479	\$53,712,013	\$49,436,456	\$45,486,058	\$46,838,416	\$43,066,373	\$40,784,128	n/a
Public Service Expenditures	\$89,633,729	\$104,985,827	\$132,338,351	\$131,708,854	\$124,514,555	\$129,140,941	\$132,439,750	\$152,576,327	\$188,645,803	\$149,628,716	\$197,208,614	n/a
Total Research and Public Services	\$151,800,685	\$164,993,548	\$191,450,168	\$191,485,693	\$181,521,034	\$182,852,954	\$181,876,206	\$227,263,923	\$235,484,219	\$192,695,089	\$237,992,742	n/a
Research per FTE T/TT Faculty	\$216,610	\$222,251	\$223,063	\$228,855	\$239,523	\$234,550	\$232,096	\$216,600	\$226,273	\$213,200	\$197,025	n/a
Public Service Per FTE T/TT Faculty	\$312,313	\$388,836	\$499,390	\$504,245	\$523,170	\$563,934	\$621,783	\$726,554	\$911,332	\$740,736	\$952,699	n/a
Research and Public Service per FTE T/TT Faculty	\$528,922	\$611,087	\$722,453	\$733,100	\$762,693	\$798,485	\$853,879	\$1,082,209	\$1,137,605	\$953,936	\$1,149,723	n/a

Louisiana State University Health Sciences Center New Orleans

Metric VII. The following metrics will identify teaching and research productivity per FTE faculty.

**Definitions:**

**Direct Expenditures for Instructions:** Total Direct Instructional Expenditures include data in certain functional areas - instruction, research, and public service. Direct expenditure data reflect costs incurred for personnel compensation, supplies, and services used in the conduct of each of these functional areas. They include acquisition costs of capital assets such as equipment and library books to the extent that funds are budgeted for the use of departments for instruction, research, and public service. Similar to the Delaware Study, exclude centrally allocated computing costs and centrally supported computer labs, and graduate student tuition remission and fee waivers.

**Instruction:** Instruction includes general academic instruction, occupational and vocational instruction, community education, preparatory and adult basic education, and remedial and tutorial instruction conducted by the teaching faculty for the institution's students. Departmental research and service **which are not separately budgeted** should be included under instruction. In other words, department research which is externally funded should be excluded from instructional expenditures, as should any departmental funds which were expended for the purpose of matching external research funds as part of a contractual or grant obligation. EXCLUDE expenditures for academic administration where the primary function is administration. For example, exclude deans, but include department chairs.)

Disaggregate total direct instructional expenditures for the institution into the following categories:

**Salaries:** Report all wages paid to support the instructional function in a given department or program during the fiscal year. While these will largely be faculty salaries, be sure to include clerical (e.g., department secretary), professionals (e.g., lab technicians), Graduate student stipends (but not tuition waivers), and any other personnel who support the teaching function and whose salaries and wages are paid **from the institution's instructional budget**.

**Benefits:** Report expenditures for benefits associated with the personnel for whom salaries and wages were reported on the previous entry. If you cannot separate benefits from salaries, but benefits are included in the salary figure you have entered, indicate "Included in Salaries" in the data field. Some institutions book benefits centrally and do not disaggregate to the department level. If you can compute the appropriate benefit amount for the department/program, please do so and enter the data. If you cannot do so, leave the benefit amount as zero and we will impute a cost factor based upon the current benefit rate for your institution, as published in *Academe*. If no rate is available, we will use a default value of 28%.

**Other Than Personnel Costs:** This category includes non-personnel items such as travel, supplies and expense, non-capital equipment purchases, etc., that are typically part of an instructional department or program's cost of doing business. *Excluded* from this category are items such as central computing costs, centrally allocated computing labs, graduate student tuition remission and fee waivers, etc.

**Research:** This category includes all funds expended for activities specifically organized to produce research outcomes and commissioned by an agency either external to the institution or **separately budgeted** by an organizational unit within the institution. Report total research expenditures only. It is not necessary to disaggregate costs for this category.

**Public Service:** Report all funds **separately budgeted** specifically for public service and expended for activities established primarily to provide non-instructional services beneficial to groups external to the institution. Examples include cooperative extension and community outreach projects. Report total service expenditures only. It is not necessary to disaggregate costs for this category.

**Federally Funded Research:** As defined by NSF

**Total Research and Expenditures:** As defined by NSF

**Louisiana State University Health Sciences Center New Orleans**

**Table I: Affiliated Off-Campus Sites**

<b>LSU System Campus</b>	<b>Name of Affiliated Off- Campus Site</b>	<b>Gross Revenue Generated by Affiliate Campus</b>
	<i>Not Applicable</i>	

**Table II: Board of Regent Support Funds**

<b>LSU System Campus</b>	<b>Name of Support Fund</b>	<b>Endowment</b>
LSUHSC-NO	Abe Mickal, MD Chair in Obstetrics and Gynecology	\$ 1,282,733.74
LSUHSC-NO	Al Copeland/Cancer Crusaders Chair in Neuroendocrine Cancer	\$ 1,341,415.25
LSUHSC-NO	Alan Robson, MD Professorship in Pediatric Nephrology	\$ 123,243.12
LSUHSC-NO	Albert Lauro, MD Professorship of Emergency Medicine	\$ 209,810.06
LSUHSC-NO	Alice Baker Holoubek, MD Professorship of Medicine	\$ 121,679.52
LSUHSC-NO	Allen A. Copping Chair for Excellence in Teaching	\$ 1,295,661.75
LSUHSC-NO	Alliance to the Louisiana Dental Association Scholarship	\$ 251,583.78
LSUHSC-NO	Amgen Oncology Professorship	\$ 176,506.23
LSUHSC-NO	Barbara Lemann Professorship of Child Welfare	\$ 157,596.32
LSUHSC-NO	Bernhard M. Schwaninger Professorship of Orthodontics	\$ 357,616.82
LSUHSC-NO	Bettina C. Hilman, MD Professorship of Pediatric Allergy	\$ 313,410.81
LSUHSC-NO	Betty Lynne Theriot Distinguished Professorship of Clinical	\$ 121,558.50
LSUHSC-NO	Blue Cross Blue Shield of Louisiana Professorship	\$ 140,513.16
LSUHSC-NO	Bollinger Family Professorship in Alzheimer's Disease	\$ 112,398.05
LSUHSC-NO	Brasseler USA Professorship in Prosthodontics	\$ 130,470.24
LSUHSC-NO	Cancer Crusaders Endowed Professorship in Cancer Research	\$ 902,215.88
LSUHSC-NO	Carl Adatto Professorship in Community Psychiatry	\$ 138,134.96
LSUHSC-NO	Carl Adatto Professorship In Psychoanalytic Psychiatry	\$ 145,160.88
LSUHSC-NO	Carl Baldrige Endowed Chair in Dentistry	\$ 1,177,554.67
LSUHSC-NO	Carl Baldrige Endowed Chair in Neurology	\$ 2,252,119.66
LSUHSC-NO	Carol Ashton D'Angelo Professorship of Alcohol and Drug Stud	\$ 117,837.31
LSUHSC-NO	Charles I. Berlin, Ph.D Endowed Chair for the Genetic	\$ 1,940,281.15
LSUHSC-NO	Charles L. Brown, Jr., MD Professorship in Health Promotion	\$ 124,957.43
LSUHSC-NO	Charles V. Sanders, MD Chair of Medicine	\$ 1,060,826.95
LSUHSC-NO	Charles W. Hilton, MD Professorship of Medical Education	\$ 137,997.41
LSUHSC-NO	Charles W. McMillin, III and Richard Paul Grace Chair of Can	\$ 1,574,906.74

**Table II: Board of Regent Support Funds**

<b>LSU System Campus</b>	<b>Name of Support Fund</b>	<b>Endowment</b>
LSUHSC-NO	Children's Hospital Professorship of Pediatric Research	\$ 385,544.45
LSUHSC-NO	Claude C. Craighead, MD Chair in Vascular Surgery	\$ 2,277,989.58
LSUHSC-NO	Committee of 100 Scholarship in Dentistry	\$ 101,181.01
LSUHSC-NO	David G. Kline, MD Endowed Chair in Neurosurgery	\$ 1,580,764.51
LSUHSC-NO	David G. Kline, MD Professorship of Neurosurgery	\$ 166,202.61
LSUHSC-NO	David Lucas (Luke) Glancy Professorship of Cardiology	\$ 210,544.38
LSUHSC-NO	David R. Bethune - Lederle Lab Professorship in Pharmacology	\$ 150,939.88
LSUHSC-NO	Dean Fontham Endowed Superior Graduate Student Scholarship	\$ 107,830.21
LSUHSC-NO	Dominick D and Wilhelmina L Aiena Prof in Ophthalmology	\$ 107,782.15
LSUHSC-NO	Donald Edward Texada, MD Professorship of Ophthalmology	\$ 206,872.54
LSUHSC-NO	Dr. Mollie Marcus Wallick Professorship in Psychiatry	\$ 136,728.08
LSUHSC-NO	Edgar Hull, MD Endowed Chair in Medicine	\$ 1,232,587.78
LSUHSC-NO	Edmund E. Jeansonne, Sr., DDS Professorship of Continuing Ed	\$ 200,935.18
LSUHSC-NO	Eduardo Marvez-Valls, MD Professorship of Emergency Medicine	\$ 181,469.38
LSUHSC-NO	Edward D. Levy, Jr., MD Professorship in Psychiatry	\$ 113,895.94
LSUHSC-NO	EENT Professorship in the LSU Neuroscience Center of Excellence	\$ 104,163.58
LSUHSC-NO	Elaine A. Dore' Endowed Chair in Orthopaedics	\$ 1,812,636.86
LSUHSC-NO	Emma Sadler Moss Professorship of Pathology	\$ 169,645.25
LSUHSC-NO	Ernest C. and Yvette C. Villere Chair for the Study of Retin	\$ 3,354,968.81
LSUHSC-NO	Ernest C. and Yvette C. Villere Chair in Neuroscience	\$ 5,285,305.37
LSUHSC-NO	Ernest N. Morial Endowed Chair for the Research and Treatment	\$ 2,071,124.99
LSUHSC-NO	Eugenie and Joseph Jones Family Foundation Professorship	\$ 167,674.34
LSUHSC-NO	Frances Zuppardo Professorship of Cancer Research	\$ 182,946.87
LSUHSC-NO	Frank Low, PhD Endowed Graduate Student Scholarship	\$ 181,301.05
LSUHSC-NO	Fraternal Order of Eagles Ronald Reagan Professorship	\$ 207,832.42
LSUHSC-NO	Fred Allison, Jr., MD Professorship of Medicine	\$ 133,114.62
LSUHSC-NO	Fred G. Brazda, PhD Professorship of Biochemistry	\$ 224,690.09
LSUHSC-NO	G. Dean MacEwen Endowed Chair in Pediatric Orthopaedics	\$ 2,160,212.31
LSUHSC-NO	G. John Buddingh, MD Professorship in Microbiology	\$ 287,984.09
LSUHSC-NO	George C. Dunn Professorship in Psychiatry	\$ 134,955.73
LSUHSC-NO	George D. Lyons, Jr., MD Chair in Otolaryngology Head and	\$ 1,288,438.56
LSUHSC-NO	Gerald and Gayle Foret Professorship of Family Medicine	\$ 253,067.68
LSUHSC-NO	Gerald S. Berenson, MD Professorship in Preventive Cardiology	\$ 337,014.29
LSUHSC-NO	Grace Benson Professorship of Neurology	\$ 170,049.28
LSUHSC-NO	Guy A. Favalaro Professorship in Orthodontics	\$ 427,955.17
LSUHSC-NO	H. Adele Spence Endowed Graduate Student Scholarship	\$ 137,120.19
LSUHSC-NO	H. Eustis Reily Professorship in Urology	\$ 134,552.54
LSUHSC-NO	Hank Helmer Directional Drilling Professorship in Dentistry	\$ 145,163.71
LSUHSC-NO	Harry E. Dascomb, MD Professorship of Medicine	\$ 551,021.72
LSUHSC-NO	Harvey A. Gabert, MD Chair in Obstetrics and Gynecology	\$ 1,344,953.23



**Table II: Board of Regent Support Funds**

<b>LSU System Campus</b>	<b>Name of Support Fund</b>	<b>Endowment</b>
LSUHSC-NO	Henry Jolly, MD Professorship of Clinical Dermatology	\$ 873,024.53
LSUHSC-NO	Herbert C. Dessauer Endowed Graduate Student Scholarship	\$ 130,675.06
LSUHSC-NO	Herbert E. Kaufman, MD Chair of Ophthalmology	\$ 1,354,779.18
LSUHSC-NO	Howard & Joy Osofsky Professorship of Addiction Psychiatry	\$ 214,219.83
LSUHSC-NO	Howard Buechner, MD Professorship of Medicine	\$ 660,217.44
LSUHSC-NO	Imtiaz Ahmed Professorship for International Primary	\$ 146,871.31
LSUHSC-NO	Irvin Cahen, MD Endowed Chair in Orthopaedic Surgery	\$ 2,004,289.50
LSUHSC-NO	Isidore Cohn, Jr., MD Chair in Surgery	\$ 1,405,312.54
LSUHSC-NO	Jack Andonie, MD Professorship in Gynecological Surgery	\$ 181,396.07
LSUHSC-NO	Jack Perry Strong Chair in Pathology	\$ 2,186,455.08
LSUHSC-NO	Jack Sheridan Professorship in Student Clinical Dental Resea	\$ 109,059.32
LSUHSC-NO	James B. and Helen A. Dunn Professorship in Nursing	\$ 153,955.46
LSUHSC-NO	James D. Rives Professorship of Cancer Surgery	\$ 278,850.95
LSUHSC-NO	James D. Rives Professorship of Surgery	\$ 370,832.75
LSUHSC-NO	James K. Howles, MD Professorship in Dermatology	\$ 514,854.78
LSUHSC-NO	Jerome M. Maas Chair in Reproductive Endocrinology	\$ 1,548,377.53
LSUHSC-NO	Jim Finks Chair for Health Promotion	\$ 1,158,997.20
LSUHSC-NO	Jim Lowenstein Professorship in Medicine	\$ 686,451.82
LSUHSC-NO	John A. Rock, MD Professorship for Visiting Scholars	\$ 147,718.66
LSUHSC-NO	John Ey, MD Professorship in Hospitalist Pediatrics	\$ 150,138.50
LSUHSC-NO	John H. Seabury, MD Professorship in Medicine	\$ 206,750.22
LSUHSC-NO	John N. Bickers Professorship in Hematology/Oncology	\$ 216,154.08
LSUHSC-NO	Johnson Foundation Professorship in Endodontics	\$ 132,087.07
LSUHSC-NO	Joseph N Macaluso, Jr, MD FACS Professorship of Endourology	\$ 105,979.38
LSUHSC-NO	Julius H. Mullins, Sr., MD Professorship of Anatomy	\$ 125,559.70
LSUHSC-NO	Kai and Earl Rozas Professorship of Physiology	\$ 142,488.37
LSUHSC-NO	Kathleen and John Bricker Endowed Chair in Psychiatry	\$ 1,263,251.94
LSUHSC-NO	Keith Van Meter, MD Spirit of Charity Professorship	\$ 105,632.47
LSUHSC-NO	Kelly R. Stewart, MD Chair of Dermatology	\$ 1,737,035.13
LSUHSC-NO	Kelsey Bradley Favrot Endowed Chair in Neuro-Oncology	\$ 1,286,462.39
LSUHSC-NO	Kenneth and Frances Barnes Bullington Professorship in Heari	\$ 171,898.93
LSUHSC-NO	Kenneth Ardoin/Pfizer Chair of Basic Cardiovascular Research	\$ 3,578,648.80
LSUHSC-NO	L. Allen Barker Endowed Graduate Student Scholarship	\$ 117,933.17
LSUHSC-NO	Leslie Lewinter-Suskind and Robert Suskind Professorship	\$ 241,806.07
LSUHSC-NO	Linda Cao and Phuong Nguyen Scholarship in Pediatric Dentist	\$ 100,842.14
LSUHSC-NO	Louis Levy II, MD, M'43 Professorship of Research Cardiology	\$ 321,192.11
LSUHSC-NO	Louis R. Cabiran, MD Professorship of Medicine	\$ 279,865.29
LSUHSC-NO	LSUSD Orthodontic Alumni Endowed Scholarship	\$ 313,566.34
LSUHSC-NO	Marie Copping Professorship in General Dentistry	\$ 139,580.71
LSUHSC-NO	Marie LaHasky Professorship of Family Medicine	\$ 338,010.51

**Table II: Board of Regent Support Funds**

<b>LSU System Campus</b>	<b>Name of Support Fund</b>	<b>Endowment</b>
LSUHSC-NO	Marilyn L. Zimny, PhD Professorship in Anatomy	\$ 134,623.63
LSUHSC-NO	Marilyn L. Zimny, PhD Professorship in Graduate Studies	\$ 193,214.33
LSUHSC-NO	Marshall I. Gottsegen Professorship in Orthodontics	\$ 427,955.16
LSUHSC-NO	Max Sugar Professorship in Infant, Child and Adolescent Psyc	\$ 262,934.86
LSUHSC-NO	Mervin L. Trail, MD Endowed Chair in Head and Neck Oncology	\$ 1,531,260.94
LSUHSC-NO	Michael Sly, MD Professorship of Allergy and Immunology	\$ 162,716.90
LSUHSC-NO	Michael Sly, MD Professorship of Pediatric Immunology Resear	\$ 299,387.72
LSUHSC-NO	Morey L. Sear/Dr. Oliver Sartor Professorship for Prostate	\$ 239,126.56
LSUHSC-NO	Nelson K. Ordway, MD Professorship of Pediatric Research	\$ 481,694.94
LSUHSC-NO	Nick Gagliano Professorship in Ambulatory Pediatrics	\$ 147,282.65
LSUHSC-NO	Nick Gagliano Professorship in Emergency Pediatrics	\$ 191,602.48
LSUHSC-NO	Nicolas G. Bazan, MD, PhD Professorship in Emergency Medicin	\$ 151,193.44
LSUHSC-NO	P.K. Scheerle, RN Professorship In Nursing	\$ 174,961.54
LSUHSC-NO	Patricia Powers Strong Professorship in Oncology	\$ 265,576.06
LSUHSC-NO	Paul J. Ramsay Endowed Chair of Psychiatry	\$ 1,743,305.61
LSUHSC-NO	Paula Garvey Manship Chair of Medicine	\$ 1,212,211.26
LSUHSC-NO	Pelayo Correa, MD Professorship of Pathology	\$ 173,842.10
LSUHSC-NO	Percy Rosenbaum, MD Professorship of Pediatrics	\$ 150,625.43
LSUHSC-NO	Pfizer Professorship in Primary Care at Earl K. Long	\$ 153,129.39
LSUHSC-NO	Pfizer/Allen D. Meisel, MD Professorship of Gastroenterology	\$ 163,747.76
LSUHSC-NO	Pfizer/Hank McCrorie Trauma Surgery Professorship	\$ 177,919.72
LSUHSC-NO	Pfizer/Kenneth A. Ardoin Professorship of Family Medicine	\$ 224,786.72
LSUHSC-NO	Pfizer/Salvatore Giorgianni Professorship of Health Systems	\$ 175,032.50
LSUHSC-NO	Philip Cenac, MD Professorship of Medical Ethics	\$ 229,869.27
LSUHSC-NO	Prince Abdulaziz Bin Ahmad Abdulaziz Al-Saud Chair for Study	\$ 2,117,307.56
LSUHSC-NO	R. Jack and Mary Louise Cassingham Chair in Periodontics	\$ 1,506,211.17
LSUHSC-NO	Raja W. Dhurandhar, MD Professorship of Cardiology	\$ 131,446.79
LSUHSC-NO	Ralph and Lily Dauterive Professorship in Operative Dentistr	\$ 131,242.87
LSUHSC-NO	Raymond G. Leubke, DDS Professorship in Endodontics	\$ 168,003.71
LSUHSC-NO	Research Institute for Children Professorship	\$ 123,717.10
LSUHSC-NO	Richard A. Culbertson Professorship	\$ 98,884.50
LSUHSC-NO	Richard Ashman, PhD Professorship in Physiology	\$ 250,350.44
LSUHSC-NO	Richard E. L. Fowler Professorship of Pediatrics	\$ 196,419.07
LSUHSC-NO	Richard M. Paddison, MD Professorship of Neurology	\$ 839,614.95
LSUHSC-NO	Richard Vial, MD Professorship of Medical Education	\$ 150,776.03
LSUHSC-NO	Robert D. D'Ambrosia Chair in Orthopaedic Surgery	\$ 1,565,530.30
LSUHSC-NO	Robert F. Dyer Endowed Graduate Student Scholarship	\$ 147,012.77
LSUHSC-NO	Robert F. Eastman, Sr., DDS Professorship in Operative Denti	\$ 138,999.65
LSUHSC-NO	Robert J. Musselman Professorship in Pediatric Dentistry	\$ 146,989.25
LSUHSC-NO	Robert S. Daniels Professorship of Medical Education	\$ 145,547.72
LSUHSC-NO	Roland Coulson, PhD Professorship of Biochemistry	\$ 123,285.81

**Table II: Board of Regent Support Funds**

<b>LSU System Campus</b>	<b>Name of Support Fund</b>	<b>Endowment</b>
LSUHSC-NO	Ronald Welsh, MD Professorship of Pathology	\$ 528,616.61
LSUHSC-NO	Russell C. Klein, MD Alumni Professorship	\$ 163,038.59
LSUHSC-NO	Samuel G. McClugage, Jr., PhD Professorship of Cell Biology	\$ 155,144.84
LSUHSC-NO	Sheila Gottschalk Professorship in Excellence in Teaching	\$ 159,226.29
LSUHSC-NO	Shu Cheuk Professorship in Comprehensive Dentistry	\$ 118,468.50
LSUHSC-NO	Sister Henrietta Guyot Professorship in Nursing	\$ 221,168.87
LSUHSC-NO	St. Charles General Hospital Auxiliary Professorship in Nurs	\$ 200,572.23
LSUHSC-NO	Susan M. Leary and Richard A. Culbertson Professorship	\$ 98,884.50
LSUHSC-NO	T.G. and Doris Solomon Family Endowed Chair	\$ 1,921,569.36
LSUHSC-NO	Tenet Health System/JoEllen Smith, BSN Chair of Nursing	\$ 1,697,001.12
LSUHSC-NO	Terence E. Walsh Graduate Scholarship of Orthodontics	\$ 338,785.32
LSUHSC-NO	Thomas E. McNeely, DDS, MS, Scholarship in Dentistry	\$ 99,957.99
LSUHSC-NO	Tom Benson Professorship of Neurology	\$ 182,292.62
LSUHSC-NO	Tucker H. Couvillon, III Professorship of Nursing Research	\$ 182,218.89
LSUHSC-NO	Tulsa Dental Professorship in Endodontics	\$ 145,861.89
LSUHSC-NO	Victor Halperin, DDS Professorship of Dental Research	\$ 170,560.64
LSUHSC-NO	Victor M.G. Chaltiel Professorship of Medicine	\$ 140,313.37
LSUHSC-NO	Viola M. and Charles L. Lacoste, Sr. Professorship	\$ 101,382.36
LSUHSC-NO	Warren C. Plauche, MD Professorship of Maternal Fetal Medici	\$ 159,640.56
LSUHSC-NO	Warren R. Summer, MD Professorship of Pulmonary Medicine	\$ 152,532.16
LSUHSC-NO	Wendall H. Gauthier Chair of Cancer Research	\$ 1,129,608.75
LSUHSC-NO	William A. Rock, Jr., MD Professorship in Clinical Pathology	\$ 137,227.79
LSUHSC-NO	William and Sarah Jane Pelon Chair in the Dept of Microbiolo	\$ 3,400,849.70
LSUHSC-NO	William and Sarah Jane Pelon Professorship in Oral and Crani	\$ 109,637.55
LSUHSC-NO	William Ben Johnson Professorship in Endodontics	\$ 136,892.36
LSUHSC-NO	William Boatner Reily Professorship in Urology	\$ 139,542.97
LSUHSC-NO	William H. Stewart, MD Chair in Pediatrics	\$ 1,418,934.47
LSUHSC-NO	Women in Medicine Professorship	\$ 118,988.65

**\$ 99,916,832.76**

<b>LSU System Campus</b>	<b>Foundation</b>	<b>Total Assets (\$ Amount)</b>
LSUHSC-NO	The Foundation for the LSU Health Sciences Center	\$146,709,128

Louisiana State University Health Sciences Center New Orleans

National Benchmark Report

	2010-2011	2011-2012	2012-2013	2013-2014	2014-2015	2015-2016	2016-2017
USMLE Step 1							
LSU School of Medicine Mean Total Score	227	225	224	228	228	229	228*
National Mean Total Score	225	227	227	229	229	228	230*

\* LSU and National Data for Step 1 in 2016-2017 represents 95% of students taking Step 1, the full data set will be available in Feb. or March 2018.


USMLE Step 2 CK							
LSU School of Medicine in New Orleans Mean Total Score	229	233	241	239	235	240	242
National Mean Total Score	233	237	238	240	240	242	242

NIH Dollars Awarded by Funding Mechanisms							
	Federal FY 10	Federal FY 11	Federal FY 12	Federal FY 13	Federal FY 14	Federal FY 15	Federal FY 16
LSU School of Medicine Rank	83	84	88	88	87	91	93
Total Schools of Medicine with NIH Awards	134	138	137	138	138	138	139

**Louisiana State University  
Health Sciences Center Shreveport**



**March 16, 2018**



# Louisiana State University Health Sciences Center Shreveport

## Executive Summary

### Introduction

Established in 1969, Louisiana State University Health Sciences Center at Shreveport (LSUHSC-S) has an admirable history of advancing health sciences education, scientific discovery, and patient care. LSUHSC-S is home to schools of medicine, allied health professions, and graduate studies, and its programmatic and degree range in the health professions and biomedical sciences enable the state's most talented individuals to become outstanding practitioners, researchers, and educators. The institution's comprehensive primary, specialty, and sub-specialty clinical programs support the educational mission while improving the health and healthcare of Louisiana's population through the delivery of preventive, diagnostic, and treatment services from primary to quaternary levels. LSUHSC-S is also committed to addressing today's health care needs through forward-thinking biomedical research and therapeutic innovations that contribute to the body of knowledge and practice in science and medicine.

### Metric I: Completions

The number of completers has been comparatively stable for the last five years as entering class sizes are fixed for practically all programs. Of note, the School of Medicine's entering class size increased from 118 to 125 in 2014; therefore, the number of completers is expected to grow proportionately beginning in 2018.

In the School of Graduate Studies, the number of graduates varies annually because the number of students accepted changes from year to year. In addition, the length of time to degree completion differs among students and ranges from four to eight years. Because of limited resources that have been compounded by budget reductions in research and higher education, continued increases in the number of completers are not expected for the School of Graduate Studies, which relies on competitive stipends to attract and recruit students.

Notably, the Physical Therapy Program transitioned from master's to doctoral in 2006-07, and the Physician Assistant Program transitioned from bachelor's to master's in 2009-10. Each program began offering a part-time, post-professional track to previous graduates, allowing them to obtain the higher-level degree. As a result, the number of program completers transiently increased for a few years. Although the total number of graduates in these programs has fluctuated, the number of full-time, entry-level completers has grown. As these transitions were accomplished, the part-time, post-professional tracks were phased out, and the number of completers has stabilized near each program's full-time, entry-level capacity.

### Metric II: Enrollment

In fall 2017, enrollment for the institution hit an all-time high of 899. The School of Medicine increased its entering class size from 118 to 125 in 2014; consequently, the school's enrollment is up 3.7% from last year and at an all-time high of 506. The School of Allied Health Professions' enrollment increased 1.8% from fall 2016, and the School of Graduate Studies remained virtually the same as the previous fall. Notwithstanding, limited resources, which have been compounded by budget reductions in higher education, continue to constrain future increases.

# Louisiana State University Health Sciences Center Shreveport

## Executive Summary

### **Metric III: Student Success**

Acknowledging a special responsibility to Louisiana, the School of Medicine draws its applicants from in-state residents. Despite a smaller applicant pool, often with entry exam scores lower than the national median, the school's licensure pass rates continue to be consistently competitive with national pass rates.

Medical students are required to take and pass Step 1 of the United States Medical Licensing Examination (USMLE) prior to graduation from the School of Medicine. The proactive measures taken by the School of Medicine in an effort to increase passage rates of USMLE Step 1 include a plan for identifying and assisting "at-risk" students by directing them to enroll in an intensive study course designed to better prepare them for the Step 1 examination.

Medical students must also take the two components of USMLE Step 2 prior to graduation. Curricular revision aimed at increasing the quality and breadth of clinical experience provided to students has been made with the intent of further improving the quality of graduating physicians. The third and fourth year curricula have been reviewed and modified to provide students with increased patient contact and faculty interaction. In addition, the incorporation of clinical curricula from the institution's Clinical Skills Center (CSC) has provided an important way in which all medical students receive training in aspects of clinical medicine appropriate for their year and a means by which their performance of clinical skills can be evaluated. High first-time pass rates, which have been comparable to the national pass rate, for the two components of USMLE Step 2 reflect the School of Medicine's robust and successful clinical curriculum.

In the School of Allied Health Professions, licensure pass rates across all programs continue to be consistently competitive with national pass rates. Remarkably, many programs in the school achieved a 100% first-time pass rate on their respective licensing exams in 2016-17. The school continues to institute various methods to maintain or increase passage rates on licensure and certification exams and to improve workforce foundational skills. Strategies incorporated include early identification of students needing remediation, individual student counseling, study groups, practice examinations, clinical practice skill development, and interactive teaching by faculty on clinical rotations. Recent examples of student success initiatives include the following:

- The Cardiopulmonary Science Program offers a seminar course to students that have qualified to take the Registered Respiratory Therapist (RRT) exam. This course provides several practice examinations that cover both components of the RRT Examination: Therapist Multiple Choice Exam and Clinical Simulations Exam. As the student progresses through the course, the instructor provides feedback to the entire class and on an individual basis in the assessment of strengths and weaknesses. The program also offers a National Board Preparation Exam during this time frame that covers both of these components; students who score less than 65% on this exam are strongly encouraged to continue an individualized study program with the course instructor until the score on the National Board Preparation Exam is greater than 65%.



# Louisiana State University Health Sciences Center Shreveport

## Executive Summary

In the School of Graduate Studies, some departments have developed academic support systems in which senior graduate students tutor first year graduate students who are “at risk” for academic probation. In addition, the Department of Pharmacology, Toxicology, and Neuroscience has developed and implemented a review/refresher series of online tutorials and faculty generated quizzes in biochemistry, in which incoming students are required to take in the summer before their first year of graduate school. As a result, students have proven to be more successful in passing their first year biochemistry coursework, which is essential in advancing to the second year of the program.

### **Metric IV: Campus Research**

One of Louisiana’s top economic development goals is improving health care through research, clinical trials, and treatment opportunities. The three main areas of research focus at LSUHSC-S are cancer, cardiovascular, and neuroscience. Researchers at the LSUHSC-S Feist-Weiller Cancer Center (FWCC) perform investigations into molecular mechanisms of cancer initiation and metastatic disease as well as conduct clinical trials on new cancer treatments. The FWCC also supports the activities of the Innovative North Louisiana Experimental Therapeutics (INLET) program. The INLET program was established to aid investigators in drug discovery and development via facilitation of high throughput assays. The program maintains a Screening Core and an Efficacy Core, and several new pieces of equipment were added to these cores during 2013-2014.

The Center for Cardiovascular Diseases and Science (CCDS) at LSUHSC-S has made substantial progress since its approval by the Board of Regents in December 2013. The research initiatives of the CCDS are supported through the Malcolm Feist endowment and include funding for pre-and postdoctoral fellowships, intramural grants to faculty, and the established Partners Across Campuses (PAC) research program. In addition, the CCDS supports a monthly seminar series with presentations from outstanding cardiovascular researchers from around the country as well as monthly Works in Progress sessions, Clinical Case Management Conferences, and meetings with CCDS-supported trainees. During 2014-2015, the CCDS sponsored a successful Industry Day Conference in collaboration with Louisiana Tech University and the University of Louisiana at Monroe. In addition, the CCDS obtained major equipment to establish a mass spectrometry core facility as well as an animal research core. Ongoing investigations related to cardiovascular research at LSUHSC-S include studies on diabetes, microcirculation, stroke, and preeclampsia.

Areas of current basic and clinical research in the neurosciences include Parkinson's disease, Alzheimer's disease, other neurodegenerative diseases, cognitive disorders, multiple sclerosis, epilepsy, and drug abuse. Research in other areas includes basic and clinical studies in virology, inflammatory diseases, pulmonary diseases, and toxicology. The majority of the basic research studies are funded by the National Institutes of Health and private foundations; most of the clinical studies receive funding support from the pharmaceutical industry.

### **Metric V: Technology Transfer**

As part of its mission, LSUHSC-S supports the region and the state in economic growth and prosperity by utilizing research and knowledge to engage in productive partnerships with the private sector. Ongoing partnerships between LSUHSC-S and several start-up companies are active and making a difference in the biomedical field.

Intellectual property developed at LSUHSC-S has been exclusively licensed to development-stage companies that are working

# Louisiana State University Health Sciences Center Shreveport

## Executive Summary

toward the commercialization of these technologies. For example, Embera NeuroTherapeutics, a start-up company from LSUHSC-S, has been granted a license to commercialize patented drug combination for the treatments for smoking cessation and other addictions. In July 2016, Embera received an \$11.1 million, three-year grant from the NIH National Institute on Drug Abuse (NIDA). The grant will support continued clinical development of EMB-001 for the treatment of cocaine addiction.

Innolyzer, LLC, a new LSUHSC-S faculty start-up company, was licensed in 2013-2014, to commercialize several patents for the detection and analysis of hydrogen sulfide levels in biological fluids as well as other liquids such as petroleum products. Innolyzer has developed a chip apparatus for the detection of hydrogen sulfide levels. Innolyzer is beginning to test this versatile chip in a number of unrelated economic areas.

Several established companies have licensed LSUHSC-S developed technologies. Companies such as Applied Biosystems, Cellscript, New England BioLabs, and BioNTech have licensed technology developed at LSUHSC-S for the synthesis and use of anti-reverse mRNA cap analogs (ARCA). BioNTech, a fully integrated private biotechnology company developing personalized cancer immunotherapies, has exclusively licensed technology developed here at LSUHSC-S.

In September 2016, BioNTech, using our patented technologies, entered into a worldwide strategic collaboration with Genentech, a member of the Roche Group, to develop, manufacture, and commercialize novel messenger RNA (mRNA)-based, individualized cancer vaccines. The collaboration, with an initial funding of \$310 million, will combine Genentech's leading cancer immunotherapy portfolio and research program with BioNTech's proprietary mRNA cancer vaccine technology platform, and personalized medicine expertise. Together, the two companies will develop individually tailored cancer immunotherapies against a broad range of cancers to potentially provide a new treatment paradigm for cancer patients.

### **Metric VI: Revenue Sources**

Payout from endowment is generated from endowment earnings, which are tied to current interest rates, resulting in variations from year to year. Foundation total assets increased approximately 3.3% in 2016-17 due to unrealized gains from long-term investments. Net revenue generated from tuition and fees increased approximately 12% as a result of higher enrollment and tuition increases.

### **Metric VII: Teaching Productivity**

Despite the number of faculty decreasing 3.9% in 2016-17 from the previous year, duplicated student headcount and total student credit hours increased 4.2% and 14.2% respectively. The School of Medicine reviewed and updated the credit hours assigned to each course in the curriculum, which contributed to some of the rise in student credit hours.

LSUHSC-S faculty have equally important responsibilities in areas of patient care, research and scholarly contributions, and education. Because of the broad range of teaching activities (e.g. didactic, clinical, laboratory, small groups, etc.) at academic medical centers and teaching hospitals, teaching productivity of faculty is not easily quantified, and often underestimated. In addition to quantifiable time spent teaching in the classroom, the duty of educators at an academic health science center is to train learners to attain skills identical to their own. Therefore, a significant amount of faculty teaching occurs simultaneously with their other duties. Clinical faculty teach varied levels of learners (e.g. students, residents, fellows) important aspects of clinical medicine and patient care in the hospital or clinic setting while performing their own clinical duties. Likewise, research scientists train graduate students and postdoctoral fellows as well as some clinical trainees in the research laboratory while performing their own research activities.

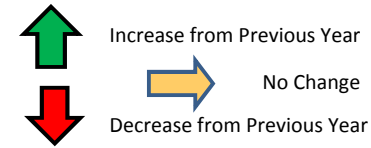
## **LSUHSC-S MISSION:**

The primary mission of Louisiana State University Health Sciences Center at Shreveport (LSUHSC-S) is to teach, heal, and discover, in order to advance the well-being of the region and beyond. LSUHSC-S encompasses the Schools of Medicine, Graduate Studies, and Allied Health Professions in Shreveport. In implementing its mission, LSUHSC-S is committed to:

- Educating physicians, basic scientists, residents, fellows, and allied health professionals based on state-of-the-art curricula, methods, and facilities, preparing students for careers in health care service, teaching, and research.
- Providing state-of-the-art clinical care, including a range of tertiary special services, to an enlarging and diverse regional base of patients.
- Achieving distinction and international recognition for basic science and clinical research programs that contribute to the body of knowledge and practice in science and medicine.
- Supporting the region and the State in economic growth and prosperity by utilizing research and knowledge to engage in productive partnerships with the private sector.
- Fostering a culture of diversity and inclusion that promotes mutual respect for all.

# Louisiana State University Health Sciences Center at Shreveport

## Metrics at a Glance 2016-2017



Legend:

Statistic	
X	Y
Z	%

Hi Most Recent Available  
 Lo % Change from Previous Year

Metric I Degrees Awarded	Metric II Enrollment	Metric III Student Success	Metric IV Research Expenditures	Metric V Technology Transfer	Metric VI Revenues	Metric VII Faculty Productivity
<b>Bachelors</b>	<b>Total Undergraduate Headcount</b>	<b>Fall Headcount</b>	<b>Total number of faculty holding grants</b>	<b>Invention Disclosures</b>	<b>Total Market Value of Endowment</b>	<b>Faculty Full-time</b>
62   16 16 ↓ -38.5%	115   28 28 → 0.0%	899   899 712 ↑ 2.9%	99   48 48 → 0.0%	24   24 4 ↑ 50.0%	171,116,118   168,303,505 46,486,633 ↑ 3.3%	526   427 427 ↓ -4.5%
<b>Masters</b>	<b>Total Graduate Headcount</b>	<b>Fall Credit Hours</b>	<b>Research \$ per faculty holding grants</b>	<b>Licenses\Options Executed</b>	<b>Foundations total Assets (\$ Amount)</b>	<b>Total Faculty</b>
81   75 20 ↑ 1.4%	372   365 222 ↑ 2.0%	13,752.8   13,752.8 5,612.3 ↑ 14.2%	486,521   470,000 311,283 ↓ -3.4%	2   1 0 ↓ -50.0%	200,055,947   200,055,947 75,396,282 ↑ 7.8%	624   513 513 ↓ -3.9%
<b>Doctoral - Research/Scholarship</b>	<b>Total Professional Headcount</b>	<b>Fall FTE</b>	<b>Total number of PhD's awarded (School of Graduate Studies only)</b>	<b>New Patents Filed - Total</b>	<b>Total Value (\$ Amount) of BoR Support Fund (Chair &amp; Professorship)</b>	<b>Number of Sections</b>
16   6 6 ↓ -45.5%	506   506 430 ↑ 3.7%	874.0   874.0 642.0 ↑ 2.0%	16   6 6 ↓ -45.5%	36   36 4 ↑ 38.5%	4,773,004   3,007,108 2,583,571 ↓ -20.9%	1,215   1,124 385 ↓ -1.0%
<b>Doctoral - Professional Practice (Medicine)</b>	<b>Total Enrollment</b>	<b>Fall Credit Hour per FTE</b>	<b>Total number of Postdoctoral Fellows</b>	<b>Active License Agreements</b>	<b>Total Gross Revenue Generated from tuition and fees</b>	<b>Duplicated Head Count</b>
117   114 94 ↑ 0.9%	899   899 765 ↑ 2.9%	15.7   15.7 8.6 ↑ 12.0%	75   54 50 ↓ -3.6%	19   19 15 ↑ 11.8%	21,402,268   21,402,268 5,980,366 ↑ 12.2%	1,895   1,895 1,502 ↑ 4.2%
<b>Doctoral - Professional Practice (Physical Therapy)</b>	<b>Total Full-Time-Equivalent (FTE) Enrollment</b>	<b>1st to Second Year Retention (Cardiopulmonary Science - BS)</b>	<b>Total Federal Research Expenditures (in thousands)</b>	<b>Licenses Generating Income</b>	<b>Total Net Revenue Generated from tuition and fees</b>	<b>Total Student Credit Hours</b>
63   35 2 → 0.0%	873   873 687 ↑ 1.9%	100.0%   100.0% 70.0% ↑ 42.9%	15,316   7,055 6,321 ↑ 8.9%	38   10 10 ↓ -73.7%	19,891,850   19,891,850 5,352,229 ↑ 12.1%	26,716   26,716 14,950 ↑ 14.2%
<b>Total number of degrees awarded by race/ethnicity</b>	<b>Total number of students enrolled who received TOPS</b>	<b>1st to Second Year Retention (Medical Technology - BS)</b>	<b>Total Research Expenditures (in thousands)</b>	<b>Total Licensing Income</b>	<b>Student Credit Hours/Duplicated Headcount</b>	
272   246 199 ↓ -5.0%	26   26 11 ↑ 36.8%	100.0%   100.0% 71.0% → 0.0%	31,021   22,560 22,560 ↓ -3.4%	993,634   357,945 274,330 ↓ -64.0%	14   14 9.65 ↑ 9.6%	

**Louisiana State University Health Sciences Center at Shreveport**  
**Metric I: Summary of Degrees Awarded**

**Summary of Degrees Awarded**

Louisiana State University HSC Shreveport	2010-2011	2011-2012	2012-2013	2013-2014	2014-2015	2015-2016	2016-2017
<b>a) Campus Total number of degrees awarded/conferred</b>							
Bachelors	52	56	28	32	26	26	16
Masters	32	36	81	77	81	74	75
Doctoral - Research/Scholarship	10	16	11	9	8	11	6
Doctoral - Professional Practice (Medicine)	111	109	117	109	115	113	114
Doctoral - Professional Practice (Physical Therapy)	37	35	31	31	34	35	35
<b>TOTAL</b>	<b>242</b>	<b>252</b>	<b>268</b>	<b>258</b>	<b>264</b>	<b>259</b>	<b>246</b>
<b>b) Total number of degrees awarded by race/ethnicity</b>							
Hispanic	3	5	4	9	4	9	8
American Indian or Alaska Native	1	2	1	1	1	1	1
Asian	7	14	14	13	13	9	13
Black or African American	13	13	16	12	19	20	10
Native Hawaiian or Other Pacific Islander	0	0	0	0	0	0	0
White	212	207	224	214	218	212	208
Two or More Races	0	0	0	0	0	0	1
Nonresident Alien	4	8	7	8	4	2	2
Race/Ethnicity Unknown	2	3	2	1	5	6	3
<b>TOTAL</b>	<b>242</b>	<b>252</b>	<b>268</b>	<b>258</b>	<b>264</b>	<b>259</b>	<b>246</b>

**Louisiana State University Health Sciences Center Shreveport**

**Metric II: Enrollment**

(The following metrics will identify the campus contribution to Louisiana's academic credentialed workforce)

		2011-2012	2012-2013	2013-2014	2014-2015	2015-2016	2016-2017	2017-2018
<i>Undergraduate</i>								
	School of Allied Health Professions							
	Full-time	54	49	43	35	34	28	26
	Part-time	5	1	1	0	5	0	2
<b>Total Undergraduate Headcount</b>		<b>59</b>	<b>50</b>	<b>44</b>	<b>35</b>	<b>39</b>	<b>28</b>	<b>28</b>
<i>Graduate</i>								
	School of Allied Health Professions							
	Full-time	222	250	240	261	254	246	247
	Part-time	45	46	33	31	40	36	43
	School of Graduate Studies							
	Full-time	76	73	71	66	69	73	72
	Part-time	3	2	6	6	9	3	3
<b>Total Graduate Headcount</b>		<b>346</b>	<b>371</b>	<b>350</b>	<b>364</b>	<b>372</b>	<b>358</b>	<b>365</b>
<i>First Professional</i>								
	School of Medicine							
	Full-time	462	467	462	472	480	488	506
	Part-time							
<b>Total Professional Headcount</b>		<b>462</b>	<b>467</b>	<b>462</b>	<b>472</b>	<b>480</b>	<b>488</b>	<b>506</b>
<b>Total Headcount Enrollment (Undergraduate, Graduate &amp; Professional)</b>		<b>867</b>	<b>888</b>	<b>856</b>	<b>871</b>	<b>891</b>	<b>874</b>	<b>899</b>
<b>Total Full-Time-Equivalent (FTE) Enrollment*</b>		<b>802</b>	<b>820</b>	<b>796</b>	<b>846</b>	<b>866</b>	<b>857</b>	<b>873</b>

\*Fall FTE based on SACS methodology

**b) Enrollment by Race and Ethnicity**

School of Allied Health Professions								
	Hispanic	9	6	4	3	6	7	9
	American Indian or Alaska Native	3	3	3	4	2	0	1
	Asian/Pacific Islander	8	8	9	5	7	6	5
	Black or African American	31	31	27	27	25	21	19
	Native Hawaiian or Other Pacific Islander	0	0	0	0	1	0	0
	White	274	285	257	275	265	245	263
	Two or More Races	0	0	0	0	3	5	7
	Nonresident Alien	1	10	8	3	1	0	2
	Race/Ethnicity Unknown	0	3	9	10	23	26	12
	Refuse to Report	0	0	0	0	0	0	0

**Louisiana State University Health Sciences Center Shreveport**

**Metric II: Enrollment**

(The following metrics will identify the campus contribution to Louisiana's academic credentialed workforce)

	2011-2012	2012-2013	2013-2014	2014-2015	2015-2016	2016-2017	2017-2018
<b>School of Graduate Studies</b>							
Hispanic	2	1	2	3	1	2	3
American Indian or Alaska Native	0	0	0	0	0	0	0
Asian/Pacific Islander	3	3	5	3	3	5	5
Black or African American	3	5	6	5	3	5	3
Native Hawaiian or Other Pacific Islander	0	0	0	0	0	0	0
White	46	45	44	36	44	34	33
Two or More Races	0	0	0	0	0	0	0
Nonresident Alien	25	21	20	25	27	30	31
Race/Ethnicity Unknown	0	0	0	0	0	0	0
Refuse to Report	0	0	0	0	0	0	0
<b>School of Medicine</b>							
Hispanic	10	12	20	21	23	19	18
American Indian or Alaska Native	2	0	0	1	1	0	0
Asian/Pacific Islander	39	37	34	32	39	48	49
Black or African American	18	22	27	24	23	19	20
Native Hawaiian or Other Pacific Islander	0	0	0	0	0	1	1
White	386	388	374	384	386	396	414
Two or More Races	0	0	1	1	1	1	0
Nonresident Alien	0	0	0	0	0	0	0
Race/Ethnicity Unknown	7	8	6	9	7	4	4
Refuse to Report	0	0	0	0	0	0	0
<b>Total number of students enrolled who received TOPS</b>							
Performance	4	5	9	4	10	8	11
Opportunity	5	5	2	3	6	6	1
Honors	9	13	5	14	5	5	14

Louisiana State University Health Sciences Center at Shreveport

Metric III: Student Success

III. The following metrics will identify the campus scholarship, teaching and instruction effectiveness	2009-2010	2010-2011	2011-2012	2012-2013	2013-2014	2014-2015	2015-2016	2016-2017	2017-2018
<b>a) 14th Day Headcount Enrollment</b>									
Fall Headcount	823	838	867	888	856	871	891	874	899
Spring Headcount	811	831	852	849	828	850	865	850	
Fall Credit Hours	6,523.5	6,916.7	7,545.8	7,751.1	7,512.4	7,785.2	10,011.5	12,042.9	13,752.8
Spring Credit Hours	6,226.5	6,553.7	7,224.8	7,145.1	7,053.4	7,513.1	9,690.5	11,028.9	
Fall FTE <sup>1</sup>	758.0	770.0	802.0	820.0	796.0	846.0	866.0	857.0	874.0
Spring FTE <sup>1</sup>	744.0	759.0	788.0	788.0	770.0	831.0	847.0	831.0	
Fall Credit Hour per FTE	8.6	9.0	9.4	9.5	9.4	9.2	11.6	14.1	15.7
Spring Credit Hour per FTE	8.4	8.6	9.2	9.1	9.2	9.0	11.4	13.3	
<b>b) Campus Undergraduate 1st to 2nd year retention rate.</b>									
By School and Program									
Allied Health Professions									
Cardiopulmonary Science - BS	86%	82%	88%	88%	100%	70%	100%		
Medical Technology - BS	88%	100%	95%	95%	93%	100%	100%		
Physician Assistant - BS <sup>2</sup>									
<b>e) Number of students passing licensure exams — See spreadsheet for more detail</b>									
<b>Allied Health</b>									
<i>Cardiopulmonary Science-RRT (first attempt)</i>									
Number tested	4	1	7	12	7	6	5	8	
Number passing	3	1	6	11	6	5	5	7	
Percent passing	75%	100%	86%	92%	86%	83%	100%	88%	
National First-time Taker Average Pass Rate	60%	68%	62%	62%	67%	67%	76%	59%	
<i>Communications Disorders-PRAXIS (first attempt)</i>									
Number tested	6	13	11	13	13	15	13	11	
Number passing	6	13	11	11	13	15	13	11	
Percent passing	100%	100%	100%	85%	100%	100%	100%	100%	
<i>Occupational Therapy-NBCOT (first attempt)</i>									
Number tested	15	18	16	25	21	23	23	25	
Number passing	15	18	15	25	21	22	18	21	
Percent passing	100%	100%	94%	100%	100%	96%	78%	84%	
National First-time Taker Average Pass Rate	82%	84%	85%	91%	not available <sup>†</sup>	not available <sup>†</sup>	not available <sup>†</sup>	not available <sup>†</sup>	
<i>Physical Therapy-NPTE (first attempt)</i>									
Number tested	30	28	29	31	31	34	36	33	
Number passing	27	25	26	25	30	30	36	33	
Percent passing	90%	89%	90%	81%	97%	88%	100%	100%	
National First-time Taker Average Pass Rate	88%	88%	89%	89%	90%	85%	not available	94%	



**Louisiana State University Health Sciences Center at Shreveport**  
**Metric III: Student Success**

III. The following metrics will identify the campus scholarship, teaching and instruction effectiveness	2009-2010	2010-2011	2011-2012	2012-2013	2013-2014	2014-2015	2015-2016	2016-2017	2017-2018
<i>Physician Assistant-PANCE (first attempt)</i>									
Number tested	32	36	34	36	35	38	36	34	
Number passing	31	36	34	34	35	38	36	32	
Percent passing	97%	100%	100%	94%	100%	100%	100%	94%	
National First-time Taker Average Pass Rate	94%	91%	93%	94%	95%	96%	not available	not available	
<i>Medical Technology-BOC Exam (first attempt)<sup>3</sup></i>									
Number tested	18	15	15	18	21	19	16	10	
Number passing	17	13	15	16	20	17	16	10	
Percent passing	94%	87%	100%	89%	95%	89%	100%	100%	
National Average Pass Rate	82%	84%	86%	86%	85%	84%	79%	80%	
<i>Medical Technology-NCA Exam (first attempt)<sup>3</sup></i>									
Number tested									
Number passing									
Percent passing									
National Average Pass Rate									
<b>Medicine</b>									
<i>USMLE Step 1 (first attempt)</i>									
Number tested	117	116	112	115	122	114	123*	126	
Number passing	106	108	105	111	114	108	118*	112	
Percent passing	91%	93%	94%	97%	93%	95%	96%*	89%	
National First-time Taker Average Pass Rate	91%	94%	95%	96%	96%	96%	96%*	96%	
<i>USMLE Step 2 CS (first attempt)</i>									
Number tested	110	113	111	117	109	115	113	115	
Number passing	109	110	108	115	105	111	110	109	
Percent passing	99%	97%	97%	98%	96%	97%	97%	95%	
National First-time Taker Average Pass Rate	97%	98%	97%	98%	96%	96%	97%	96%	
<i>USMLE Step 2 CK (first attempt)</i>									
Number tested	109	112	115	114	106	113	115	117	
Number passing	107	106	112	113	101	108	113	110	
Percent passing	98%	95%	97%	99%	95%	96%	98%	94%	
National First-time Taker Average Pass Rate	97%	97%	98%	98%	97%	95%	96%	96%	

<sup>1</sup> FTE based on SACS methodology.

<sup>2</sup> In 2009-10, the Physician Assistant Program transitioned from bachelor's to master's beginning with in summer 2010; therefore, no new bachelor's students will be enrolled after 2008-09.

<sup>3</sup> In 2009, the NCA and BOR certifications merged and are now known as the Board of Certification (BOC).

**Louisiana State University Health Sciences Center at Shreveport**

**Metric IV: Campus Research**

(The following metrics will identify the effectiveness of campus research.)

	2009-2010	2010-2011	2011-2012	2012-2013	2013-2014	2014-2015	2015-2016	2016-2017
a) Faculty Research								
Total \$ amount of faculty research	30,817,000	31,021,000	29,365,000	28,266,000	25,004,000	24,069,000	23,353,000	22,560,000
Total number of faculty holding grants	99	92	83	71	75	59	48	48
Research \$ per faculty holding grants	311,283	337,185	353,795	398,113	333,387	407,949	486,521	470,000
b) Total number of PhD's awarded (School of Graduate Studies only)	15	10	16	11	9	8	11	6
c) Total number of Postdoctoral Fellows	75	66	64	50	52	52	56	54
d) Research \$ per sq. ft. of funded faculty	\$289	\$271	\$265	\$212	\$199	\$183	\$314	\$281
e) Sq. ft. per funded faculty	1,086	1,144	1,125	1,048	1,104	1,050	1118	1043

f) Total research by Major Discipline; Life Science; Physical Science; environmental Science; Engineering Science; Computer Science; Math; Psychology; Social Science; Other Science															
Research Expenditure by Major Discipline <i>Data shown in Thousands</i>	FY Ending 2010			FY Ending 2011			FY Ending 2012			FY Ending 2013			FY Ending 2014		
	Federal	Other	Total	Federal	Other	Total	Federal	Other	Total	Federal	Other	Total	Federal	Other	Total
<b>Life Sciences (Total)</b>															
(1) Agricultural	0	0	0	0	0	0	0	0	0	0	0	0	0	0	0
(2) Biological	11,314	2,353	13,667	12,920	1,835	14,755	10,844	3,080	13,924	9,492	2,556	12,048	7,091	2,585	9,676
(3) Medical	2,576	13,748	16,324	2,396	13,454	15,850	2,660	12,527	15,187	2,261	12,911	15,172	1,399	12,732	14,131
(4) Other	0	826	826	0	416	416	0	254	254	0	1,046	1,046	0	1,197	1,197
<b>Total</b>	<b>13,890</b>	<b>16,927</b>	<b>30,817</b>	<b>15,316</b>	<b>15,705</b>	<b>31,021</b>	<b>13,504</b>	<b>15,861</b>	<b>29,365</b>	<b>11,753</b>	<b>16,513</b>	<b>28,266</b>	<b>8,490</b>	<b>16,514</b>	<b>25,004</b>
<b>Research Expenditure by Major Discipline <i>Data shown in Thousands</i></b>	<b>FY Ending 2015</b>			<b>FY Ending 2016</b>			<b>FY Ending 2017</b>								
	Federal	Other	Total	Federal	Other	Total	Federal	Other	Total						
<b>Life Sciences (Total)</b>															
(1) Agricultural	0	0	0	0	0	0	0	0	0						
(2) Biological	4,525	2,704	7,229	4,638	2,786	7,424	5,483	2,408	7,891						
(3) Medical	1,796	14,259	16,055	1,840	13,250	15,090	1,572	12,429	14,001						
(4) Other	0	785	785	0	839	839	0	668	668						
<b>Total</b>	<b>6,321</b>	<b>17,748</b>	<b>24,069</b>	<b>6,478</b>	<b>16,875</b>	<b>23,353</b>	<b>7,055</b>	<b>15,505</b>	<b>22,560</b>	<b>0</b>	<b>0</b>	<b>0</b>	<b>0</b>	<b>0</b>	<b>0</b>

g) Research Expenditures	FY 2010	FY 2011	FY 2012	FY 2013	FY 2014	FY 2015	FY 2016	FY 2017
Federal	13,890	15,316	13,504	11,753	8,490	6,321	6,478	7,055
Total	30,817	31,021	29,365	28,266	25,004	24,069	23,353	22,560

**Note** that Research Expenditures data should match data your campus reported to NSF. Beginning in 2008, this data should follow the following guidelines.

Track all expenditures back to the original source. For example, if funds come from the State DOTD, but originated with the federal government those expenditures should be reported as federal. There should be a CFDA number attached to these grants indicating that the original source was federal.

**Report all clinical trials as research. Please note that not all clinical trials are done by Tenured or Tenured Track (T/TT) faculty (see c).**

Compute under-and unreimbursed indirect costs according to the instructions.

Report NIH "k" and other research training awards as federal. Note, Do Not report all training grants, **only those that are for research training.**

**Louisiana State University Health Sciences Center at Shreveport**

**Metric V: Technology Transfer**

(The following metric will provide technology transfer data.)

	2010-2011	2011-2012	2012-2013	2013-2014	2014-2015	2015-2016	2016-2017
Invention Disclosures	10	6	8	4	20	16	24
Licenses\Options Executed	2	2	0	1	0	2	1
New Patents Filed - Total	2	4	3	4	14	26	36
New Patents Filed - First in Family	*	*	*	*	*	11	18
US Patents Issued	1	1	0	0	4	2	4
Active License Agreements	15	15	17	18	15	17	19
Licenses Generating Income	12	12	10	13	11	38	10
Total Licensing Income	\$647,478	\$170,440	\$135,292	\$274,330	\$503,312	\$993,634	\$357,945
Start-up Companies Formed	0	1	0	1	0	1	1
Legal Fees Expended	\$52,264	\$63,660	\$76,025	\$103,259	\$137,472	\$242,300	\$146,144
Legal Fees Reimbursed	\$36,651	\$104,022	\$94,710	\$36,502	\$35,209	\$10,300	\$6,353
Percent of Expenses Reimbursed	2%	163%	125%	35%	26%	4%	4%
Legal Fees as a % License Income	8%	37%	56%	38%	27%	24%	41%
Cost per Patent Filed	\$26,132	\$15,915	\$25,342	\$25,815	\$9,819	\$9,319	\$4,060

**LEGEND:**

\* = 2015-2016 was the first year to track

**Louisiana State University Health Sciences Center at Shreveport**

**Metric VI: Revenue Sources**

	2010-2011	2011-2012	2012-2013	2013-2014	2014-2015	2015-2016	2016-2017
<b>Total Endowment Value*</b>	52,809,047	54,135,582	153,776,823	171,116,118	166,470,614	162,895,315	168,303,505
Total payout from endowment	1,485,050	3,264,442	1,224,623	6,136,066	2,826,225	2,044,503	2,889,390
<b>Total # of Foundations</b>	1	1	1	1	1	1	1
Foundations total Assets (\$ Amount)	100,245,361	110,077,114	177,027,973	195,153,432	193,001,722	185,628,981	200,055,947
<a href="#">Click here to go to the Foundations Supplemental Table</a>							
<b>Total # of Board of Regents Support Fund</b>	4	13	13	11	9	6	5
Total Value (\$ Amount) of BoR Support Fund	2,583,571	2,938,438	4,773,004	3,855,082	2,786,211	3,801,520	3,007,108
<a href="#">Click here to go to the BoR Support Funds Supplemental Table</a>							
<a href="#">Click here to go to the Affiliated Supplemental Table</a>							
<b>Total Gross Revenue Generated from tuition and fees</b>	8,873,423	10,595,058	12,554,318	13,806,865	16,166,330	19,071,826	21,402,268
<b>Total Net Revenue Generated from tuition and fees</b>	8,546,352	10,239,061	12,170,250	13,220,015	15,178,735	17,740,442	19,891,850
<b>Financial Aid</b>							
Total institutional dollars awarded need based aid for entering freshmen class <sup>2</sup>	XXXXXXXX	XXXXXXXX	XXXXXXXX	XXXXXXXX	XXXXXXXX	XXXXXXXX	XXXXXXXX
Total institutional dollars awarded non-need aid for entering freshmen class <sup>2</sup>	XXXXXXXX	XXXXXXXX	XXXXXXXX	XXXXXXXX	XXXXXXXX	XXXXXXXX	XXXXXXXX
Total institutional dollars awarded need based aid for entering freshmen class LA residents <sup>2</sup>	XXXXXXXX	XXXXXXXX	XXXXXXXX	XXXXXXXX	XXXXXXXX	XXXXXXXX	XXXXXXXX
Total institutional dollars awarded non-need based aid for entering freshmen class LA residents <sup>2</sup>	XXXXXXXX	XXXXXXXX	XXXXXXXX	XXXXXXXX	XXXXXXXX	XXXXXXXX	XXXXXXXX
Total institutional dollars awarded need based aid for entering freshmen class non-residents <sup>2</sup>	XXXXXXXX	XXXXXXXX	XXXXXXXX	XXXXXXXX	XXXXXXXX	XXXXXXXX	XXXXXXXX
Total institutional dollars awarded non-need based aid for entering freshmen class non-residents <sup>2</sup>	XXXXXXXX	XXXXXXXX	XXXXXXXX	XXXXXXXX	XXXXXXXX	XXXXXXXX	XXXXXXXX
<b>State Appropriation per FTE<sup>3</sup></b>	n/a	n/a	n/a	n/a	n/a	n/a	n/a
<b>Net Revenue Generated from auxiliary enterprises</b>	1,158,342	666,884	448,712	(11,674)	(2,633)	190,490	266,210

<sup>1</sup> Alumni gifts are deposited with the LSUHSC-S Foundation

<sup>2</sup> LSUHSC-S does not enroll first-time freshmen

<sup>3</sup> Due to the complexity and overlap of health science center functions including instruction, patient care, and research, state appropriation specific to student FTE is difficult to determine and provide an accurate value for comparison.

\* Per an agreement between LSUHSC-S and the LSUHS Foundation, endowment funds are managed by the Foundation.

Louisiana State University Health Sciences Center at Shreveport

Metric VI: Revenue Sources

---

**Endowment Value** equals the market value of of the endowment as of June 30 of the reporting year.

**FTE** Full time equivalent

**Payout from Endowment** equal interest earned on endowment.

**Gross Revenue Generated from Student Enrollment FTE** equals revenue gain from student tuitions and fees.

**Net Revenue Generated from Student Enrollment FTE** equals gross revenue from enrollment headcount minus institutional supported finaicial aid.

**Net Revenue from Auxiliary** equal gross revenue generated from auxiliary enterprises minus debt services and other financial obligations.

**Louisiana State University Health Sciences Center at Shreveport**  
**Metric VII: Teaching Productivity**

LSU Health Sciences Center Shreveport	2010-2011	2011-2012	2012-2013	2013-2014	2014-2015	2015-2016	2016-2017
Faculty Full-time	516	495	500	501	486	447	427
Faculty Part-time	96	98	99	105	95	87	86
Total Faculty*	612	593	599	606	581	534	513
Number of Sections	385	427	408	1,140	1,215	1,135	1,124
Duplicated Head Count	1,624	1,698	1,709	1,652	1,687	1,819	1,895
Educational Degree Programs -- Student Credit Hours							
Undergraduates	2,377	2,005	1,782	1,407	1,223	1,287	968
Masters	4,684	6,631	6,924	6,757	7,014	6,891	6,722
Doctoral	4,622	4,776	4,914	4,971	5,889	5,900	5,862
Spec/Prf	5,117	5,020	4,918	5,085	5,056	9,320	13,164
Total Student Credit Hours	16,800	18,432	18,538	18,220	19,182	23,398	26,716
Student Credit Hours/Duplicated Headcount	10	11	11	11	11	13	14
Graduate Medical Education (GME) - Resident and Fellow Headcount**	465	454	466	450	467	449	468
Graduate Medical Education (GME) - Resident and Fellow Annual Hours**	1,237,181	1,214,973	1,249,696	1,204,904	1,254,754	1,203,710	1,250,294
GME Annual Hours/GME Headcount	2,661	2,676	2,682	2,678	2,687	2,681	2,672
Tuition & Fees	8,873,423	10,595,058	12,554,318	13,806,865	16,166,330	19,071,826	21,402,268
Fed Approp	0	0	0	0	0	0	0
State Approp excluding hospital	49,576,739	45,439,966	51,031,901	44,371,582	45,459,712	95,087,538	64,741,099
Federal Grants & Contracts	17,507,869	15,324,072	12,797,431	9,140,250	10,880,998	10,494,857	12,371,875
State Grants & Contracts	8,489,314	3,539,378	3,716,653	3,341,184	(1,434,919)	4,451,009	9,465,869
Local Grants & Contracts	1,747,466	1,947,894	1,055,342	1,185,205	608,228	1,096,899	1,127,371
Total Govt Grants Contracts	27,744,649	20,811,344	17,569,426	13,666,639	10,054,307	16,042,765	22,965,115
Private Grants Contracts	16,739,803	17,993,891	16,323,776	70,771,465	141,653,160	118,722,305	155,322,607
Gifts	540,008	348,031	167,094	214,835	152,130	60,266	41,692
Endowment Income	2,372,800	5,029,442	4,409,623	7,726,066	2,598,162	2,044,503	2,889,390
Sales and Services of Edu Depts	85,742,276	87,354,703	78,058,896	66,297,996	82,712,625	92,968,493	29,318,159
Hospitals, Including State Approp	513,339,651	442,276,522	470,638,501	193,002,511	20,294,663	51,313,963	47,598,325
Auxiliary Enterprises	16,051,146	15,192,731	13,548,206	10,527,206	6,782,434	5,763,140	5,305,062
Other Income	4,422,884	2,992,981	3,186,671	1,850,989	8,632,758	8,444,450	3,125,165
Other Income excluding IDC	(809,663)	(1,480,252)	(843,915)	(908,013)	6,125,197	5,992,807	523,865
Indirect Cost (F & A)	5,232,247	4,473,233	4,030,586	2,759,002	2,507,561	2,451,643	2,601,300
Annual Giving	540,008	348,031	167,094	214,835	152,130	60,266	41,692

Note: FY08 and FY09 includes LSUSH, EACMC and HPLMC

\*Faculty counts as of June of fiscal year

\*\* Hours for Gastroenterology are not included in the GME data

**Louisiana State University Health Sciences Center at Shreveport**  
**Metric VII: Teaching Productivity**

LSU Health Sciences Center Shreveport

2010-2011

2011-2012

2012-2013

2013-2014

2014-2015

2015-2016

2016-2017

**Definitions:**

**Direct Expenditures for Instructions:** Total Direct Instructional Expenditures include data in certain functional areas - instruction, research, and public service. Direct expenditure data reflect costs incurred for personnel compensation, supplies, and services used in the conduct of each of these functional areas. They include acquisition costs of capital assets such as equipment and library books to the extent that funds are budgeted for the use of departments for instruction, research, and public service. Similar to the Delaware Study, exclude centrally allocated computing costs and centrally supported computer labs, and graduate student tuition remission and fee waivers.

**Instruction:** Instruction includes general academic instruction, occupational and vocational instruction, community education, preparatory and adult basic education, and remedial and tutorial instruction conducted by the teaching faculty for the institution's students. Departmental research and service **which are not separately budgeted** should be included under instruction. In other words, department research which is externally funded should be excluded from instructional expenditures, as should any departmental funds which were expended for the purpose of matching external research funds as part of a contractual or grant obligation. EXCLUDE expenditures for academic administration where the primary function is administration. For example, exclude deans, but include department chairs.)

Disaggregate total direct instructional expenditures for the institution into the following categories:

**Salaries:** Report all wages paid to support the instructional function in a given department or program during the fiscal year. While these will largely be faculty salaries, be sure to include clerical (e.g., department secretary), professionals (e.g., lab technicians), Graduate student stipends (but not tuition waivers), and any other personnel who support the teaching function and whose salaries and wages are paid **from the institution's instructional budget**.

**Benefits:** Report expenditures for benefits associated with the personnel for whom salaries and wages were reported on the previous entry. If you cannot separate benefits from salaries, but benefits are included in the salary figure you have entered, indicate "Included in Salaries" in the data field. Some institutions book benefits centrally and do not disaggregate to the department level. If you can compute the appropriate benefit amount for the department/program, please do so and enter the data. If you cannot do so, leave the benefit amount as zero and we will impute a cost factor based upon the current benefit rate for your institution, as published in *Academe*. If no rate is available, we will use a default value of 28%.

**Other Than Personnel Costs:** This category includes non-personnel items such as travel, supplies and expense, non-capital equipment purchases, etc., that are typically part of an instructional department or program's cost of doing business. *Excluded* from this category are items such as central computing costs, centrally allocated computing labs, graduate student tuition remission and fee waivers, etc.

**Research:** This category includes all funds expended for activities specifically organized to produce research outcomes and commissioned by an agency either external to the institution or **separately budgeted** by an organizational unit within the institution. Report total research expenditures only. It is not necessary to disaggregate costs for this category.

**Public Service:** Report all funds **separately budgeted** specifically for public service and expended for activities established primarily to provide non-instructional services beneficial to groups external to the institution. Examples include cooperative extension and community outreach projects. Report total service expenditures only. It is not necessary to disaggregate costs for this category.

**Federally Funded Research:** As defined by NSF

**Total Research and Expenditures:** As defined by NSF

**Table I: Affiliated Off-Campus Sites**

LSU Campus	Name of Affiliated Off- Campus Site	Net Revenue Generated by Affiliated Campus	\$ Amount Contributed Back to Campus by Affiliated Off-Site Campus
	n/a		

**Table II: Board of Regent Support Funds**

LSU Campus	Name of Support Fund	Market Value (\$ Amount)	Value at:
LSUHSC - Shreveport	BOR: GENE DELIVERY	10,000.00	FY07
LSUHSC - Shreveport	BOR: YEAST YCK 2	66,920.00	FY07
LSUHSC - Shreveport	BOR: RETINOIC ACID	68,608.03	FY07
LSUHSC - Shreveport	BOR: NEUROPET DIAG	5,000.00	FY07
LSUHSC - Shreveport	BOR: CSPA PROTEASE	93,576.00	FY07
LSUHSC - Shreveport	BOR: CELL PROTEINS	9,836.12	FY07
LSUHSC - Shreveport	BOR: OXALATE CRYSTALS	10,000.00	FY07
LSUHSC - Shreveport	BOR: HPERGLYCEMIA	10,000.00	FY07
LSUHSC - Shreveport	Schumpert Chair-Neurobiology	830,704.11	FY07
LSUHSC - Shreveport	WK Chair-Molecular Biology	514,620.34	FY07
LSUHSC - Shreveport	MW Feist Chair - Medicine	1,013,007.56	FY07
		<b>2,632,272.16</b>	<b>FY07 Total</b>
LSUHSC - Shreveport	BOR: RECRUIT-CARDIO	42,000.00	FY08
LSUHSC - Shreveport	BOR: HI CONT SCREENING	7,000.00	FY08
LSUHSC - Shreveport	BOR: PRESCRIPTIVE OPIATES	106,126.00	FY08
LSUHSC - Shreveport	BOR: GENE THERAPY	75,000.00	FY08
LSUHSC - Shreveport	BOR: SIMULATION TECHNOLOGY	115,215.00	FY08
LSUHSC - Shreveport	Schumpert Chair-Neurobiology	864,913.30	FY08
LSUHSC - Shreveport	WK Chair-Molecular Biology	534,625.98	FY08
LSUHSC - Shreveport	MW Feist Chair - Medicine	1,059,848.37	FY08
		<b>2,804,728.65</b>	<b>FY08 Total</b>
LSUHSC - Shreveport	BOR: TECHNOLOGY II	138,558.00	FY09
LSUHSC - Shreveport	BOR: ANTI-TUMOR IMMUNO	114,313.00	FY09
LSUHSC - Shreveport	BOR: AAV9-MEDIATED	10,000.00	FY09
LSUHSC - Shreveport	BOR: MECH OF RAPAMYCI	54,750.00	FY09
LSUHSC - Shreveport	BOR: DOCTORAL TRAINING	160,000.00	FY09
LSUHSC - Shreveport	BOR: STUDY OF MECHANI	113,822.00	FY09
LSUHSC - Shreveport	BOR: CAMPUS POLICE	15,761.58	FY09
LSUHSC - Shreveport	Schumpert Chair-Neurobiology	890,509.31	FY09
LSUHSC - Shreveport	WK Chair-Molecular Biology	554,575.62	FY09



**Table II: Board of Regent Support Funds (cont.)**

LSU Campus	Name of Support Fund	Market Value (\$ Amount)	Value at:
LSUHSC - Shreveport	MW Feist Chair - Medicine	1,094,445.86	FY09
		<b>3,146,735.37</b>	<b>FY09 Total</b>
LSUHSC - Shreveport	BOR: Stem Cell/Parkin	135,073.00	FY10
LSUHSC - Shreveport	BOR: Norovirus	29,122.00	FY10
LSUHSC - Shreveport	BOR: Doctoral Student	3,150.00	FY10
LSUHSC - Shreveport	Schumpert Chair-Neurobiology	907,555.00	FY10
LSUHSC - Shreveport	WK Chair-Molecular Biology	566,229.00	FY10
LSUHSC - Shreveport	MW Feist Chair - Medicine	1,092,064.00	FY10
		<b>2,733,193.00</b>	<b>FY10 Total</b>
LSUHSC - Shreveport	BOR: Stem Cell/Parkin	64,975.98	FY11
LSUHSC - Shreveport	BOR: Doctoral Student	3,150.00	FY11
LSUHSC - Shreveport	BOR: Doctoral Student	4,500.00	FY11
LSUHSC - Shreveport	BOR: Campus Police	17.00	FY11
LSUHSC - Shreveport	Schumpert Chair-Neurobiology	915,637.04	FY11
LSUHSC - Shreveport	WK Chair-Molecular Biology	571,540.19	FY11
LSUHSC - Shreveport	MW Feist Chair - Medicine	1,023,751.10	FY11
		<b>2,583,571.31</b>	<b>FY11 Total</b>
LSUHSC - Shreveport	BOR: Stem Cell/Parkin	52,013.82	FY12
LSUHSC - Shreveport	BOR: Doctoral Student	30,150.00	FY12
LSUHSC - Shreveport	BOR: Doctoral Student	4,500.00	FY12
LSUHSC - Shreveport	BOR: Campus Police	17.00	FY12
LSUHSC - Shreveport	BOR: Gene Therapy	2,250.00	FY12
LSUHSC - Shreveport	BOR: Anti-Tumor Immun	570.00	FY12
LSUHSC - Shreveport	BOR: Retinoic Acid	3,322.78	FY12
LSUHSC - Shreveport	BOR: "A La. Model"	175,991.54	FY12
LSUHSC - Shreveport	BOR: Cspa Protease	19,266.33	FY12
LSUHSC - Shreveport	BOR: Doctoral Trning	40,000.00	FY12
LSUHSC - Shreveport	BOR: Doctoral Trning	2,878.50	FY12
LSUHSC - Shreveport	BOR: Strep Arthritis	4,116.00	FY12
LSUHSC - Shreveport	BOR: Leukocyte Place	821.91	FY12
LSUHSC - Shreveport	Schumpert Chair-Neurobiology	946,355.40	FY12
LSUHSC - Shreveport	WK Chair-Molecular Biology	596,573.17	FY12
LSUHSC - Shreveport	MW Feist Chair - Medicine	1,059,611.96	FY12
		<b>2,938,438.41</b>	<b>FY12 Total</b>

**Table II: Board of Regent Support Funds (cont.)**

LSU Campus	Name of Support Fund	Market Value (\$ Amount)	Value at:
LSUHSC - Shreveport	BOR: Epstein-Barr	39,233.00	FY13
LSUHSC - Shreveport	BOR: Oxalate Crystals	2,879.00	FY13
LSUHSC - Shreveport	BOR: Doctoral Student	57,150.00	FY13
LSUHSC - Shreveport	BOR: Doctoral Student	8,450.00	FY13
LSUHSC - Shreveport	BOR: Campus Police	17.00	FY13
LSUHSC - Shreveport	BOR: Gene Therapy	2,250.00	FY13
LSUHSC - Shreveport	BOR: Anti-Tumor Immun	570.00	FY13
LSUHSC - Shreveport	BOR: Retinoic Acid	3,323.00	FY13
LSUHSC - Shreveport	BOR: "A La. Model"	715,992.00	FY13
LSUHSC - Shreveport	BOR: Cspa Protease	19,266.00	FY13
LSUHSC - Shreveport	BOR: Doctoral Trning	40,000.00	FY13
LSUHSC - Shreveport	BOR: Strep Arthritis	4,116.00	FY13
LSUHSC - Shreveport	BOR: Leukocyte Place	822.00	FY13
LSUHSC - Shreveport	Schumpert Chair-Neurobiology	1,076,913.00	FY13
LSUHSC - Shreveport	WK Chair-Molecular Biology	676,363.00	FY13
LSUHSC - Shreveport	MW Feist Chair - Transplantation	1,008,313.00	FY13
LSUHSC - Shreveport	MW Feist Chair - Medicine	1,117,347.00	FY13
		<b>4,773,004.00</b>	<b>FY13 Total</b>

**Table II: Board of Regent Support Funds (cont.)**

LSU Campus	Name of Support Fund	Market Value (\$ Amount)	Value at:
LSUHSC - Shreveport	BOR: Epstein-Barr	40,272.00	FY14
LSUHSC - Shreveport	BOR: LEQSF(2013-16)-RD-A-07	43,967.00	FY14
LSUHSC - Shreveport	BOR: Doctoral Student	4,500.00	FY14
LSUHSC - Shreveport	BOR: Campus Police	17.00	FY14
LSUHSC - Shreveport	BOR: Gene Therapy	1,016.00	FY14
LSUHSC - Shreveport	BOR: "A La. Model"	246.00	FY14
LSUHSC - Shreveport	BOR: LEQSF(2013-16)-RD-A-20	40,688.00	FY14
LSUHSC - Shreveport	Schumpert Chair-Neurobiology	1,062,912.00	FY14
LSUHSC - Shreveport	WK Chair-Molecular Biology	638,165.00	FY14
LSUHSC - Shreveport	MW Feist Chair - Transplantation	998,200.00	FY14
LSUHSC - Shreveport	MW Feist Chair - Medicine	1,025,099.00	FY14
		<b>3,855,082.00</b>	<b>FY14 Total</b>

**Table II: Board of Regent Support Funds (cont.)**

LSU Campus	Name of Support Fund	Market Value (\$ Amount)	Value at:
LSUHSC - Shreveport	BOR: LEQSF(2013-16)-RD-A-07	54,557.51	FY15
LSUHSC - Shreveport	BOR: Doctoral Student	4,500.00	FY15
LSUHSC - Shreveport	BOR: Campus Police	17.00	FY15
LSUHSC - Shreveport	BOR: Gene Therapy	1,016.09	FY15
LSUHSC - Shreveport	BOR: "A La. Model"	246.21	FY15
LSUHSC - Shreveport	BOR: LEQSF(2013-16)-RD-A-20	45,266.78	FY15
LSUHSC - Shreveport	Schumpert Chair-Neurobiology	1,079,845.80	FY15
LSUHSC - Shreveport	WK Chair-Molecular Biology	653,349.86	FY15
LSUHSC - Shreveport	MW Feist Chair - Medicine	947,411.30	FY15
		<b>2,786,210.56</b>	<b>FY15 Total</b>

**Table II: Board of Regent Support Funds (cont.)**

LSU Campus	Name of Support Fund	Market Value (\$ Amount)	Value at:
LSUHSC - Shreveport	BOR: WISE Capital Outlay Funds	1,022,969.00	FY16
LSUHSC - Shreveport	BOR: LEQSF(2015-18)-RD-A-15	51,901.58	FY16
LSUHSC - Shreveport	BOR: Epstein-Barr	473.34	FY16
LSUHSC - Shreveport	Schumpert Chair-Neurobiology	1,062,912.13	FY16
LSUHSC - Shreveport	WK Chair-Molecular Biology	638,165.40	FY16
LSUHSC - Shreveport	MW Feist Chair - Medicine	1,025,098.54	FY16
		<b>3,801,519.99</b>	<b>FY16 Total</b>

**Table II: Board of Regent Support Funds (cont.)**

LSU Campus	Name of Support Fund	Market Value (\$ Amount)	Value at:
LSUHSC - Shreveport	BOR: LEQSF(2015-18)-RD-A-15	58,730.00	FY17
LSUHSC - Shreveport	BOR: LEQSF(2016-19)-RD-A-15	94,175.00	FY17
LSUHSC - Shreveport	Schumpert Chair-Neurobiology	1,127,464.12	FY17
LSUHSC - Shreveport	WK Chair-Molecular Biology	1,011,894.26	FY17
LSUHSC - Shreveport	MW Feist Chair - Medicine	714,841.10	FY17
		<b>3,007,104.48</b>	<b>FY17 Total</b>

**Table III: Summary of Campus Foundations**

<b>LSU Campus</b>	<b>Foundation</b>	<b>Total Assets</b> (\$ Amount)	
LSUHSC - Shreveport	LSUHSC-SHV Foundation	75,396,282.00	FY07
LSUHSC - Shreveport	LSUHSC-SHV Foundation	88,016,284.00	FY08
LSUHSC - Shreveport	LSUHSC-SHV Foundation	86,012,382.00	FY09
LSUHSC - Shreveport	LSUHSC-SHV Foundation	95,620,165.00	FY10
LSUHSC - Shreveport	LSUHSC-SHV Foundation	110,361,409.00	FY11
LSUHSC - Shreveport	LSUHSC-SHV Foundation	110,077,114.00	FY12
LSUHSC - Shreveport	LSUHSC-SHV Foundation	177,027,973.00	FY13
LSUHSC - Shreveport	LSUHSC-SHV Foundation	195,153,432.00	FY14
LSUHSC - Shreveport	LSUHSC-SHV Foundation	193,001,722.00	FY15
LSUHSC - Shreveport	LSUHSC-SHV Foundation	185,628,981.00	FY16
LSUHSC - Shreveport	LSUHSC-SHV Foundation	200,055,947.00	FY17

## Louisiana State University Health Sciences Center at Shreveport Benchmark Report

### United States Medical Licensing Examinations

AY2015-16

	USMLE Step 1	USMLE Step 2 CK	USMLE Step 2 CS
LSUHSC-S	96%	98%	97%
National Average Pass Rate	95%	96%	97%

### Total Federal Research Grants and Contracts

Year: 2016

School	Total
Mississippi	\$31,326,892
Texas A & M	\$20,561,390
SUNY Upstate	\$18,942,223
West Virginia	\$14,739,402
South Alabama	\$11,388,111
South Carolina	\$10,650,027
Texas Tech	\$6,664,554
East Carolina-Brody	\$6,172,621
Central Florida	\$5,711,098
<b>LSUHSC-S</b>	<b>\$5,438,358</b>
<i>Comparison Group Average</i>	\$13,159,468

Source: AAMC Medical School Profile System (LCME Part I-A Annual Financial Questionnaire (AFQ))

Note: This report shows federal research grants and contracts for each medical school

## United States Medical Licensing Examinations

### AY2014-15

	USMLE Step 1	USMLE Step 2 CK	USMLE Step 2 CS
LSUHSC-S	95%	96%	97%
National Average Pass Rate	96%	95%	96%

## Total Federal Research Grants and Contracts

### Year: 2015

School	Total
Mississippi	\$30,682,367
Texas A & M	\$19,346,123
SUNY Upstate	\$19,213,681
South Carolina	\$10,322,130
South Alabama	\$10,054,525
West Virginia	\$9,253,665
Texas Tech	\$6,658,947
East Carolina-Brody	\$6,542,453
Central Florida	\$5,897,962
<b>LSUHSC-S</b>	<b>\$5,535,771</b>
<i>Comparison Group Average</i>	\$12,350,762

Source: AAMC Medical School Profile System (LCME Part I-A Annual Financial Questionnaire (AFQ))

Note: This report shows federal research grants and contracts for each medical school

## United States Medical Licensing Examinations

### AY2013-14

	USMLE Step 1	USMLE Step 2 CK	USMLE Step 2 CS
LSUHSC-S	93%	95%	96%
National Average Pass Rate	96%	97%	96%

## Total Federal Research Grants and Contracts

### Year: 2014

School	Total
Mississippi	\$29,400,254
SUNY Upstate	\$21,333,613
Texas A & M	\$17,969,933
West Virginia	\$12,413,283
South Carolina	\$11,566,831
South Alabama	\$9,794,593
Central Florida	\$8,582,765
<b>LSUHSC-S</b>	<b>\$7,754,323</b>
Texas Tech	\$6,315,370
East Carolina-Brody	\$5,950,557
<i>Comparison Group Average</i>	\$13,108,152

Source: AAMC Medical School Profile System (LCME Part I-A Annual Financial Questionnaire (AFQ))

Note: This report shows federal research grants and contracts for each medical school

**United States Medical Licensing Examinations**

**AY2012-2013**

	USMLE Step 1	USMLE Step 2 CK	USMLE Step 2 CS
LSUHSC-S	97%	99%	98%
National Average Pass Rate	96%	98%	98%

**Total Federal Research Grants and Contracts**

**Year: 2013**

<b>School</b>	<b>Total</b>
Mississippi	\$26,222,708
SUNY Upstate	\$23,814,858
Texas A & M	\$23,232,515
West Virginia	\$13,381,020
South Carolina	\$12,418,018
<b>LSUHSC-S</b>	<b>\$10,411,379</b>
South Alabama	\$10,079,921
Central Florida	\$8,439,275
East Carolina-Brody	\$6,734,871
Texas Tech	\$5,292,045
<i>Comparison Group Average</i>	\$14,002,621

Source: AAMC Medical School Profile System (LCME Part I-A Annual Financial Questionnaire (AFQ))


Note: This report shows federal research grants and contracts for each medical school



**Louisiana State University  
Pennington Biomedical Research Center  
Metric Data**



**March 16, 2018**



## Pennington Biomedical Research Center Executive Summary

### **Metric IV - Research Expenditures**

Researchers at the Pennington Biomedical Research Center continued to perform well in 2017 as gift, grant, and contract funding fell only slightly by 3.35% under 2017. More proposals were submitted and funded in 2017 than 2016. The percentage of faculty holding grants is lower in 2017 than 2016 partially due to faculty attrition.

Pennington's business model requires a stable base level of support to return grants and contracts on an order of 1:3. It will become increasingly difficult to sustain our excellent levels of grant and contract funding without a stable base. Nevertheless, we are pleased with the 2017 success in funded proposals.

### **Metric V - Technology Transfer**

Licensing and Licensing Income for FY 2017 has decreased from the previous fiscal year.

Legal fees for technology transfer have also decreased. Pennington's new process of evaluating potential return on patents and licenses to curtail legal expenditures on technology that shows little promise for future return. We are hopeful that services offered through the R&T foundation will also contribute to the trend.

### **Metric VI - Revenues**

Foundation total Assets are down and total Endowment value increased in 2017.

State appropriations decreased from FY 2016 to FY 2017, State Appropriations per FTE decreased in FY 2017. State Appropriation as FTEs were also down as compared to 2016.

Our Auxiliary enterprise (PBRC Stores) is designed to break even in order to cover the costs of the operation and give our researchers best possible prices on research supplies and equipment. In 2017, the store did achieve this goal. Another segment of business from our Pennington self-serve deli has been added to the stores Auxiliary. The store also no longer pays an annual lease payment to the Pennington Medical Foundation for rented space in the Basic Sciences Building, as the building now belongs to the Center. There is hope that these two changes will allow the store to become profitable again for 2018.

**MISSION:**

Our mission is to discover the triggers of chronic diseases through innovative research that improves human health across the lifespan--- helping people to live *Well* Beyond the Expected.

# Pennington Biomedical Research Center


## Metrics at a Glance

2016-2017

Legend:

Statistic		
High	X	Y
Low	Z	%

Most Recent Available  
% Change from Previous Period



Increase from Previous Year

No change



Decrease from Previous Year

### Metric IV Research Expenditures

Total Amount of Faculty Research (in thousands)		
50,167		43,807
38,192	↓	-3.0%

Research dollars per FTE for T/TT (in thousands)		
1,858		1,499
1,242	↑	18.1%

Percent of T/TT faculty holding grants		
97.0%		67.5%
63.0%	↓	-30.4%

Total number of clinical trials or proposal funded		
151		123
113	↓	-8.2%

Total gifts, grants and contract funding (for research only)		
38,899		33,938
32,124	↓	-3.3%

Number of Total Gifts, Grant, and Contract Proposals submitted to potential sponsors.		
231		194
172	↑	10.2%

Number of inventions disclosures received		
16		11
5	↑	22.2%

### Metric V Technology Transfer

Invention Disclosures		
11		11
5	↑	22.2%

Licenses\Options Executed		
6		3
2	↓	-50.0%

New Patents Filed - Total		
20		20
2	↑	25.0%

Active License Agreements		
25		25
5	↑	4.2%

Licenses Generating Income		
9		9
2	→	0.0%

Total Licensing Income		
83,503		17,674
9,090	↓	-78.8%

### Metric VI Revenues

Total Endowment Value		
18,702,666		17,930,513
12,912,393	↑	3.8%

Total payout from endowment		
794,889		774,438
354,131	↓	-2.6%

Foundations total Assets (\$ Amount)		
171,031,845		27,264,508
27,264,508	↓	-68.5%

State Appropriation per FTE employee		
48,148		44,875
28,680	↓	-6.8%

Net Revenue Generated from auxiliary enterprises		
104,444		104,444
-66,190	↓	-257.8%

**Pennington Biomedical Research Center**

**IV. The following metrics will identify the effectiveness of campus research and technology transfer to benefit the state's economic development.**

Field of Science & Engineering	Dollars shown in thousands FY 2011		Dollars shown in thousands FY 2012		Dollars shown in thousands FY 2013		Dollars shown in thousands FY 2014		Dollars shown in thousands FY 2015		Dollars shown in thousands FY 2016		Dollars shown in thousands FY 2017	
	Total	Federal	Total	Federal	Total	Federal	Total	Federal	Total	Federal	Total	Federal	Total	Federal
<b>a. Engineering (Total)</b>	0	0	0	0	0	0	0	0	0	0	0	0	0	0
(1) Aeronautical & astronautical	0	0	0	0	0	0	0	0	0	0	0	0	0	0
(2) Bioengineering/biomedical engineering	0	0	0	0	0	0	0	0	0	0	0	0	0	0
(3) Chemical	0	0	0	0	0	0	0	0	0	0	0	0	0	0
(4) Civil	0	0	0	0	0	0	0	0	0	0	0	0	0	0
(5) Electrical	0	0	0	0	0	0	0	0	0	0	0	0	0	0
(6) Mechanical	0	0	0	0	0	0	0	0	0	0	0	0	0	0
(7) Metallurgical & materials	0	0	0	0	0	0	0	0	0	0	0	0	0	0
(8) Other	0	0	0	0	0	0	0	0	0	0	0	0	0	0
<b>b. Physical Sciences (Total)</b>	0	0	0	0	0	0	0	0	0	0	0	0	0	0
(1) Astronomy	0	0	0	0	0	0	0	0	0	0	0	0	0	0
(2) Chemistry	0	0	0	0	0	0	0	0	0	0	0	0	0	0
(3) Physics	0	0	0	0	0	0	0	0	0	0	0	0	0	0
(4) Other	0	0	0	0	0	0	0	0	0	0	0	0	0	0
<b>c. Environmental Sciences (Total)</b>	0	0	0	0	0	0	0	0	0	0	0	0	0	0
(1) Atmospheric	0	0	0	0	0	0	0	0	0	0	0	0	0	0
(2) Earth sciences	0	0	0	0	0	0	0	0	0	0	0	0	0	0
(3) Oceanography	0	0	0	0	0	0	0	0	0	0	0	0	0	0
(4) Other	0	0	0	0	0	0	0	0	0	0	0	0	0	0
<b>d. Mathematical Sciences (Total)</b>	0	0	0	0	0	0	0	0	0	0	0	0	0	0
<b>e. Computer Sciences (Total)</b>	0	0	0	0	0	0	0	0	0	0	0	0	0	0
<b>f. Life Sciences (Total)</b>	45,134	24,279	46,644	23,441	48,185	24,951	50,167	25,582	44,887	21,248	45,157	22,054	43,807	24,450
(1) Agricultural	0	0	0	0	0	0	0	0	0	0	0	0	0	0
(2) Biological	45,134	24,279	46,644	23,441	48,185	24,951	50,167	25,582	44,887	21,248	45,157	22,054	43,807	24,450
(3) Medical	0	0	0	0	0	0	0	0	0	0	0	0	0	0
(4) Other	0	0	0	0	0	0	0	0	0	0	0	0	0	0
<b>g. Psychology (Total)</b>	0	0	0	0	0	0	0	0	0	0	0	0	0	0
<b>h. Social Sciences (Total)</b>	0	0	0	0	0	0	0	0	0	0	0	0	0	0
(1) Economics	0	0	0	0	0	0	0	0	0	0	0	0	0	0
(2) Political science	0	0	0	0	0	0	0	0	0	0	0	0	0	0
(3) Sociology	0	0	0	0	0	0	0	0	0	0	0	0	0	0
(4) Other	0	0	0	0	0	0	0	0	0	0	0	0	0	0
<b>i. Other Sciences, not elsewhere classified (Total)</b>	0	0	0	0	0	0	0	0	0	0	0	0	0	0
<b>j. Total (sum of a through i)</b>	45,134	24,279	46,644	23,441	48,185	24,951	50,167	25,582	44,887	21,248	45,157	22,054	43,807	24,450

*Dollars shown in thousands*

**Pennington Biomedical Research Center**

**IV. The following metrics will identify the effectiveness of campus research and technology transfer to benefit the state's economic development.**

	<i>Dollars shown in thousands</i>	<i>Dollars shown in thousands</i>	<i>Dollars shown in thousands</i>	<i>Dollars shown in thousands</i>	<i>Dollars shown in thousands</i>	<i>Dollars shown in thousands</i>	<i>Dollars shown in thousands</i>
<b>Faculty Research:</b>	<b>2011-2012</b>	<b>2012-2013</b>	<b>2013-2014</b>	<b>2014-2015</b>	<b>2015-2016</b>	<b>2016-2017</b>	
Total Amount of Faculty Research	46,644	48,185	50,167	44,887	40,633	40,484	
Total number of T/TT faculty holding grants	29	32	27	33	32	27	
Percent of T/TT faculty holding grants	63%	68%	77%	92%	97%	68%	
Research dollars per FTE for T/TT	1,608	1,506	1,858	1,360	1,270	1,499	
<b>Licenses/Patents:</b>	<b>2011-2012</b>	<b>2012-2013</b>	<b>2013-2014</b>	<b>2014-2015</b>	<b>2015-2016</b>	<b>2016-2017</b>	
Number of inventions disclosures received	5	10	8	5	9	11	
Total license income	25.6	12.5	9.1	10.0	83.5	17.6	
Total number of new patents filed	2	2	3	11	6	20	
Total number of new licenses/options executed	2	5	6	4	8	3	
Total number of start up companies	0	2	1	0	0	0	
Total number of licenses generating revenue	3	1	6	8	13	9	
<b>Legal Fees</b>	<b>2011-2012</b>	<b>2012-2013</b>	<b>2013-2014</b>	<b>2014-2015</b>	<b>2015-2016</b>	<b>2016-2017</b>	
Expended	113.8	71.2	66.7	72.8	103.4	82.6	
Reimburse	14.9	0.0	1.0	0.0	23.5	11.8	
Percent increase in nonstate funds (for research only)	7.00%	9.35%	-5.56%	-12.51%	9.26%	-3.35%	
Total number of clinical trials or proposal funded	151	139	117	125	134	123	
Total gifts, grants and contract funding (for research only)	35,573	38,899	36,735	32,138	35,113	33,938	
Number of Total Gifts, Grant, and Contract Proposals submitted to potential sponsors.	207	190	172	183	176	194	

**Pennington Biomedical Research Center**

**Metric V: Technology Transfer**

(The following metric will provide technology transfer data.)

	2010-2011	2011-2012	2012-2013	2013-2014	2014-2015	2015-2016	2016-2017
Invention Disclosures	11	5	10	8	5	9	11
Licenses\Options Executed	5	2	5	6	3	6	3
New Patents Filed - Total	5	2	9	3	11	16	20
New Patents Filed - First in Family	*	*	*	*	*	4	3
US Patents Issued	2	1	0	2	1	3	5
Active License Agreements	7	7	10	8	5	24	25
Licenses Generating Income	2	3	5	6	8	9	9
Total Licensing Income	\$12,169	\$25,618	\$12,495	\$9,090	\$10,029	\$83,503	\$17,674
Start-up Companies Formed	1	0	2	0	0	0	0
Legal Fees Expended	\$40,789	\$113,767	\$71,153	\$66,991	\$72,753	\$103,426	\$82,560
Legal Fees Reimbursed	\$10,000	\$14,918	\$0	\$855	\$0	\$0	\$33,798
Percent of Expenses Reimbursed	25%	13%	0%	1%	0%	0%	41%
Legal Fees as a % License Income	335%	444%	569%	737%	725%	124%	467%
Cost per Patent Filed	\$8,158	\$56,884	\$7,906	\$22,330	\$6,614	\$6,464	\$4,128

**LEGEND:**

\* = 2015-2016 was the first year to track



**VI. The following metrics will identify the campus maximization of revenue streams to support teaching, research and outreach.**

	2010-2011	2011-2012	2012-2013	2013-2014	2014-2015	2015-2016	2016-2017
<b>Total Endowment Value</b>	\$ 16,942,577	\$ 16,161,886	\$ 17,073,786	\$ 18,702,666	\$ 18,296,079	\$ 17,267,898	\$ 17,930,513
Total payout from endowment	\$ 601,622	\$ 657,642	\$ 620,037	\$ 619,860	\$ 681,384	\$ 794,889	\$ 774,438
<b>Total # of Foundations</b>	2	2	2	2	2	2	2
Foundations total Assets (\$ Amount)	\$ 97,579,016	\$ 93,288,954	\$ 96,147,747	\$ 99,886,938	\$ 94,566,314	\$ 86,521,834	\$ 27,264,508
<b>State Appropriation per FTE employee</b>	\$34,373	\$28,680	\$31,682	\$34,904	\$37,565	\$48,148	\$44,875
<b>Net Revenue Generated from auxiliary enterprises</b>	\$353	\$8,641	\$9,068	\$704	-\$38,452	-\$66,190	\$104,444

**Endowment Value** equals the market value of of the endowment as of June 30 of the reporting year.

**FTE-** Full time equivalent

**Payout from Endowment** equal interest earned on endowment.

**Gross Revenue Generated from Student Enrollment FTE** equals revenue gain from student tuitions and fees.

**Net Revenue Generated from Student Enrollment FTE** equals gross revenue from enrollment headcount minus institutional supported financial aid.

**Net Revenue from Auxiliary** equal gross revenue generated from auxiliary enterprises minus debt services and other financial obligations.

**FTEs increased from 2016 to 2017 by 20.**

**Additional Footnotes from Foundations:**

**Pennington Medical Foundation (PMF):**

1. PMF is on a calendar year basis (not fiscal year basis). Therefore, data provided by PMF is for calendar year 2006, 2007, 2008, 2009, 2010, 2011, 2012, 2013, 2014, and 2015.
2. The figures above are not all inclusive annual support from the PMF to the PBRC. The numbers above only represent direct support payments from the PMF to the PBRC. It does not include payments made to other third party entities, which support PBRC, and in comparison is a significant source of support to PBRC. The total program services support from PMF to PBRC, as verified on PMF's annual audit reports is as follows: 2006 - \$6,785,450 2007 - \$7,974,027 2008 - \$7,224,678 2009 - \$4,804,725 2010 - \$4,436,998 2011-\$3,283,536 2012-\$3,023,018 2013 - \$3,042,225 2014 - \$3,370,332 2015-\$2,636,357.

**Pennington Biomedical Research Foundation (PBRF):**

1. PBRF is on a fiscal year basis. The data provided by PBRF is for fiscal year ending June 30, 2007, 2008, 2009, 2010, 2011, 2012, 2013, 2014, 2015, and 2016.
2. The figures above are not all inclusive annual support from the PBRF to the PBRC. The numbers above only represent direct support payments from the PBRF to the PBRC. It does not include payments made to other third party entities, which support PBRC, and in comparison is a significant source of support to PBRC. The total program services support from PBRF to PBRC, as verified on PBRF's annual audit reports is as follows: 2007 - \$1,390,874 2008 - \$1,387,373 2009 - \$1,740,912 2010 - \$1,765,635 2011 - \$2,114,326 2012-\$2,698,542 2013-\$1,945,364 2014-\$1,759,249 2015 - \$3,371,262 2016-\$3,000,290.
3. Total payout from endowment equals amount expended (private and state) by the Foundation for the endowed chair and professorship program. Note, this amount is also included in the total annual giving number since the Foundation's endowment payout is paid directly to PBRC each year.

**"Total Endowment Value"** above does not include investments of the Pennington Medical Foundation, since it does not technically have a donor restricted permanent endowment. If you would like to include its investments, they are as follows for the Pennington Medical Foundation: 2006 - \$98,645,860 2007 - \$93,335,450 2008 - \$34,403,153 2009 - \$34,121,588 2010 - \$33,661,631 2011-\$31,360,922 2012-\$31,868,025 2013-\$31,945,263 2014-\$30,237,886 2015-\$10,118,717.

**Table I: Affiliated Off-Campus Sites**

LSU System Campus	Name of Affiliated Off- Campus Site	Gross Revenue Generated by Affiliate Campus	Net Revenue Generated by Affiliated Campus	\$ Amount Contributed Back to Campus by Affiliated Off-Site Campus

**Table II: Board of Regent Support Funds**

LSU System Campus	Name of Support Fund	Endowment	Market Value (\$ Amount)	
PBRC	Pennington Biomedical Research Foundation		\$ 12,911,811	6/30/2009
			\$ 14,525,800	6/30/2010
			\$ 16,789,443	6/30/2011
			\$ 15,945,024	6/30/2012
			\$ 16,793,280	6/30/2013
			\$ 18,223,894	6/30/2014
			\$ 17,781,570	6/30/2015
			\$ 16,737,872	6/30/2016
			\$ 17,332,131	6/30/2017

**Table III: Summary of Campus Foundations**

LSU System Campus	Foundation	Total Assets (\$ Amount)		
PBRC	Pennington Medical Foundation	\$ 142,343,899	12/31/2007	
	(Audited Calendar Year End)	\$ 76,902,339	12/31/2008	
		\$ 75,142,473	12/31/2009	
		\$ 73,352,420	12/31/2010	
		\$ 69,781,598	12/31/2011	
		\$ 69,779,174	12/31/2012	
		\$ 67,729,187	12/31/2013	
		\$ 64,839,815	12/31/2014	
		\$ 59,791,361	12/31/2015	
		\$ 1,322,509	12/31/2016	

**Table III: Summary of Campus Foundations**

PBRC	Pennington Biomedical Research Foundation			
	(Audited Fiscal Year End)	\$	23,940,215	6/30/2007
		\$	23,753,946	6/30/2008
		\$	19,521,632	6/30/2009
		\$	21,728,366	6/30/2010
		\$	24,226,596	6/30/2011
		\$	23,507,356	6/30/2012
		\$	26,368,573	6/30/2013
		\$	32,157,751	6/30/2014
		\$	29,726,499	6/30/2015
		\$	26,730,473	6/30/2016
		\$	25,941,999	6/30/2017

FY 2017-18 2<sup>nd</sup> Quarter Consolidated Report on  
Personnel Actions Not Requiring Board Approval  
in accordance with the  
Regulations of the Board of Supervisors

March 16, 2018

**Personnel Actions Information Report**  
**Reporting Period: October 2017 - December 2017**

<b>LSU</b>						
<b>Leave of Absence</b>						
<b>Name</b>	<b>Effective Date</b>	<b>Academic rank</b>	<b>Last day of Leave - Estimated</b>			<b>Transaction</b>
Leitner, Michael	12/16/2017	Professor	5/14/2018			Subvention

<b>Name</b>	<b>Effective Date</b>	<b>Academic Rank</b>	<b>Allowance</b>	<b>Named Professorship</b>	<b>Transaction</b>
Lorenzo, Juan M	10/15/2017	Associate Professor		Ernest and Alice Neal Professorship in Geology and Geophysics	Honorific
Baru Ates, Sibel	10/18/2017	Associate Professor		Shell Professorship #3 in Oceanography/Wetland Studies	Honorific

<b>Name</b>	<b>Effective Date</b>	<b>Title</b>	<b>Prev Salary</b>	<b>New Salary</b>	<b>% Change</b>	<b>Transaction</b>
Rivera, Mario	12/15/2017	Professor	N/A	N/A	N/A	New Faculty Hire with Tenure
Cormier, Stephania	12/1/2017	Professor	N/A	N/A	N/A	New Faculty Hire with Tenure
Mallow, Andrew	11/14/2017	Executive Director	N/A	\$200,000	N/A	New Hire
Slagell, Heather	12/18/2017	Executive Director	N/A	\$145,000	N/A	New Hire
Helm, Matthew	12/18/2017	Executive Director	N/A	\$175,000	N/A	New Hire
McKechnie, Sally	11/1/2017	Assistant Vice President	\$136,218	\$156,650	15%	Salary Increase

<b>LSU at Shreveport</b>						
<b>Name</b>	<b>Effective Date</b>	<b>Title</b>	<b>Prev Salary</b>	<b>New Salary</b>	<b>% Change</b>	<b>Transaction</b>
Clark, Lawrence, S.	10/1/2017	Chancellor	\$240,000	\$244,800	2%	Merit Increase
Lessiter, Julie A.	10/1/2017	Vice Chancellor for Academic Affairs	\$105,000	\$108,150	3%	Merit Increase
Cannon, Barbie M.	10/1/2017	Vice Chancellor for Business Affairs	\$137,500	\$138,875	1%	Merit Increase
Keith, Shelby C.	10/1/2017	Associate Vice Chancellor	\$105,000	\$108,150	3%	Merit Increase
Andreson, Lawrence	10/1/2017	Dean of Major Academic Area	\$110,000	\$113,300	3%	Merit Increase
Menon, Sanjay T.	10/1/2017	Dean of Major Academic Area	\$111,973	\$115,332	3%	Merit Increase
Miller, Nancy	10/1/2017	Dean of Major Academic Area	\$155,000	\$156,550	1%	Merit Increase
Sherman, Brian	10/1/2017	Dean of Major Academic Area	\$81,000	\$83,430	3%	Merit Increase

<b>Pennington Biomedical Center</b>							
<b>Name</b>	<b>Effective Date</b>	<b>Title</b>	<b>Tenure Status</b>	<b>Prev Salary</b>	<b>New Salary</b>	<b>% Change</b>	<b>Transaction</b>
Horswell, Ronald	12/1/2017	Associate Professor - Research	Non-tenure track	\$75,712	\$151,424	100%	Change Job Details - 50% FTE to 100% FTE
Winwood, David	10/1/2017	Associate Executive Director	n/a	\$240,000	\$249,600	4%	Merit Increase
Ravussin, Eric	10/1/2017	Associate Executive Director	Rolling Tenure	\$320,081	\$332,884	4%	Merit Increase
Rood, Jennifer	10/1/2017	Associate Executive Director	n/a	\$210,000	\$218,400	4%	Merit Increase
Katzmarzyk, Peter	10/1/2017	Associate Executive Director	Rolling Tenure	\$229,320	\$238,493	4%	Merit Increase
Brantley, Phillip	10/1/2017	Associate Executive Director	Tenured	\$200,164	\$208,171	4%	Merit Increase
Rogers, Richard	10/1/2017	Associate Executive Director	Rolling Tenure	\$206,910	\$215,186	4%	Merit Increase

<b>LSU AgCenter</b>						
<b>Name</b>	<b>Effective Date</b>	<b>Title</b>	<b>Prev Salary</b>	<b>New Salary</b>	<b>% Change</b>	<b>Transaction</b>
Briley, Chiquita	12/1/2017	Director of Academic Area	n/a	\$150,000	n/a	New Hire with Tenure
Piazza, Fred	11/1/2017	Chief Technology Officer	\$149,448	\$154,679	4%	Equity Adjustment

<b>LSUHSC-New Orleans</b>						
<b>Name</b>	<b>Effective Date</b>	<b>Title</b>	<b>Prev Salary</b>	<b>New Salary</b>	<b>% Net Change</b>	<b>Transaction</b>
Alam,Jawed	10/1/2017	EXECUTIVE DIRECTOR-ACAD AREA		\$225,000	100%	HIR Appointment Unclassified
Amedee,Angela Martin	10/1/2017	ASSOCIATE DEAN OF MAJOR ACADEM	\$132,633	\$152,633	15%	PRO Promotion-Unclass/Admin Duties
Amedee,Angela Martin	10/1/2017	Associate Dean-Graduate Studie	n/a	n/a	n/a	Initial Appointment
Ochoa,Augusto	9/1/2017	PROFESSOR	\$260,812	\$280,000	7%	PAY Pay Change Other

<b>LSUHSC-Shreveport</b>						
<b>Name</b>	<b>Effective Date</b>	<b>Title</b>	<b>Prev Salary</b>	<b>New Salary</b>	<b>% Net Change</b>	<b>Transaction</b>
Armstrong,Susan L	10/1/2017	SENIOR STAFF ATTORNEY	188,996.06	196,555.90	4%	PAY Change in Pay Unclassified
Babin,Lisa S.	10/1/2017	EXECUTIVE DIR NON ACADEMIC ARE	150,000.00	156,000.00	4%	PAY Change in Pay Unclassified
Binderim,Janie K	10/1/2017	DIRECTOR OF ACCOUNTING SERVICE	162,079.88	168,563.08	4%	PAY Change in Pay Unclassified
Brown,Kenneth L	10/1/2017	EXECUTIVE DIR NON ACADEMIC ARE	150,000.00	156,000.00	4%	PAY Change in Pay Unclassified
Ebarb,Lisa L	10/1/2017	EXECUTIVE DIR NON ACADEMIC ARE	141,494.00	147,153.76	4%	PAY Change in Pay Unclassified
Faour,Sheila A	10/1/2017	CHIEF FINANCIAL OFFICER	238,992.00	248,551.68	4%	PAY Change in Pay Unclassified
Maloy,John W.	10/1/2017	ASST VICE CHANCELLOR	160,000.00	166,400.00	4%	PAY Change in Pay Unclassified
Miciotto,Joseph M	10/1/2017	EXECUTIVE DIR NON ACADEMIC ARE	225,000.00	234,000.00	4%	PAY Change in Pay Unclassified
Miller,Deborah Hall	10/1/2017	FISCAL COMPLIANCE OFFICER	130,000.00	135,200.00	4%	PAY Change in Pay Unclassified
Nelson,Annella B	10/1/2017	ASST VICE CHANCELLOR	130,000.00	135,200.00	4%	PAY Change in Pay Unclassified
Oglesby,Leisa P	10/1/2017	EXECUTIVE DIRECTOR--MEDICAL SE	155,688.00	161,915.52	4%	PAY Change in Pay Unclassified
Otoole,Anita T.	10/1/2017	CHIEF OF MEDICAL SERVICE AREA	\$124,800	\$129,792	4%	PAY Change in Pay Unclassified
Owings,John T.	10/1/2017	DEPARTMENT HEAD/CHAIRMAN	\$145,600	\$175,000	20%	PRO Promotion-Unclass/Admin Duties
Roerig,Sandra C	9/1/2017	ASSOCIATE DEAN OF MAJOR ACADEM	\$133,340	\$200,000	50%	PAY Sal Inc-Expan/Upgrade Duties
Ryan,Mark L.	10/1/2017	DIRECTOR OF MEDICAL SERVICE AR	\$137,592	\$143,096	4%	PAY Change in Pay Unclassified
Willis,Brian K	11/1/2017	DEPARTMENT HEAD/CHAIRMAN	n/a	\$175,000	100%	REH Appt- Acad Rank Unclass

Louisiana State University  
Office of Internal Audit

---

# **Quarterly Audit Summary**

*Fiscal Year 2018, 2nd Quarter*

# Table of Contents

## **Multi-campus**

Oversight and Prevention of Sexual Misconduct ..... 1

## **Louisiana State University Health Sciences Center New Orleans**

Louisiana Legislative Auditor Management Letter ..... 2

## **Louisiana State University Health Sciences Center Shreveport**

Louisiana Legislative Auditor Management Letter ..... 3

## **Louisiana State University Health Care Services Division**

Louisiana Legislative Auditor Management Letter ..... 4



# Quarterly Audit Summary

*Fiscal Year 2018, 2nd Quarter*

---

## Multi-Campus

### **1705- Oversight and Prevention of Sexual Misconduct**

#### Audit Initiation:

This review originated as a scheduled audit from the FY 2017 Board approved audit plan.

#### Audit Scope and Objectives:

The primary objective of this audit was to determine compliance with applicable federal regulations and related guidance as well as ensuring institutional policy and procedures regarding sexual misconduct are effectively designed to mitigate the risks. The following risks served as the basis for testing at each of the LSU campuses with students present:

- University not responding appropriately to an incident of sexual misconduct
- Failure to conduct a timely, thorough investigation and support findings based on a preponderance of evidence
- Insufficient coordination with law enforcement regarding incidents of sexual misconduct involving University students and/or personnel
- Grievance procedures not designed to promote prompt and equitable processing of allegations and preventing retaliation
- Campus community not receiving adequate education and prevention resources
- Unsatisfactory documentation tracing the process and disposition of allegations

#### Audit Findings/Recommendations:

Based on the tests performed, we noted the following areas where there are opportunities to enhance current University processes:

1. Insufficient controls are in place to mitigate potential conflicts of interests when reporting and investigating allegations of sexual misconduct. We recommended that administration verify that the job responsibilities of Title IX Campus Coordinators do not create the appearance of bias and implement a standard

# Quarterly Audit Summary

*Fiscal Year 2018, 2nd Quarter*

---

mechanism to record complaints and track disposition of potential PM-73 violations.

2. Insufficient procedures are in place to ensure “responsible employees” have been identified and understand their reporting obligations under Title IX. We recommend that administration ensure that confidential advisors have been clearly identified and all employees understand the applicability for exceptions to sexual misconduct reporting obligations; obtain guidance from the Louisiana Attorney General to determine if LA-RS46:1844 applies to internal disclosures of sexual assault victims’ identities for Title IX compliance efforts; present a memorandum of understanding to local law enforcement in the New Orleans area regarding sexual violence incidents involving HSCNO students or employees; and reinstitute the LSU Ombud’s Office making it available to both students and employees.
3. Enhanced Title IX training is needed. We recommend that training be made available to all students and consider providing targeted training to groups more likely to become aware of violations and to explore learning management systems or other methods to efficiently monitor employee compliance with required annual training.
4. Insufficient Title IX policies, procedures, and publications are in place to ensure that institutional obligations outlined by the Office of Civil Rights are met. We recommend that administration remove or amend conflicting policies; ensure the non-discrimination notice is updated and included in all required publications; and verify that contact information for Title IX Campus Coordinators is complete and easily located. Also, management should evaluate PM-73 to determine whether revisions are necessary to reflect suggested guidelines and consider addressing in policy romantic or dating relationships between employees and students when some level of authority is exercised.

Management’s Response and Corrective Action Plan:

University administration agreed with our recommendations and is in the process of implementing corrective action plans.

# Quarterly Audit Summary

*Fiscal Year 2018, 2nd Quarter*

---

## Louisiana State University Health Sciences Center New Orleans

### **Management Letter (Louisiana Legislative Auditor)**

Audit Initiation:

This external audit was conducted by the Louisiana Legislative Auditor's Office.

Audit Scope and Objectives:

The Louisiana Legislative Auditor's (LLA) Office conducted procedures at Louisiana State University Health Sciences Center New Orleans (LSUHSC-NO) as part of the LSU System audit, and to evaluate its accountability over public funds for the period July 1, 2016, through June 30, 2017.

Audit Findings:

The auditors reviewed the status of the prior-year finding reported in the management letter dated December 28, 2016, and determined that management has resolved the finding related to noncompliance with debt collection requirements.

Management's Response and Corrective Action Plan:

None required

## Louisiana State University Health Sciences Center Shreveport

### **Management Letter (Louisiana Legislative Auditor)**

Audit Initiation:

This external audit was conducted by the Louisiana Legislative Auditor's Office.

Audit Scope and Objectives:

# Quarterly Audit Summary

*Fiscal Year 2018, 2nd Quarter*

---

The Louisiana Legislative Auditor's (LLA) Office conducted procedures at Louisiana State University Health Sciences Center Shreveport (Center) as part of the LSU System audit, and to evaluate the Center's accountability over public funds for the period July 1, 2016, through June 30, 2017.

## Audit Findings:

The auditors reviewed the status of the prior-year finding reported in the management letter dated December 21, 2016, and determined that management has resolved the finding related to noncompliance with debt collection requirements.

## Management's Response and Corrective Action Plan:

None required

## Louisiana State University Health Sciences Center Health Care Services Division

### **Management Letter (Louisiana Legislative Auditor)**

#### Audit Initiation:

This external audit was conducted by the Louisiana Legislative Auditor's Office.

#### Audit Scope and Objectives:

The Louisiana Legislative Auditor's (LLA) Office conducted procedures at Louisiana State University Health Sciences Center – Health Care Services Division (HCSD) as part of the LSU System audit, and to evaluate the Center's accountability over public funds for the period July 1, 2016, through June 30, 2017.

#### Audit Findings:

The following findings were reported:

- For the second consecutive year, HCSD and System administration did not have complete, signed agreements

# Quarterly Audit Summary

*Fiscal Year 2018, 2nd Quarter*

---

for all equipment being utilized by the partner managing University Medical Center New Orleans.

- For the third consecutive year, HCSD identified a significant amount of unlocated movable property associated with the now-closed Earl K. Long Medical Center (EKLMC). After an extensive search of multiple properties for the past three years, \$1.6 million of EKLMC movable property remained unlocated and was written off in accordance with state property regulations.
- The prior-year finding related to Weaknesses over State Assets in New Orleans Hospitals and Noncompliance with Debt Collection requirements have been resolved.

Management's Response and Corrective Action Plan:

Management concurred with the findings and provided correction action plans to address.